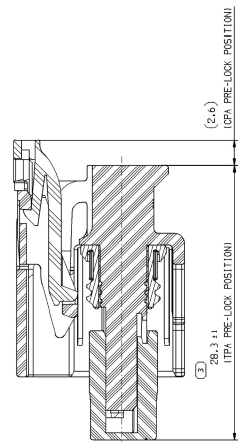
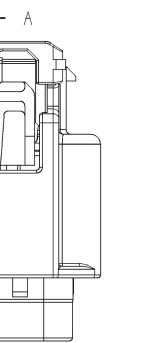
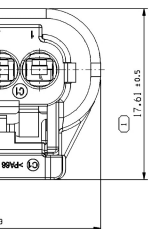
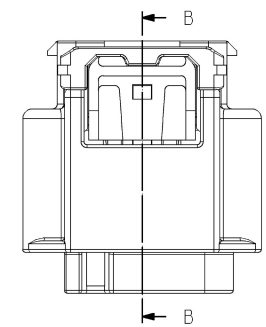


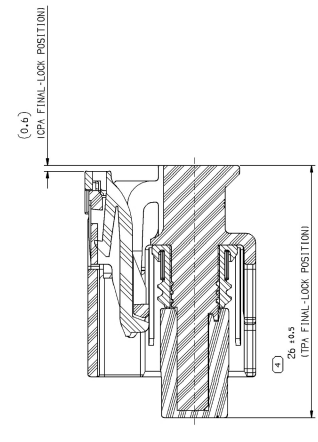
SYMBOL DEFINITION		TOTAL NO OF INSPECTIONS REQUIRED	4
A DIMENSION WITHOUT AN INSPECTION REPORT SYMBOL DOES NOT REQUIRE INSPECTION. IT MAY BE CONTROLLED ON THE INDIVIDUAL COMPONENT DRAWING.		LAST NO. USED	4



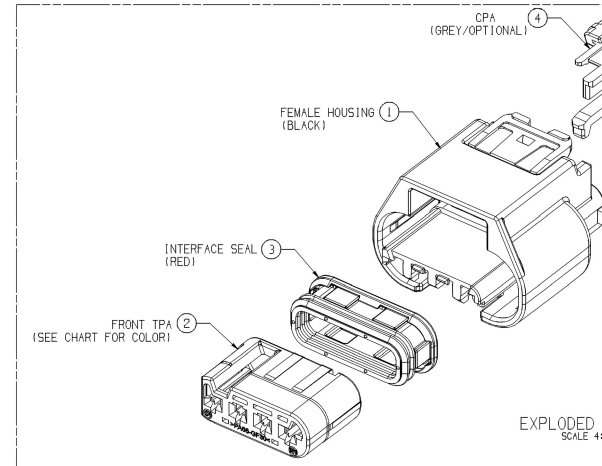
SECTION A-A



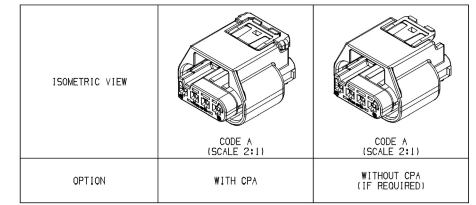
CPA & TPA IN FINAL POSITION



SECTION B-B



EXPLODED VIEW SCALE 4:1



ISOMETRIC VIEW

CODE A (SCALE 2:1)

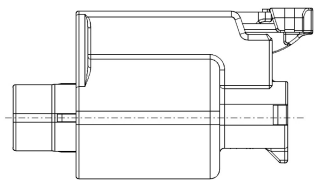
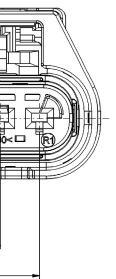
CODE A (SCALE 2:1)

OPTION

WITH CPA

WITHOUT CPA (IF REQUIRED)

CPA & TPA IN PRE-LOCK POSITION



TYPE	PART NUMBER	MVL PART NUMBER	CABLE SEAL		INSULATION (Ø1)	COLOR	MATERIAL
			WIRE SIZE (mm²)	Ø1			
LONG	33513690	F310400	0.3-0.35	1.2-1.5	RED	SILICONE RUBBER	
	3351183B	F410400	0.5-0.85	1.6-1.9	GRAY		
	33513681	F599700	1.0-1.5	2.0-2.4	YELLOW		
SHORT	3331827B	-	0.3-0.35	1.2-1.6	GRAY	SILICONE RUBBER	
	33318279	-	0.5-0.85	1.6-1.9	LIGHT GRAY		
	33318275	-	1.0-1.5	1.9-2.4	BLACK		
DUMMY SEAL	33402443	-	-	-	WHITE	FLUORO SILICONE	
	35020635	-	-	-	DARK GRAY		
LONG	33268526	-	0.3-0.35	1.2-1.5	BLUE	FLUORO SILICONE	
	33366680	-	0.3-0.35	1.2-1.6	BLUE		
	33366681	-	0.5-0.85	1.6-1.9	GREEN		
SHORT	33366679	-	1.0-1.5	1.9-2.4	BROWN	FLUORO SILICONE	

- NOTES:
- TOLERANCE MUST MEET DIN 150 2768(h)
 - TEST SPECIFICATION PER : HMC ES91500-00
 - ALLOWED WIRE RANGE : 0.3mm² TO 1.25mm² (JASO WIRE)
 - APPLICABLE TERMINAL : APEX1.2 FEMALE TERMINAL
 - APPLICABLE MATERIAL OF CABLE SEAL IS ONLY SILICONE

TYPE	ASSEMBLY	CODING TYPE	HOUSING (BLACK)	TPA		INTERFACE SEAL (RED)	CPA (GRAY)
				P/N/O	COLOR		
CPA	35172690	A	35172925	35172927	ROYAL BLUE	35172931	3321939B
	35172705	B		35172928	BROWN		
	35172706	C		35172929	LT GRAY		
	35172707	D		35172930	RED		
WITHOUT CPA	35172708	A	35172925	35172927	ROYAL BLUE	-	-
	35172709	B		35172928	BROWN		
	35172710	C		35172929	LT GRAY		
	35172711	D		35172930	RED		

REP.	QTY	DESCRIPTION	MATERIAL	COLOR	DELPHI P/N	REMARK
4	1	FEMALE CPA	P666 GF30Z	GRAY	3321939B	OPTIONAL
3	1	INTERFACE SEAL	SILICONE RUBBER	RED	35172931	-
2	1	TPA CODE A	P666 GF30Z	ROYAL BLUE	35172927	-
1	1	FEMALE HOUSING A	P666 GF30Z	BLACK	35172925	-

ASSOCIATED PARTS									
FEMALE TERMINAL	PART NUMBER	WIRE SIZE (mm²)	TYP (AWG)	CRIMP SPECIFICATIONS (FOR REFERENCE ONLY)					
				CONDUCTOR			INSULATION		
				C.W	C.H	CRIMP STYLE	C.W	C.H	CRIMP STYLE
TIN	54001864	0.75 ~ 1.25	16	2.45	1.15	"B"	3.35	3.40	"O"
				18	2.05	1.20	3.35	3.10	"O"
	54002006	0.3 ~ 0.5	20	1.65	1.05	"B"	3.00	2.85	"O"
				22	1.65	0.95	3.00	2.75	"O"
SILVER STRIPE, SPOT	F731400	0.75 ~ 1.25	16	2.45	1.15	"B"	3.35	3.40	"O"
				18	2.05	1.20	3.35	3.10	"O"
	F931400	0.3 ~ 0.5	20	1.65	1.05	"B"	3.00	2.85	"O"
				22	1.65	0.95	3.00	2.75	"O"
GOLD STRIPE, SPOT	54001863	0.75 ~ 1.25	16	2.45	1.15	"B"	3.35	3.40	"O"
				18	2.05	1.20	3.35	3.10	"O"
	54002005	0.3 ~ 0.5	20	1.65	1.05	"B"	3.00	2.85	"O"
				22	1.65	0.95	3.00	2.75	"O"
TIN SILVER	54001866	0.75 ~ 1.25	16	2.45	1.15	"B"	3.35	3.40	"O"
				18	2.05	1.20	3.35	3.10	"O"
54002007	0.3 ~ 0.5	20	1.65	1.05	"B"	3.00	2.85	"O"	
			22	1.65	0.95	3.00	2.75	"O"	

DRAWING NUMBER
33371981

SIZE SCALE FRAME NO SHEET NO (ST) REV TYP
A1x3 5:1 12 OF 11 OF 11 R 02 AA

UNLESS OTHERWISE SPECIFIED
TYPICAL DIMENSIONS IN MILLIMETERS
TOLERANCES UNLESS OTHERWISE SPECIFIED
146.151.166.2.1.000.00.00.00