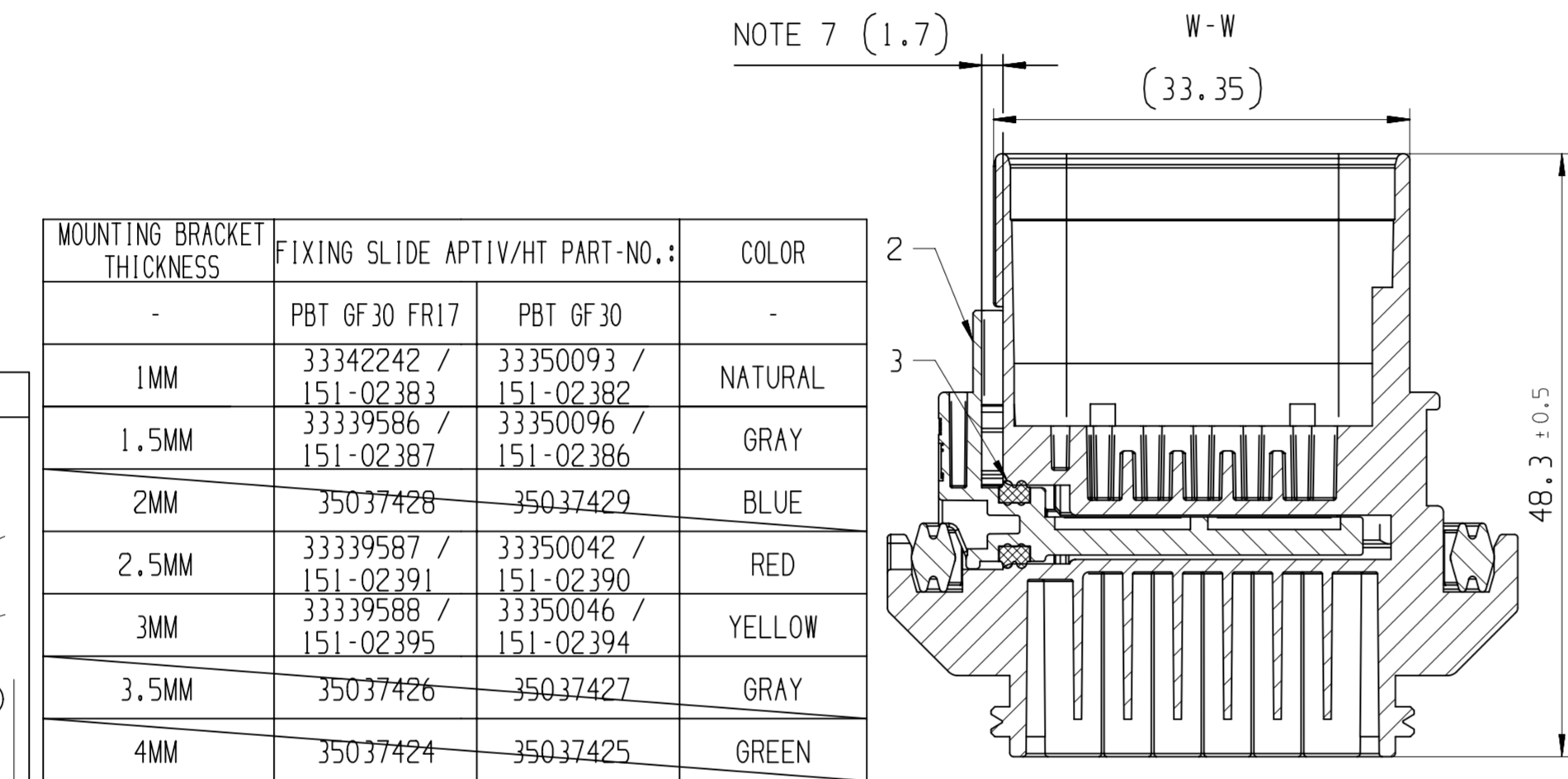
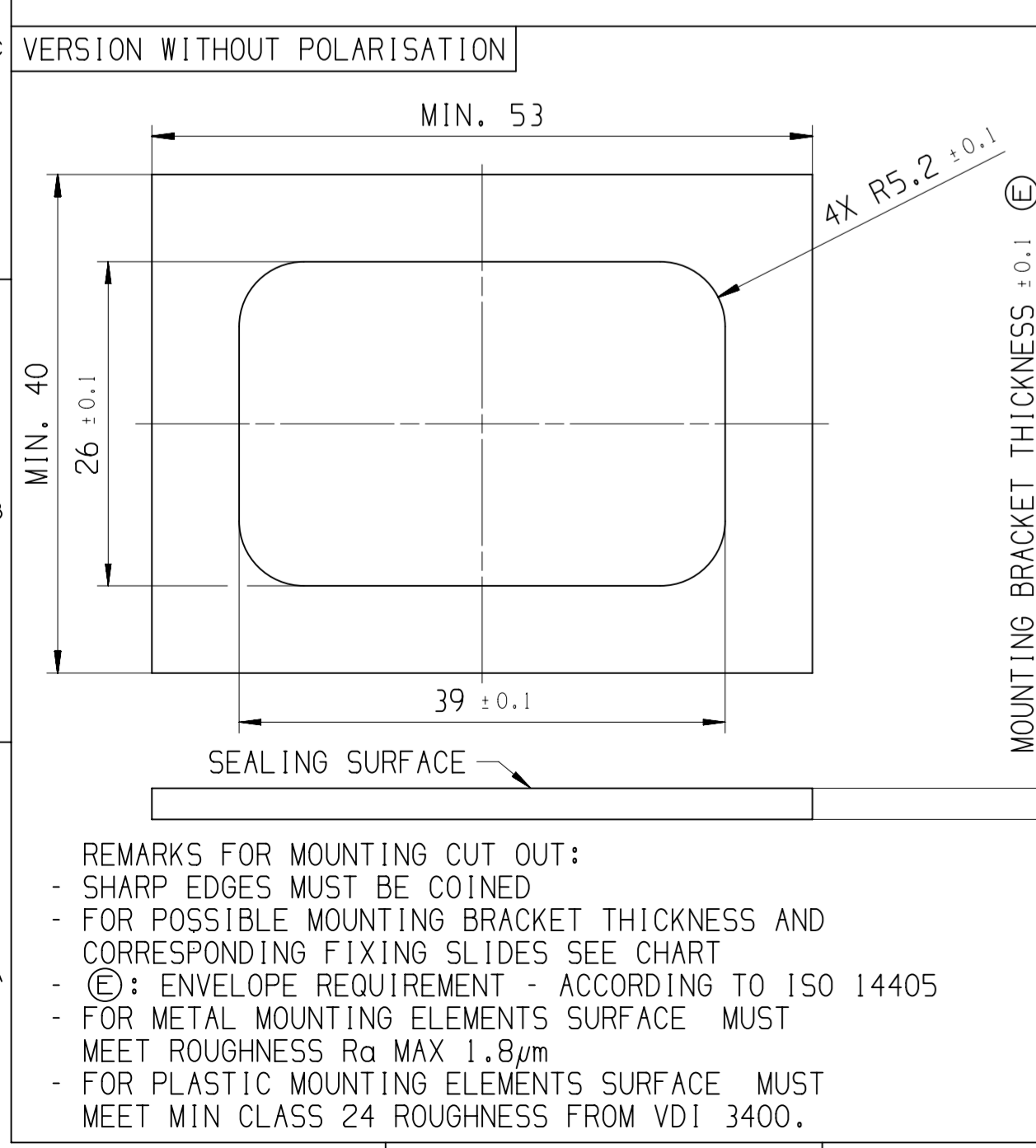
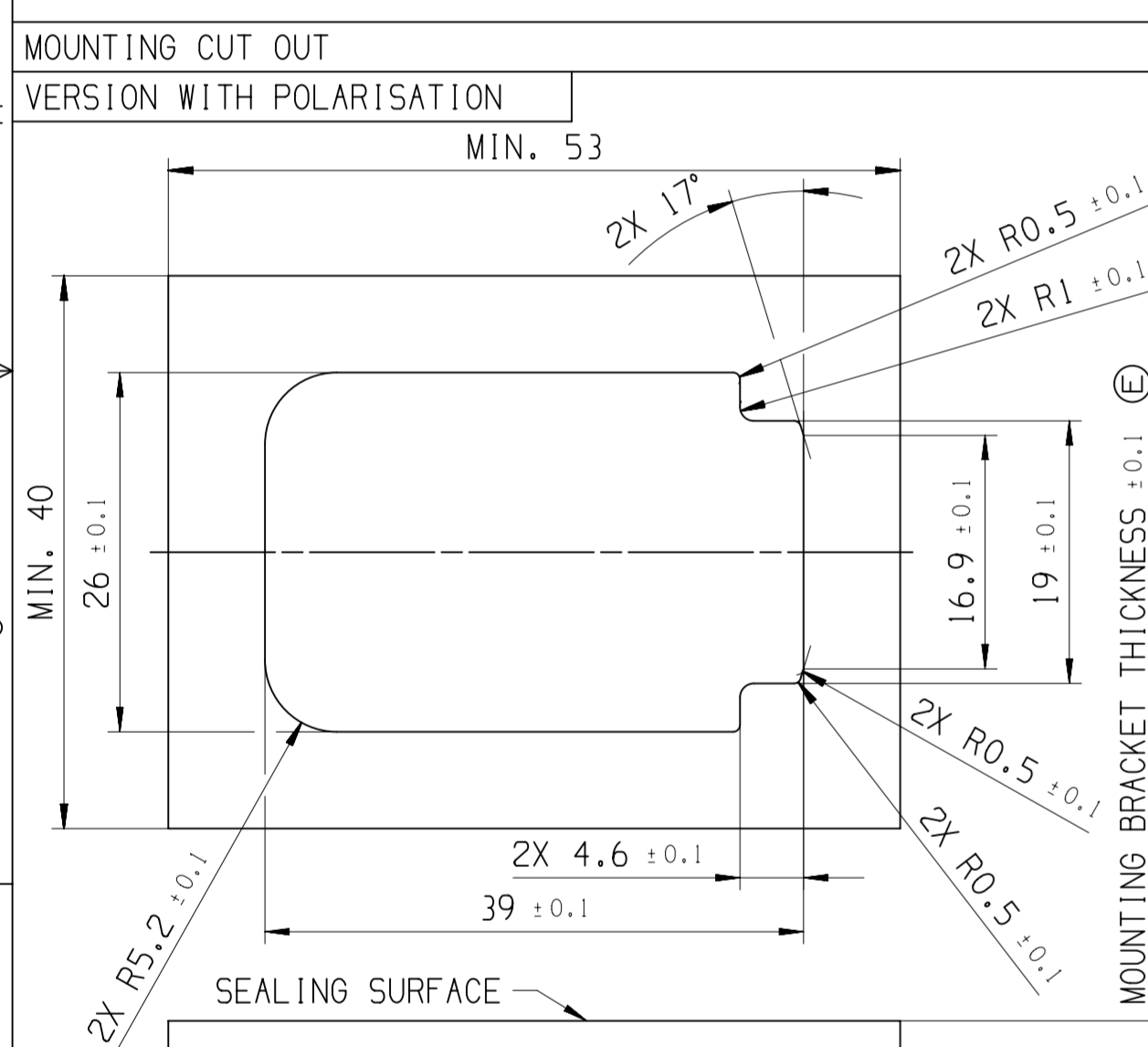


NOTES

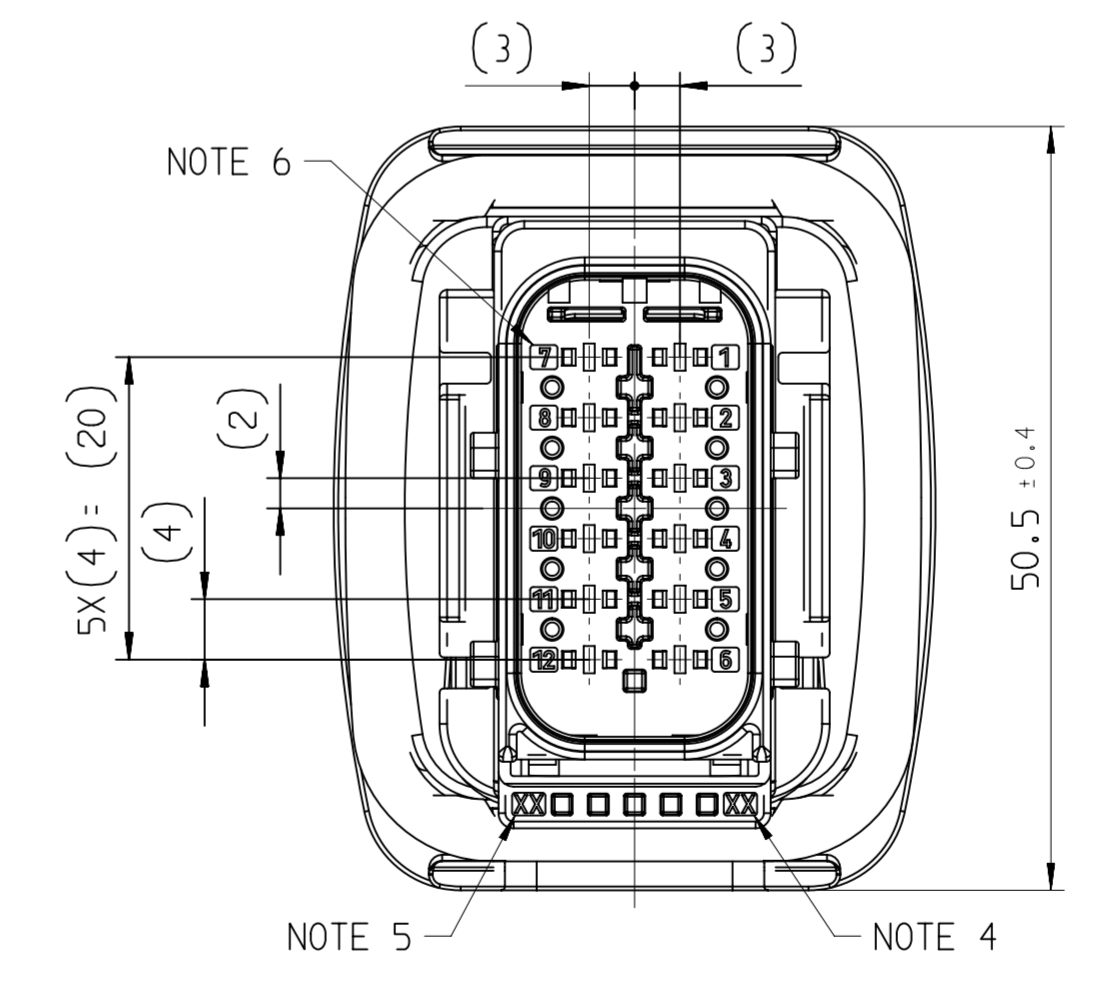
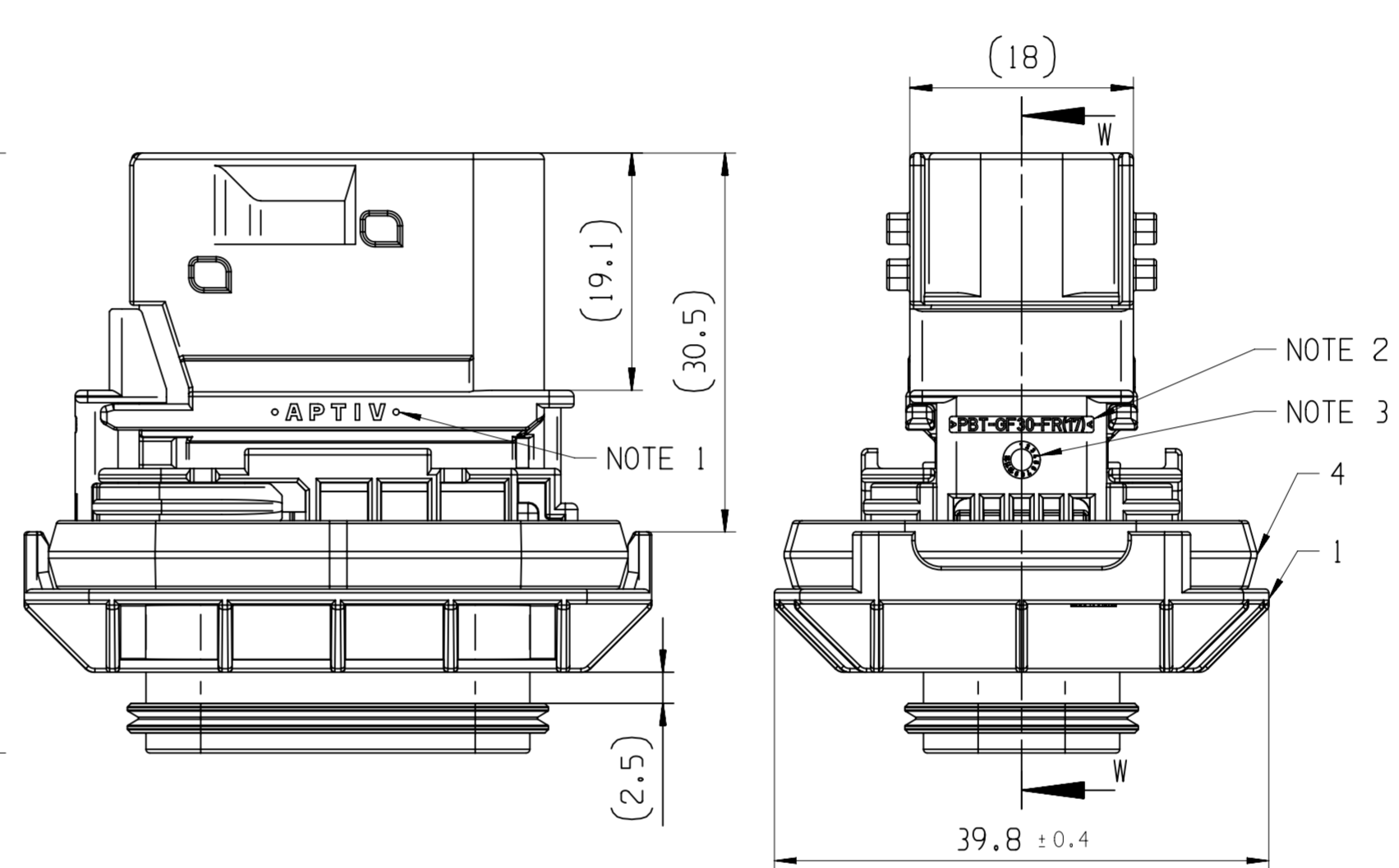
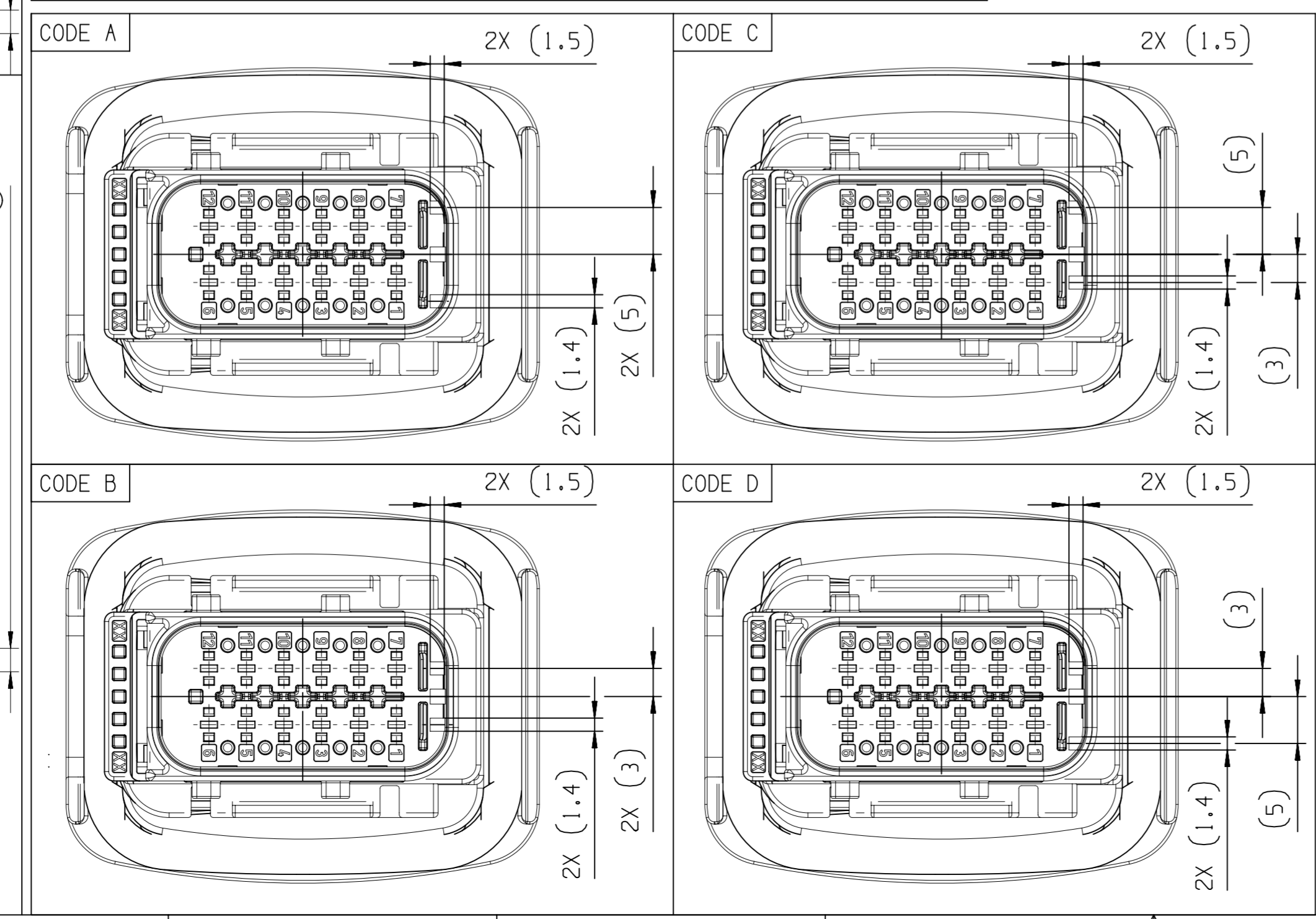
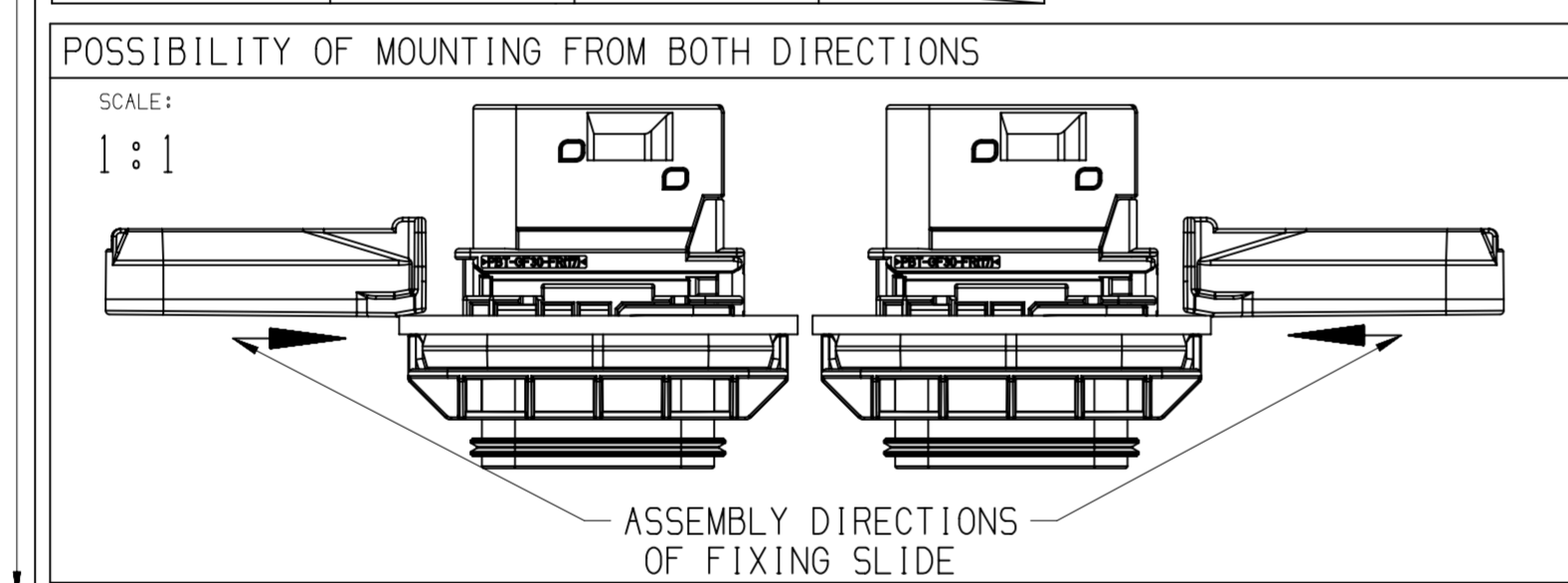
- ON MAIN VIEW ASSEMBLY 33340243 SHOWN (CODE A)
- DELIVERED CONDITION AS ON MAIN VIEWS - SECONDARY LOCK IN OPEN POSITION
- ASSEMBLY INSTRUCTION NO.: 35269105-CUS71 - PRELIMINARY ASSEMBLY
35269105-CUS72 - HARNESS ASSEMBLY
35269102-CUS73 - CAR ASSEMBLY
- MATING PARTS:**
 - 12 WAY 1.5 FEMALE CONNECTOR ASM DWG-NO.: 35123477
 - FIXING SLIDE APTIV DWG-NO.: 33390630 (HT DWG-NO.: 17-1487-001-C5G)
 - BACKSHELL 90 DEG APTIV DWG-NO.: 33390631 (HT DWG-NO.: 17-2276-001-C5G)
 - BACKSHELL 180 DEG APTIV DWG-NO.: 33390632 (HT DWG-NO.: 17-1486-001-C5G)
 - PROTECTION CAP APTIV DWG-NO.: 35274877 (HT DWG-NO.: 17-2272-001-C5G)
- MATING TERMINAL SYSTEM:**
 - 1.5 TERMINAL DWG-NO.: 15396739
 - MAX WIRE CROSS SECTION: 1.0MM²
- 1 APTIV LOGO
- 2 MATERIAL NAME ACCORDING TO VDA 260
- 3 DATE INSERT
- 4 TOOL CAVITY NUMBER
- 5 INDEX REPLACEMENT INSERT
- 6 PART CAVITY NUMBER
- 7 MOVING DISTANCE OF SECONDARY LOCK

ASSEMBLY-NO.:	PART-REV	CODING	MATERIAL/WEIGHT	1				2		3	4				
				MALE HOUSING PANEL MOUNT				MALE SECONDARY LOCK		SL SEAL	FIXING SEAL				
				BLACK	GRAY	GREEN	BLUE	BLACK	GRAY	GREEN	BLUE	ORANGE	YELLOW	REDDISH-BROWN	REDDISH-BROWN
				33339451	33339446	33339448	33339452	33349762	33350048	33350049	33350050	33338905	33350071	33283927	33339919
33340243	01	CODE A	ALL PARTS V0 / 29.6	-	---	---	---	---	---	---	---	---	---	---	---
33340244	01	CODE B		-	1	---	---	---	---	---	---	1	---	1	1
33340246	01	CODE C		-	---	1	---	---	---	---	---	1	---	1	1
33340247	01	CODE D		-	---	---	1	---	---	---	---	1	---	1	1
33350115	01	CODE A	ALL PARTS NVO / 28.8	-	---	---	---	1	---	---	---	---	1	1	1
33350117	01	CODE B		-	---	---	---	---	1	---	---	---	1	1	1
33350119	01	CODE C		-	---	---	---	---	---	1	---	---	1	1	1
33350121	01	CODE D		-	---	---	---	---	---	---	1	---	1	1	1

DWG STATUS		ZONE		REVISION HISTORY		AUTH	DR	APVD 1	APVD 2	
DATE	STG	REV	N/P	CHG	INITIAL RELEASE					
18MR19	R	01						K.FAR	P.NAJM	M.GRU



MOUNTING BRACKET THICKNESS	FIXING SLIDE APTIV/HT PART-NO.:	COLOR
-	PBT GF 30 FR17 / PBT GF 30	-
1MM	33342242 / 151-02383 / 33339586 / 151-02387	NATURAL / GRAY
1.5MM	35037428 / 35037429	BLUE
2MM	33339587 / 151-02391 / 33339588 / 151-02395	RED / YELLOW
2.5MM	33350042 / 151-02390 / 33350046 / 151-02394	GRAY / GREEN
3MM	35037426 / 35037427	GRAY
3.5MM	35037424 / 35037425	GREEN
4MM		



LINE DRAWN THROUGH A PART NUMBER INDICATES THAT PHYSICAL PARTS ARE NOT AVAILABLE FOR ORDERING.

PART NUMBERS THAT DO NOT HAVE A LINE PRESENT INDICATE THAT PHYSICAL PARTS ARE AVAILABLE FOR ORDERING.

CONTACT APTIV SALES TO ASSURE AVAILABILITY OF PARTS.

DIMENSIONAL RANGE (MM)	CHART	EL
FROM > 0	> 20	> 30
TO > 20	30	70
	70	100
	100	150
	150	200
	200	250
	250	300
	300	400

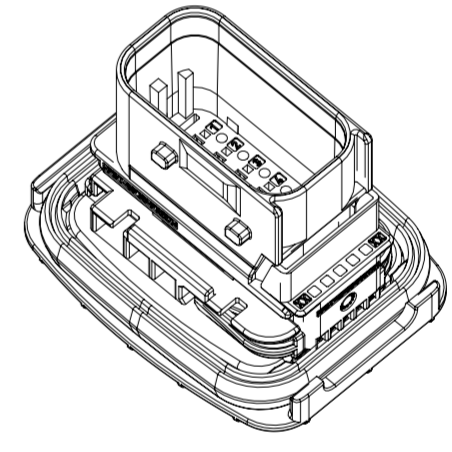
TOLERANCE UNLESS OTHERWISE SPECIFIED

	±0.15	±0.2	±0.3	±0.4	±0.5	±0.6	±0.8	±1	±1.2
ANGULAR TOLERANCE	+2°								

SHARP CORNER TOLERANCE

R 0.2 MAX / R 0.1 MAX

SCALE: 1:1



• APTIV •

CONNECTION SYSTEMS
KRAKOW, POLAND
COPYRIGHT 2019 APTIV. ALL RIGHTS RESERVED.

THIS DRAWING IS THE PROPERTY OF APTIV AND CONTAINS APTIV CONFIDENTIAL INFORMATION. THE REPRODUCTION, DISTRIBUTION AND UTILIZATION OF THIS DOCUMENT OR ITS RELATED CAD MATH DATA, AS WELL AS COMMUNICATION OF ANY CONTENT TO OTHERS, WITHOUT EXPRESS AUTHORIZATION, IS PROHIBITED.

TEN RYSUNEK JEST WLASNOSCIA APTIV I ZAWIERA POUFNE INFORMACJE POWELANE, ROZPOWIECZANIE I WYKORZYSTYWANIE TEGO DOKUMENTU LUB ZWIAZANYCH Z NIM DANYCH CAD, JAK ROWNIEZ PRZEKAZYWANIE INNYM JAKIEKOLWIEK ICH ZAWARTOSCI, BEZ NADANA WYRAZNYCH UPRAWNIEN, JEST ZABRONIONE.

	DATE
DR	K.FARON
APVD1	P.NAJDUCH
APVD2	M.GRUDZEWSKI
APVD3	
APVD4	
APVD5	

SUBSTANCES OF CONCERN AND RECYCLED CONTENT PER APTIV 10949001 SUBSTANCJE NIEBEZPIECZNE I POWTORNIE PRZETWORZONE OKRESLA APTIV 10949001

SEE CHART

DRAWING NAME
12 WAY 1.5 PANEL MOUNT MALE ASSEMBLY FOR CTCS GROUP D

DRAWING NUMBER
35123474

SIZE	SCALE	FRAME NO	SHEET NO	STG	REV	N/P
A1	2:1	1 OF 1	1 OF 1	R	01	