SYMBOL DEFINITION		MISSING SYMBOLS
A DIMENSION WITHOUT AN INSPECTION REPORT SYMBOL DOES NOT REQUIRE INSPECTION. IT MAY BE CONTROLLED ON THE INDIVIDUAL COMPONENT DRAWING.	TOTAL NO OF INSPECTIONS REQUIRED: 151	NO MISSING SYMBOL NUMBER
	LAST NO. USED: 50	

DWG STATUS DATE	SIZE	REV	N/P	DWG	ZONE	REVISION HISTORY	AUTH	DR	APVD	APVD	APVD
07AP16	R	01	-	-	-	ALL PARTS - SUSPENDED DESIGN	432340	KV	KV	TKS	
10MR17	R	02	-	-	-	ALL PARTS - RELEASED PART DRAWING	435182	SM	SM	TKS	M
04MY17	R	03	-	-	-	ALL PARTS - REVISED GRAPHICS	436593	NKS	NKS	KST	
06SE17	R	04	-	-	-	ALL PARTS - ADDED PRE-LOCKED POSITION VIEW & CORRUGATED TUBE & CABLE TIE WIDTH* NOTES, CONN BODY COLOR AND REMOVED UL94 FLAMMABILITY COLUMN	437278	JVM	JVM	TKS	
14NO18	R	05	-	-	-	33337577 - UPDATED PART AVAILABILITY	441596	MH	MH	KST	
20FE19	R	06	-	-	-	33337578 - UPDATED PART AVAILABILITY	442480	NKS	NKS	KST	
06MR19	R	07	-	-	-	33337579 - UPDATED PART AVAILABILITY	442584	SM	SMM	KST	
11AP19	R	08	-	-	-	33337581 - UPDATED PART AVAILABILITY	442948	SM	SNS	KST	
12SE19	R	09	-	-	-	33337582 - UPDATED PART AVAILABILITY	550055	KV	KV	KST	

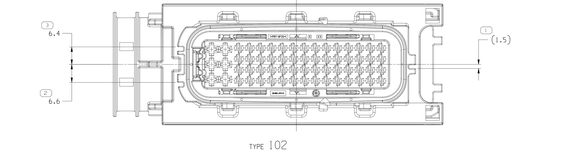

TYPE 102
SAME AS TYPE 101
EXCEPT AS SHOWN

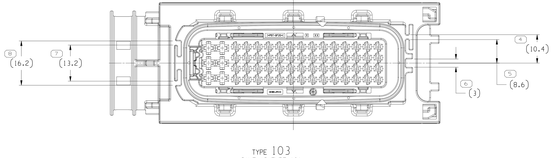

TYPE 103
SAME AS TYPE 101
EXCEPT AS SHOWN

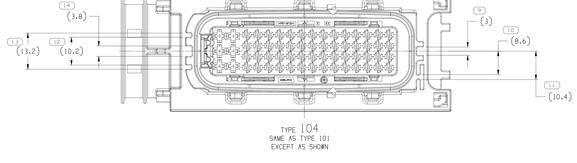

TYPE 104
SAME AS TYPE 101
EXCEPT AS SHOWN

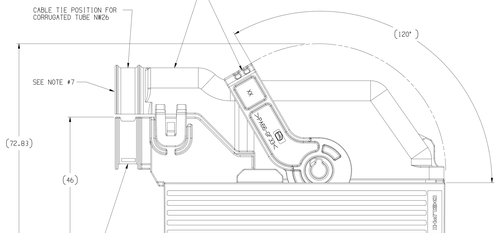

CONNECTOR IN PRE-LOCKED POSITION INCL. COVER

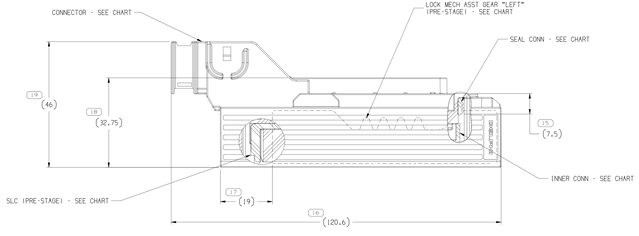

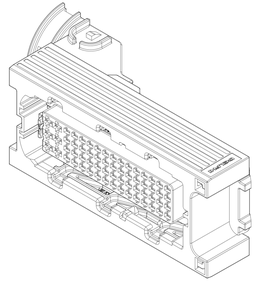

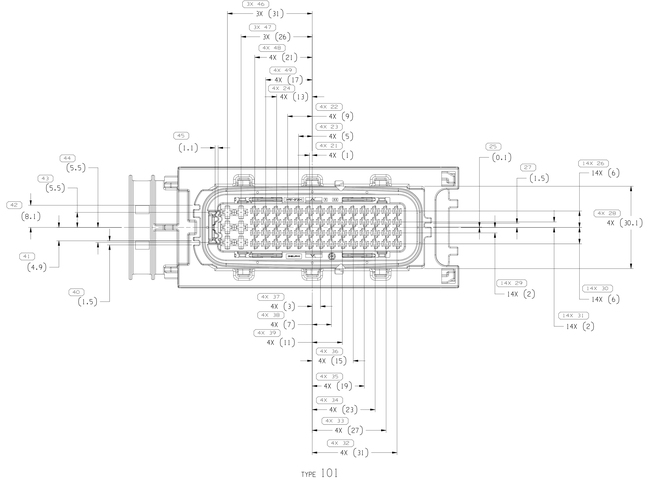

TYPE 101

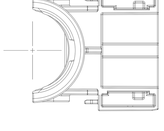

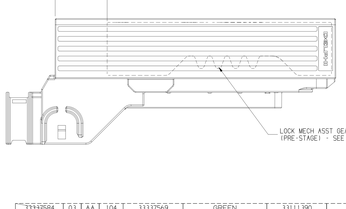

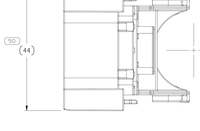

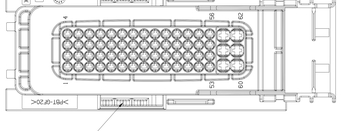

NOTES

1. UNLESS OTHERWISE SPECIFIED AND/OR INDICATED:

   DIMENSIONS ARE TO FACE OF VIEW SHOWN AND AUTOMATICALLY ROUNDED BY COMPUTER FOR INSPECTION (SEE MATH MODEL FOR PRECISE DIMENSIONS). FOR ALL OTHER DIMENSIONS NOT SHOWN BUT REQUIRED FOR TOOL BUILD, SEE MATH MODEL FOR PRECISE TOOL PATH DATA.

2. SEALING CODE 2 - DESIGN WILL PASS SALT FOG TEST AFTER CONDITIONING AS SPECIFIED IN ESA-6.4 (WEATHER-PACK), ESA-710 (METRI-PACK), ESA-650 (UNDERHOOD MICRO-PACK), C-4006 (WORLD CONNECTOR), ETC WHEN MATED TO MATING PART OR EQUIVALENT.

3. THIS PRODUCT IS NOT CATEGORIZED AS AN APPEARANCE ITEM. MINOR IMPERFECTIONS INCLUDING, BUT NOT LIMITED TO, FLOW MARKS, COLOR BLEMISHES, GATE VESTIGE, AND SOFT FLASH THAT DO NOT AFFECT THE FIT, FORM, OR FUNCTION OF THE PART ARE PERMISSIBLE PER DRNP-4.7-CS-01.

4. FOR APPLICATION DATA SEE THE INDIVIDUAL APPLICATION DRAWINGS.

5. THESE ASSEMBLIES WERE DESIGNED WITHOUT CPA

6. MAXIMUM CABLE TIE FORCE - 100N

7. DESIGNED FOR CORRUGATED TUBE NW26

8. MAXIMUM CABLE TIE WIDTH 5 MM

PART NO	REV	N/P	TYPE	CONNECTOR	CONN BODY COLOR	SEAL CONN	LOCK MECH ASST GEAR LEFT	LOCK MECH ASST GEAR RIGHT	LOCK SECONDARY SLC	INNER CONN	UL94 FLAMMABILITY STD
33337584	03	AA	104	33337569	GREEN	3311190	33273776	33273777	33337572	33337575	V-0
33337583	03	AA	103	33337568	DK BLUE	3311190	33273776	33273777	33337572	33337575	V-0
33337582	03	AB	102	33337567	MD GRAY	3311190	33273776	33273777	33337572	33337575	V-0
33337581	03	AB	101	33337566	BLACK	3311190	33273776	33273777	33337572	33337575	V-0
33397580	03	AA	104	33337565	GREEN	3311190	33199207	33199208	33337571	33337574	-
33337579	03	AB	103	33337564	DK BLUE	3311190	33199207	33199208	33337571	33337574	-
33337578	03	AB	102	33337563	MD GRAY	3311190	33199207	33199208	33337571	33337574	-
33337577	03	AB	101	33337562	BLACK	3311190	33199207	33199208	33337571	33337574	-

DRAWING NUMBER: 33337585
A1x3 | SCALE 2:1 | SHEET 2 OF 2 | 1 OF 1 | R | 09 | -

* LINE DRAWN THROUGH A PART NUMBER INDICATES THAT PHYSICAL PARTS ARE NOT AVAILABLE FOR ORDERING.

PART NUMBERS THAT DO NOT HAVE A LINE PRESENT INDICATE THAT PHYSICAL PARTS WILL BE AVAILABLE FOR ORDERING.

CONTACT APTIV SALES TO ASSURE AVAILABILITY OF PARTS.

DWG TYPE: PART DRAWING

STYLE

VOLUME (CM³)

SYSTEM CODE

UNLESS OTHERWISE SPECIFIED

THIS DOCUMENT IS IN ACCORDANCE WITH ASME Y14.5M-1994 UNLESS OTHERWISE SPECIFIED. ALL DIMENSIONS AND TOLERANCES INCLUDE COATING. SEPARATE PATTERNS OF FEATURES MAY BE GROUP SEPARATELY REGARDLESS OF DATUM REFERENCES.

ALL DIMENSIONS ARE IN MILLIMETERS

	DATE
DR	
APVD: V.KANDASAMY	07APR16
APVD: V.KANDASAMY	07APR16
APVD: TURNER KEVIN S	07APR16
APVD:	
APVD:	
SUBSTANCES OF CONCERN AND RECYCLED CONTENT PER APTIV CRWP003	
MATERIAL: SEE DRAWING	

DRAWING NAME: TAXI ASM CONN 62 F CTS SLD

DRAWING NUMBER: 33337585
A1x3 | SCALE 2:1 | SHEET 2 OF 2 | 1 OF 1 | R | 09 | -

APTIV
CONNECTION SYSTEMS
Chennai, India
COPYRIGHT 2016 APTIV. ALL RIGHTS RESERVED.
THIS DRAWING IS THE PROPERTY OF APTIV AND CONTAINS APTIV CONFIDENTIAL INFORMATION. THE RECEIPT OR POSSESSION OF THIS DRAWING OR UTILIZATION OF THIS DOCUMENT OR ITS RELATED CAD MATH DATA, WE WILL NOT BE COMMUNICATION OF ANY CONTENTS TO OTHERS, WITHOUT EXPRESS AUTHORIZATION, IS PROHIBITED.

DIMENSIONAL RANGE (MM)									
FROM	0	6	30	120	315	1000	2000	4000	>4000
TO	6	30	120	315	1000	2000	4000	8000	
TOLERANCE (UNLESS OTHERWISE SPECIFIED)									
±0.15	±0.25	±0.4	±0.6	±0.8	±1.2	±1.6	±2	±2.5	±3.5

ANGULAR TOLERANCE ±0°

(10) PROCESS SENSITIVE DIMENSION

DIMENSIONS ENCLOSED IN ( ) INDICATE REFERENCE DIMENSIONS AND NO TOLERANCE IS TO BE ESTABLISHED.

REFERENCE

THIRD ANGLE PROJECTION

DO NOT SCALE

USE MATH DATA

NX

33337585

REV 09 | N/P - | TYPE 104 | CONN 33337569 | SEAL CONN 3311190 | LOCK MECH ASST GEAR LEFT 33273776 | LOCK MECH ASST GEAR RIGHT 33273777 | LOCK SECONDARY SLC 33337572 | INNER CONN 33337575 | UL94 FLAMMABILITY STD V-0 | GREEN | DK BLUE | MD GRAY | BLACK | 3311190 | 33199207 | 33199208 | 33337571 | 33337574 | 33337562 | 33337563 | 33337564 | 33337565 | 33337566 | 33337567 | 33337568 | 33337569 | 33337577 | 33337578 | 33337579 | 33337581 | 33337582 | 33337583 | 33337584 | 33337585

Time: 10:57:18 AM
Date: 17-Sep-19
Name: 33337585_09.dwg
Path: C:\Users\ADMIN\Desktop\33337585_09\
Model: 33337585_09.prt