

## 1 PCN Information

Title	Product Change Notification		
PCN Number	PCN-2012-QA50-0021	Issue Date (yyyy-mm-dd)	2020-12-17
PCN Revision	1.0	Effective Date (yyyy-mm-dd)	2020-12-17
Refers to Change Order	ECO-002660	Expiration Date (yyyy-mm-dd)	N/A
Refers to Change Request	N/A	Authors	CJR/SGA

## 2 Product Identification

### 2.1 Product Data

	Pre-Conversion	Post-Conversion
Product Name	conga-QA5	conga-QA5
Product Number P/N	See appendix	See appendix
Serial Number S/N	N/A	N/A
Lot Number	See appendix	See appendix
Hardware Revision	See appendix	See appendix
BIOS Revision	QA50R151	QA50R159
congatec Board Controller Revision	CGBCP438	CGBCP440

### 2.2 Means of Distinguishing Changed Products

		Remark
Product Number	<input type="checkbox"/>	
Hardware Revision	<input type="checkbox"/>	
Lot Code	<input type="checkbox"/>	
Label	<input type="checkbox"/>	
Other	<input checked="" type="checkbox"/>	BIOS revision is displayed in the BIOS setup menu and on the POST screen. Board Controller firmware revision is displayed in the BIOS setup menu.

## 3 Description and Reason of Change

---

AVL	<input type="checkbox"/>	Product Improvement	<input checked="" type="checkbox"/>
Material	<input type="checkbox"/>	BIOS Release	<input checked="" type="checkbox"/>
Assembly Process	<input type="checkbox"/>	Firmware Release	<input checked="" type="checkbox"/>
Assembly BOM	<input type="checkbox"/>	Datasheet/Manual	<input type="checkbox"/>
Testing	<input type="checkbox"/>	DFM	<input type="checkbox"/>
Manufacturing Site	<input type="checkbox"/>	Other	<input type="checkbox"/>
Equipment	<input type="checkbox"/>		

### 3.1 BIOS Update

Refer to PCN-2011-QA50-0020.

### 3.2 BC Firmware Update

Refer to the following PCNs:

- PCN-1912-CGBC-0054
- PCN-2012-CGBC-0055

## 4 Impact of the change (positive or negative) on fit, form, function & reliability

---

### 4.1 Quality and Reliability

The changes listed in section 3 improve the product quality and reliability performance.

### 4.2 Software Compatibility

Fully software compatible with previous revision.

### 4.3 Hardware Compatibility

Fully hardware compatible with the previous revision.



#### Note

*The change described within this PCN does not affect the functionality of the modules. congatec is not obligated to perform an update on modules that have already been delivered or on modules that are pending delivery unless explicitly mentioned herein. If you have any questions about this matter please contact your local congatec AG representative.*

## 5 Product/Revision Discontinuation

---

All previous product revisions are set to EOL status (End-Of-Life).

After the release of this PCN there will be a transition time of 6 months whereby a delivery may consist of products based on previous revisions as well as new revisions. After the completion of the transition time, only products based on the new revision will be delivered. This does not include products that fall under the RMA process.

## 6 Contact Information

---

congatec Contact	Technical Solution Center
Fax	+49-991-2700-111
eMail	support@congatec.com

## 7 Customer Acknowledgment of Receipt

congatec AG records indicate that you require written notification of this change. Fill in the acknowledgment below and eMail this document to the eMail address above to request additional information. If congatec AG does not receive acknowledgment within 30 days of this notice it will be assumed that this change is acceptable. congatec AG reserves the right to ship either version manufactured after the process change effective date until the inventory on the earlier version has been depleted.

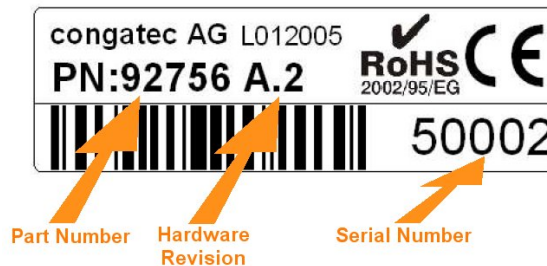
Customer Name	
Title	
Phone	
Fax	
eMail	

## 8 Revision History

Revision	Date (yyyy-mm-dd)	Author	Changes
1.0	2020-12-14	CJR/SGA	Initial release of document

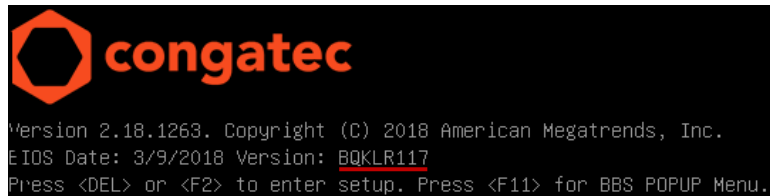
## 9 Appendix: congatec revision description

The product information can be derived from the congatec product label:

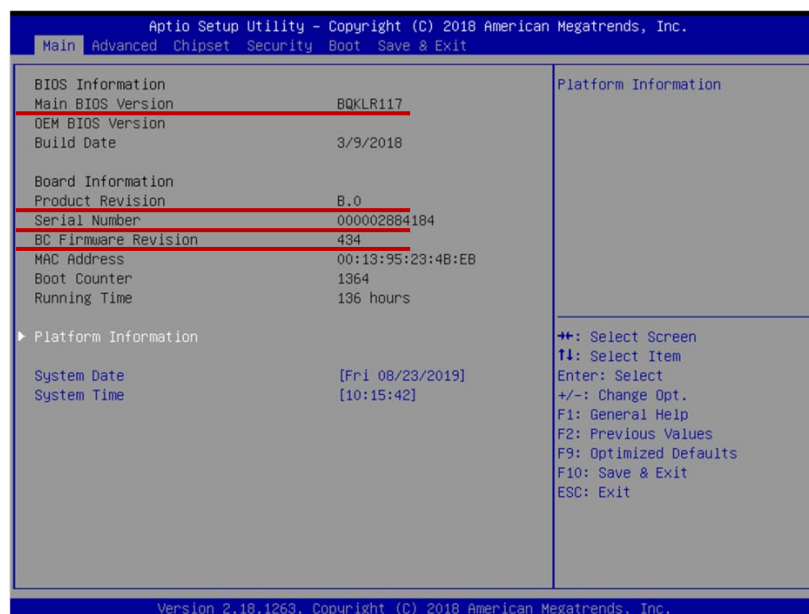


The BIOS can be determined during BIOS POST. The Main BIOS Version, Product Revision, Serial Number and Firmware Revision (Board Controller Firmware) can be determined in the BIOS Setup Utility (Main Menu):

### BIOS POST

  
Version 2.18.1263. Copyright (C) 2018 American Megatrends, Inc.  
BIOS Date: 3/9/2018 Version: BQKLR117  
Press <DEL> or <F2> to enter setup. Press <F11> for BBS POPUP Menu.

### BIOS Setup Utility



## 9.1 Pre/Post Revision Table

pre-conv. P/N	post-conv. P/N	pre-conv. Rev.	post-conv. Rev.	pre-conv. Lot	post-conv. Lot
015500	015500	B.2	B.2	L133720 and previous	Later than L133720
015501	015501	B.2	B.2	L130121 and previous	Later than L130121
015502	015502	B.3	B.3	L130321 and previous	Later than L130321
015503	015503	B.2	B.2	L135220 and previous	Later than L135220
015510	015510	B.2	B.2	L134820 and previous	Later than L134820
015511	015511	B.2	B.2	L130521 and previous	Later than L130521
015512	015512	B.3	B.3	L130521 and previous	Later than L130521
015513	015513	B.2	B.2	L131419 and previous	Later than L131419
015522	015522	B.2	B.2	L135320 and previous	Later than L135320
015523	015523	B.2	B.2	L130321 and previous	Later than L130321
015524	015524	B.2	B.2	L134619 and previous	Later than L134619
615503	615503	A.1	A.1	L134420 and previous (cBC only)	Later than L134420 (cBC only)
615504	615504	A.0	A.0	L133820 and previous (cBC only)	Later than L133820 (cBC only)
615506	615506	A.0	A.0	L134320 and previous	Later than L134320
615509	615509	A.1	A.1	L130221 and previous (cBC only)	Later than L130221 (cBC only)
615533	615533	A.0	A.0	L130221 and previous (cBC only)	Later than L130221 (cBC only)