



12500 TI Boulevard, MS 8640, Dallas, Texas 75243

**PCN# 20260615001.2
Qualification of TI Malaysia (MLA) as an additional
Assembly/Test Site for select devices
Change Notification / Sample Request**

Date: June 16, 2026
To: MOUSER PCN

Dear Customer:

This is an announcement of a change to a device that is currently offered by Texas Instruments. The details of this change are on the following pages.

Texas Instruments requires acknowledgement of receipt of this notification within 60 days of the date of this notice. Lack of acknowledgement of this notice within 60 days constitutes acceptance and approval of this change. If samples or additional data are required, requests must be received within 60 days of this notification.

The changes discussed within this PCN will not take effect any earlier than the proposed first ship date on Page 3 of this notification, unless customer agreement has been reached on an earlier implementation of the change.

This notice does not change the end-of-life status of any product. Should product affected be on a previously issued product withdrawal/discontinuance notice, this notification does not extend the life of that product or change the life time buy offering/discontinuance plan.

For questions regarding this notice or to provide acknowledgement of this PCN, you may contact your local Field Sales Representative or the change management team.

For sample requests or sample related questions, contact your local Field Sales Representative.

TI values customer engagement and feedback related to TI changes. Customers should contact TI if there are questions or concerns regarding a change notification.

Sincerely,

Change Management Team
SC Business Services

20260615001.2

Change Notification / Sample Request Attachments


Products Affected:

The devices listed on this page are a subset of the complete list of affected devices. According to our records, you have recently purchased these devices. The corresponding customer part number is also listed, if available.

DEVICE	CUSTOMER PART NUMBER
LP2951-50QDRM3Q1	NULL
LP2951-50QDRQ1	NULL

Technical details of this Product Change follow on the next page(s).



PCN Number:	20260615001.2		PCN Date:	June 16, 2026	
Title:	Qualification of TI Malaysia (MLA) as an additional Assembly/Test Site for select devices				
Customer Contact:	Change Management team		Dept:	Quality Services	
Proposed 1st Ship Date:	December 13, 2026	Sample requests accepted until:	August 15, 2026*		
*Sample requests received after August 15, 2026 will not be supported.					
Change Type:					
<input checked="" type="checkbox"/>	Assembly Site	<input type="checkbox"/>	Design	<input type="checkbox"/>	Wafer Bump Material
<input type="checkbox"/>	Assembly Process	<input type="checkbox"/>	Data Sheet	<input type="checkbox"/>	Wafer Bump Process
<input type="checkbox"/>	Assembly Materials	<input type="checkbox"/>	Part number change	<input type="checkbox"/>	Wafer Fab Site
<input type="checkbox"/>	Mechanical Specification	<input checked="" type="checkbox"/>	Test Site	<input type="checkbox"/>	Wafer Fab Material
<input checked="" type="checkbox"/>	Packing/Shipping/Labeling	<input type="checkbox"/>	Test Process	<input type="checkbox"/>	Wafer Fab Process
PCN Details					
Description of Change:					
Texas Instruments is pleased to announce the qualification of additional Assembly/Test Site (MLA) the devices listed below. No material differences between sites.					
	Current	Additional			
Assembly/Test site	FMX	MLA			
Qual details are provided in the Qual Data Section.					
Reason for Change:					
Supply Continuity					
Anticipated impact on Form, Fit, Function, Quality or Reliability (positive / negative):					
Review the Standard Data Packet for more details on the changes.					
Impact on Environmental Ratings					
Checked boxes indicate the status of environmental ratings following implementation of this change. If below boxes are checked, there are no changes to the associated environmental ratings.					
RoHS	REACH	Green Status	IEC 62474		
<input checked="" type="checkbox"/> No Change	<input checked="" type="checkbox"/> No Change	<input checked="" type="checkbox"/> No Change	<input checked="" type="checkbox"/> No Change		
Changes to product identification resulting from this PCN:					
Assembly Site Information:					
Assembly Site	Assembly Site Origin (22L)	Assembly Country Code (23L)	Assembly City		
TI Mexico	MEX	MEX	Aguascalientes		
TI Malaysia	MLA	MYS	Kuala Lumpur		
Sample product shipping label (not actual product label):					



TEXAS INSTRUMENTS
MADE IN: Malaysia
2DC: 2Q:

MSL 2 /260C/1 YEAR	SEAL DT
MSL 1 /235C/UNLIM	03/29/04

OPT:
ITEM: 39
LBL: 5A (L)T0:1750

(1P) SN74LS07NSR
(Q) 2000 (D) 0336
(31T) LOT: 3959047MLA
(4W) TKY (1T) 7523483SI2
(P)
(2P) REV: (V) 0033317
(20L) CS0: SHE (21L) CCO:USA
(22L) AS0: MLA (23L) ACO: MYS

Product Affected:

LP2951-50QDRM3Q1	LP2951-50QDRQ1
------------------	----------------

Qualification Report

Automotive Qualification Summary
(As per AEC-Q100 Rev. J and JEDEC Guidelines)

LP2951 Offload
Approve Date 18-May-2026

Product Attributes

Attributes	Qual Device:	QBS Process Reference:	QBS Package Reference:	QBS Process, Product Reference:
	LP2951-50QDRM3Q1	BQ79600PWRQ1	OPA2991QDRQ1	LP2951-50QDRQ1M3
Automotive Grade Level	Grade 1	Grade 1	Grade 1	Grade 1
Operating Temp Range (C)	-40 to 125	-40 to 125	-40 to 125	-40 to 125
Product Function	Power Management	Power Management	Signal Chain	Power Management
Wafer Fab Supplier	RFAB	RFAB	RFAB	RFAB
Assembly Site	MLA	MLA	MLA	FMX
Package Group	SOIC	TSSOP	SOIC	SOIC
Package Designator	D	PW	D	D
Pin Count	8	16	8	8

QBS: Qual By Similarity, also known as Generic Data
Qual Device LP2951-50QDRM3Q1 is qualified at MSL1 260C

Qualification Results

Data Displayed as: Number of lots / Total sample size / Total failed

Type	#	Test Spec	Min Lot Qty	SS / Lot	Test Name	Condition	Duration	Qual Device: LP2951-50QDRM3Q1	QBS Process Reference: BQ79600PWRQ1	QBS Package Reference: OPA2991QDRQ1	QBS Process, Product Reference: LP2951-50QDRQ1M3
Test Group A - Accelerated Environment Stress Tests											
PC	A1	JEDEC J-STD-020 JESD22-A113	3	77	Preconditioning	MSL1 260C	-	1/PASS	-	3/PASS	-
HAST	A2	JEDEC JESD22-A110	3	77	Biased HAST	130C/85%RH	96 Hours	1/77/0	-	3/231/0	-
AC/UHAST	A3	JEDEC JESD22-A102/JEDEC JESD22-A118	3	77	Unbiased HAST	130C/85%RH	96 Hours	1/77/0	-	3/231/0	-

TC	A4	JEDEC JESD22-A104 and Appendix 3	3	77	Temperature Cycle	-65C/150C	500 Cycles	1/77/0	-	3/231/0	-
TC-BP	A4	MIL-STD883 Method 2011	1	5	Post Temp Cycle Bond Pull	-	-	1/5/0	-	1/5/0	-
HTSL	A6	JEDEC JESD22-A103	1	45	High Temperature Storage Life	150C	1000 Hours	1/77/0	-	3/135/0	-
Test Group B - Accelerated Lifetime Simulation Tests											
HTOL	B1	JEDEC JESD22-A108	3	77	Life Test	125C	1000 Hours	-	3/231/0	-	1/77/0
ELFR	B2	AEC Q100-008	3	800	Early Life Failure Rate	125C	48 Hours	-	3/2400/0	-	-
EDR	B3	AEC Q100-005	1	77	NVM Endurance, Data Retention, and Op Life	Per QSS-009-018	1 Step	-	3/231/0	-	1/77/0
Test Group C - Package Assembly Integrity Tests											
WBS	C1	AEC Q100-001	1	30	Wire Bond Shear	Minimum of 5 devices, 30 wires Cpk>1.67	Wires	1/30/0	-	3/90/0	1/30/0
WBP	C2	MIL-STD883 Method 2011	1	30	Wire Bond Pull	Minimum of 5 devices, 30 wires Cpk>1.67	Wires	1/30/0	-	3/90/0	1/30/0
SD	C3	JEDEC J-STD-002	1	15	PB-Free Solderability	>95% Lead Coverage	-	1/15/0	-	-	-
PD	C4	JEDEC JESD22-B100 and B108	3	10	Physical Dimensions	Cpk>1.67	-	1/10/0	-	3/30/0	1/10/0
Test Group D - Die Fabrication Reliability Tests											
EM	D1	JESD61	-	-	Electromigration	-	-	Completed Per Process Technology Requirements	Completed Per Process Technology Requirements	Completed Per Process Technology Requirements	Completed Per Process Technology Requirements
TDDB	D2	JESD35	-	-	Time Dependent Dielectric Breakdown	-	-	Completed Per Process Technology Requirements	Completed Per Process Technology Requirements	Completed Per Process Technology Requirements	Completed Per Process Technology Requirements
HCI	D3	JESD60 & 28	-	-	Hot Carrier Injection	-	-	Completed Per Process Technology Requirements	Completed Per Process Technology Requirements	Completed Per Process Technology Requirements	Completed Per Process Technology Requirements
BTI	D4	-	-	-	Bias Temperature Instability	-	-	Completed Per Process Technology Requirements	Completed Per Process Technology Requirements	Completed Per Process Technology Requirements	Completed Per Process Technology Requirements
SM	D5	-	-	-	Stress Migration	-	-	Completed Per Process Technology Requirements	Completed Per Process Technology Requirements	Completed Per Process Technology Requirements	Completed Per Process Technology Requirements
Test Group E - Electrical Verification Tests											
ESD	E2	AEC Q100-002	1	3	ESD HBM	-	2000 Volts	-	-	-	1/3/0
ESD	E3	AEC Q100-011	1	3	ESD CDM	-	500 Volts	1/3/0	-	-	1/3/0
LU	E4	AEC Q100-004	1	3	Latch-Up	Per AEC Q100-004	-	1/3/0	-	-	1/3/0
ED	E5	AEC Q100-009	3	30	Electrical Distributions	Cpk>1.67 Room, hot, and cold	-	1/15/0	-	-	3/90/0

Preconditioning was performed for Autoclave, Unbiased HAST, THB/Biased HAST, Temperature Cycle, Thermal Shock, and HTSL, as applicable

The following are equivalent HTOL options based on an activation energy of 0.7eV : 125C/1k Hours, 140C/480 Hours, 150C/300 Hours, and 155C/240 Hours

The following are equivalent HTSL options based on an activation energy of 0.7eV : 150C/1k Hours, and 170C/420 Hours

The following are equivalent Temp Cycle options per JESD47 : -55C/125C/700 Cycles and -65C/150C/500 Cycles

Ambient Operating Temperature by Automotive Grade Level:

Grade 0 (or E): -40C to +150C

Grade 1 (or Q): -40C to +125C

Grade 2 (or T): -40C to +105C

Grade 3 (or I) : -40C to +85C

E1 (TEST): Electrical test temperatures of Qual samples (High temperature according to Grade level):

Room/Hot/Cold : HTOL, ED

Room/Hot : THB / HAST, TC / PTC, HTSL, ELFR, ESD & LU

Room : AC/uHAST

Quality and Environmental data is available at TI's external Web site: <http://www.ti.com/>

TI Qualification ID: R-NPD-2308-036

Qualification Report

Automotive Qualification Summary

(As per AEC and JEDEC Guidelines)

Q006 SOIC at MLA
Approve Date 18-MAY -2026

Product Attributes

Attributes	Qual Device: <u>LP2951-50QDRM3Q1</u>	QBS Package Reference: <u>OPA2991QDRQ1</u>
Automotive Grade Level	Grade 1	Grade 1
Operating Temp Range (C)	-40 to 125	-40 to 125
Product Function	Power Management	Signal Chain
Wafer Fab Supplier	RFAB	RFAB
Assembly Site	MLA	MLA
Package Group	SOIC	SOIC
Package Designator	D	D
Pin Count	8	8

Qualification Results

Data Displayed as: Number of lots / Total sample size / Total failed

Type	#	Test Spec	Min Lot Qty	SS / Lot	Test Name	Condition	Duration	Qual Device: <u>LP2951-50QDRM3Q1</u>	QBS Reference: <u>OPA2991QDRQ1</u>
Test Group A - Accelerated Environment Stress Tests									
PC	A1	JEDEC J-STD-020 JESD22-A113	3	77	Preconditioning	MSL1 260C	-	-	3/924/0
PC	A1.1	-	3	22	SAM Precon Pre	Review for delamination	-	-	3/66/0
PC	A1.2	-	3	22	SAM Precon Post	Review for delamination	-	-	3/66/0
HAST	A2.1	JEDEC JESD22-A110	3	77	Biased HAST	130C/85%RH	96 Hours	-	3/231/0
HAST	A2.1.2	-	3	1	Cross Section, post bHAST, 1X	Post stress cross section	Completed	-	3/3/0
HAST	A2.1.3	-	3	3	Wire Bond Shear, post bHAST, 1X	Post stress	-	-	3/9/0
HAST	A2.1.4	-	3	3	Bond Pull over Stitch, post bHAST, 1X	Post stress	-	-	3/9/0
HAST	A2.1.5	-	3	3	Bond Pull over Ball, post bHAST, 1X	Post stress	-	-	3/9/0
HAST	A2.2	JEDEC JESD22-A110	3	70	Biased HAST	130C/85%RH	192 Hours	-	3/210/0

HAST	A2.2.1	-	3	22	SAM Analysis, post bHAST, 2X	Review for delamination	Completed	-	3/66/0
HAST	A2.2.2	-	3	1	Cross Section, post bHAST, 2X	Post stress cross section	Completed	-	3/3/0
HAST	A2.2.3	-	3	3	Wire Bond Shear, post bHAST, 2X	Post stress	-	-	3/9/0
HAST	A2.2.4	-	3	3	Bond Pull over Stitch, post bHAST, 2X	Post stress	-	-	3/9/0
HAST	A2.2.5	-	3	3	Bond Pull over Ball, post bHAST, 2X	Post stress	-	-	3/9/0
TC	A4.1.1	-	3	22	SAM Analysis, post TC, 1X	Review for delamination	Completed	-	3/66/0
TC	A4.1.2	-	3	1	Cross Section, post TC, 1X	Post stress cross section	Completed	-	3/3/0
TC	A4.1.3	-	3	3	Wire Bond Shear, post TC, 1X	Post stress	-	-	3/9/0
TC	A4.1.4	-	3	3	Bond Pull over Stitch, post TC, 1X	Post stress	-	-	3/9/0
TC	A4.1.5	-	3	3	Bond Pull over Ball, post TC, 1X	Post stress	-	-	3/9/0
TC	A4.2	JEDEC JESD22-A104 and Appendix 3	3	70	Temperature Cycle	-65C/150C	1000 Cycles	-	3/210/0
TC	A4.2.1	-	3	22	SAM Analysis, post TC, 2X	Review for delamination	Completed	-	3/66/0
TC	A4.2.2	-	3	1	Cross Section, post TC, 2X	Post stress cross section	Completed	-	3/3/0
TC	A4.2.3	-	3	3	Wire Bond Shear, post TC, 2X	Post stress	-	-	3/9/0
TC	A4.2.4	-	3	3	Bond Pull over Stitch, post TC, 2X	Post stress	-	-	3/9/0
TC	A4.2.5	-	3	3	Bond Pull over Ball, post TC, 2X	Post stress	-	-	3/9/0
HTSL	A6.1	JEDEC JESD22-A103	3	45	High Temperature Storage Life	150C	1000 Hours	-	3/135/0
HTSL	A6.1.1	-	3	1	Cross Section, post HTSL, 1X	Post stress cross section	Completed	-	3/3/0
HTSL	A6.2	JEDEC JESD22-A103	3	44	High Temperature Storage Life	150C	2000 Hours	-	3/132/0
HTSL	A6.2.1	-	3	1	Cross Section, post HTSL, 2X	Post stress cross section	Completed	-	3/3/0
Test Group C - Package Assembly Integrity Tests									
WBS	C1	AEC Q100-001	1	30	Wire Bond Shear	Minimum of 5 devices, 30 wires Cpk>1.67	Wires	1/30/0	3/90/0
WBP	C2	MIL-STD883 Method 2011	1	30	Wire Bond Pull	Minimum of 5 devices, 30 wires Cpk>1.67	Wires	1/30/0	3/90/0

QBS: Qual By Similarity, also known as Generic Data

Qual Device LP2951-50QDRM3Q1 is qualified at MSL1 260C

Preconditioning was performed for Autoclave, Unbiased HAST, THB/Biased HAST, Temperature Cycle, Thermal Shock, and HTSL, as applicable

The following are equivalent HTOL options based on an activation energy of 0.7eV : 125C/1k Hours, 140C/480 Hours, 150C/300 Hours, and 155C/240 Hours

The following are equivalent HTSL options based on an activation energy of 0.7eV : 150C/1k Hours, and 170C/420 Hours

The following are equivalent Temp Cycle options per JESD47 : -55C/125C/700 Cycles and -65C/150C/500 Cycles

Ambient Operating Temperature by Automotive Grade Level:

Grade 0 (or E): -40C to +150C

Grade 1 (or Q): -40C to +125C

Grade 2 (or T): -40C to +105C

Grade 3 (or I) : -40C to +85C

E1 (TEST): Electrical test temperatures of Qual samples (High temperature according to Grade level):

Room/Hot/Cold : HTOL, ED

Room/Hot : THB / HAST, TC / PTC, HTSL, ELFR, ESD & LU

Room : AC/uHAST

Quality and Environmental data is available at TI's external Web site: <http://www.ti.com/>

TI Qualification ID: R-NPD-2308-036

ZVEI ID: SEM-PA-18, SEM-TF-01

In performing change qualifications, Texas Instruments follows integrated circuit industry standards in performing defect mechanism analysis and failure mechanism-based accelerated environmental testing to ensure wafer fab process, assembly process and product quality and reliability. As encouraged by these standards, TI uses both product-specific and generic (family) data in qualifying its changes. For devices to be categorized as a 'product qualification family' for generic data purposes, they must share similar product, wafer fab process and assembly process elements. The applicability of generic data (also known at TI as Qualification by Similarity (QBS)) is determined by the Reliability Engineering function following these industry standards. Generic data is shown in the qualification report in columns titled "QBS Process" (for wafer fab process), "QBS Package" (for assembly process) and "QBS Product" (for product family).

For questions regarding this notice, e-mails can be sent to Change Management team or your local Field Sales Representative

IMPORTANT NOTICE AND DISCLAIMER

TI PROVIDES TECHNICAL AND RELIABILITY DATA (INCLUDING DATASHEETS), DESIGN RESOURCES (INCLUDING REFERENCE DESIGNS), APPLICATION OR OTHER DESIGN ADVICE, WEB TOOLS, SAFETY INFORMATION, AND OTHER RESOURCES "AS IS" AND WITH ALL FAULTS, AND DISCLAIMS ALL WARRANTIES, EXPRESS AND IMPLIED, INCLUDING WITHOUT LIMITATION ANY IMPLIED WARRANTIES OF MERCHANTABILITY, FITNESS FOR A PARTICULAR PURPOSE OR NON-INFRINGEMENT OF THIRD PARTY INTELLECTUAL PROPERTY RIGHTS.

These resources are intended for skilled developers designing with TI products. You are solely responsible for (1) selecting the appropriate TI products for your application, (2) designing, validating and testing your application, and (3) ensuring your application meets applicable standards, and any other safety, security, or other requirements. These resources are subject to change without notice. TI grants you permission to use these resources only for development of an application that uses the TI products described in the resource. Other reproduction and display of these resources is prohibited. No license is granted to any other TI intellectual property right or to any third party intellectual property right. TI disclaims responsibility for, and you will fully indemnify TI and its representatives against, any claims, damages, costs, losses, and liabilities arising out of your use of these resources.

TI's products are provided subject to TI's Terms of Sale (www.ti.com/legal/termsofsale.html) or other applicable terms available either on ti.com or provided in conjunction with such TI products. TI's provision of these resources does not expand or otherwise alter TI's applicable warranties or warranty disclaimers for TI products.