



12500 TI Boulevard, MS 8640, Dallas, Texas 75243

PCN# 20250604004.1

**Qualify TI CDAT as an additional Assembly site for select devices
Change Notification / Sample Request**

Date: June 04, 2025

To: MOUSER PCN

Dear Customer:

This is an announcement of a change to a device that is currently offered by Texas Instruments. The details of this change are on the following pages.

Texas Instruments requires acknowledgement of receipt of this notification within 60 days of the date of this notice. Lack of acknowledgement of this notice within 60 days constitutes acceptance and approval of this change. If samples or additional data are required, requests must be received within 60 days of this notification.

The changes discussed within this PCN will not take effect any earlier than the proposed first ship date on Page 3 of this notification, unless customer agreement has been reached on an earlier implementation of the change.

This notice does not change the end-of-life status of any product. Should product affected be on a previously issued product withdrawal/discontinuance notice, this notification does not extend the life of that product or change the life time buy offering/discontinuance plan.

For questions regarding this notice or to provide acknowledgement of this PCN, you may contact your local Field Sales Representative or the change management team.

For sample requests or sample related questions, contact your local Field Sales Representative.

TI values customer engagement and feedback related to TI changes. Customers should contact TI if there are questions or concerns regarding a change notification.

Sincerely,

Change Management Team
SC Business Services










20250604004.1
Change Notification / Sample Request
Attachments

Products Affected:

The devices listed on this page are a subset of the complete list of affected devices. According to our records, you have recently purchased these devices. The corresponding customer part number is also listed, if available.

DEVICE	CUSTOMER PART NUMBER
TPS25750DRJKR	NULL

Technical details of this Product Change follow on the next page(s).

PCN Number:		20250604004.1		PCN Date:		June 04, 2025										
Title:		Qualify TI CDAT as an additional Assembly site for select devices														
Customer Contact:		Change Management team		Dept:		Quality Services										
Proposed 1st Ship Date:		September 02, 2025		Estimated Sample Availability:		August 03, 2025										
*Sample requests received after August 03, 2025 will not be supported.																
Change Type:																
<input checked="" type="checkbox"/>	Assembly Site	<input type="checkbox"/>	Design	<input type="checkbox"/>	Wafer Bump Material											
<input type="checkbox"/>	Assembly Process	<input type="checkbox"/>	Data Sheet	<input type="checkbox"/>	Wafer Bump Process											
<input checked="" type="checkbox"/>	Assembly Materials	<input type="checkbox"/>	Part number change	<input type="checkbox"/>	Wafer Fab Site											
<input type="checkbox"/>	Mechanical Specification	<input type="checkbox"/>	Test Site	<input type="checkbox"/>	Wafer Fab Material											
<input checked="" type="checkbox"/>	Packing/Shipping/Labeling	<input type="checkbox"/>	Test Process	<input type="checkbox"/>	Wafer Fab Process											
PCN Details																
Description of Change:																
Texas Instruments is pleased to announce the qualification of TI CDAT as an additional Assembly site for the list of devices shown below. Material differences between sites are as follows.																
<table><tr><td></td><td>CARZ</td><td>CDAT</td></tr><tr><td>Mold Compound</td><td>441141</td><td>4222198</td></tr><tr><td>Lead finish</td><td>NiPdAuAg</td><td>NiPdAu</td></tr></table>									CARZ	CDAT	Mold Compound	441141	4222198	Lead finish	NiPdAuAg	NiPdAu
	CARZ	CDAT														
Mold Compound	441141	4222198														
Lead finish	NiPdAuAg	NiPdAu														
Reason for Change:																
Continuity of supply.																
Anticipated impact on Form, Fit, Function, Quality or Reliability (positive / negative):																
None.																
Impact on Environmental Ratings:																
Checked boxes indicate the status of environmental ratings following implementation of this change. If below boxes are checked, there are no changes to the associated environmental ratings.																
RoHS		REACH		Green Status		IEC 62474										
<input checked="" type="checkbox"/> No Change		<input checked="" type="checkbox"/> No Change		<input checked="" type="checkbox"/> No Change		<input checked="" type="checkbox"/> No Change										
Changes to product identification resulting from this PCN:																
Assembly Site		Assembly Site Origin (22L)		Assembly Country Code (23L)		Assembly City										
CARZ		CSZ		CHN		Jiangsu										
CDAT		CDA		CHN		Chengdu										
Sample product shipping label (not actual product label)																
<table><tr><td> TEXAS INSTRUMENTS MADE IN: Malaysia 2DC: 20: MSL '2 /260C/1 YEAR MSL 1 /235C/UNLIM OPT: ITEM: LBL: 5A (L)T0:1750</td><td></td><td></td><td>(1P) SN74LS07NSR (Q) 2000 (D) 0336 (31T) LOT: 3959047MLA (4W) TKY (1T) 7523483SI2 (P) (2P) REV: (V) 0033317 (20L) CS0: SHE (21L) CCO:USA (22L) AS0: MLA (23L) ACO: MYS</td></tr></table>								 TEXAS INSTRUMENTS MADE IN: Malaysia 2DC: 20: MSL '2 /260C/1 YEAR MSL 1 /235C/UNLIM OPT: ITEM: LBL: 5A (L)T0:1750			(1P) SN74LS07NSR (Q) 2000 (D) 0336 (31T) LOT: 3959047MLA (4W) TKY (1T) 7523483SI2 (P) (2P) REV: (V) 0033317 (20L) CS0: SHE (21L) CCO:USA (22L) AS0: MLA (23L) ACO: MYS					
 TEXAS INSTRUMENTS MADE IN: Malaysia 2DC: 20: MSL '2 /260C/1 YEAR MSL 1 /235C/UNLIM OPT: ITEM: LBL: 5A (L)T0:1750			(1P) SN74LS07NSR (Q) 2000 (D) 0336 (31T) LOT: 3959047MLA (4W) TKY (1T) 7523483SI2 (P) (2P) REV: (V) 0033317 (20L) CS0: SHE (21L) CCO:USA (22L) AS0: MLA (23L) ACO: MYS													
Product Affected:																

SN2009014RJKR	SN2009015RJKR.B	SN2009018RJKR	SN2009019RJKR.B
SN2009014RJKR.A	SN2009016RJKR	SN2009018RJKR.A	TPS25750DRJKR
SN2009014RJKR.B	SN2009017RJKR	SN2009018RJKR.B	TPS25750DRJKR.A
SN2009015RJKR	SN2009017RJKR.A	SN2009019RJKR	TPS25750DRJKR.B
SN2009015RJKR.A	SN2009017RJKR.B	SN2009019RJKR.A	

Qualification Report

Approve Date 27-MAY-2025

Qualification Results

Data Displayed as: Number of lots / Total sample size / Total failed

Type	#	Test Name	Condition	Duration	Qual Device: TPS65992DBGREFR	Qual Device: TPS65992SA0CRSMR	QBS Reference: PTPS65992SA0CRSMR	QBS Reference: PTPS65992SA0CRSMR	QBS Reference: PTPS65992DA0CRJKR	QBS Reference: PTPS65992DA0CRJKR	QBS Reference: PTPS65992DA0CRJKR	QBS Reference: PTPS65992DA0CRJKR
HAST	A2	Biased HAST	110C/85%RH	264 Hours	-	-	1/77/0	-	1/77/0	2/154/0	-	-
UHAST	A3	Autoclave	121C/15psig	96 Hours	-	-	1/77/0	-	1/77/0	2/154/0	-	-
TC	A4	Temperature Cycle	-65C/150C	500 Cycles	-	-	1/77/0	-	1/77/0	2/154/0	1/77/0	1/77/0
HTSL	A6	High Temperature Storage Life	170C	420 Hours	-	-	1/77/0	-	1/77/0	-	-	-
HTOL	B1	Life Test	125C	1000 Hours	-	-	2/154/0	1/77/0	-	-	1/77/0	-
ELFR	B2	Early Life Failure Rate	125C	48 Hours	-	-	2/1600/0	1/800/0	-	-	-	-
SD	C3	PB Solderability	Precondition w.155C Dry Bake (4 hrs +/- 15 minutes); PB Solder;	-	-	-	-	-	-	2/44/0	-	-
SD	C3	PB-Free Solderability	Precondition w.155C Dry Bake (4 hrs +/- 15 minutes); PB-Free Solder;	-	-	-	-	-	-	2/44/0	-	-
ESD	E2	ESD CDM	-	1000 Volts	-	-	-	-	-	-	1/3/0	-
ESD	E2	ESD CDM	-	1500 Volts	-	-	-	1/3/0	-	1/3/0	-	1/3/0
ESD	E2	ESD HBM	-	1500 Volts	-	-	-	1/3/0	-	-	-	-
ESD	E2	ESD HBM	-	2500 Volts	-	-	-	-	-	-	1/3/0	-
ESD	E2	ESD HBM	-	4000 Volts	-	-	-	-	-	1/3/0	-	1/3/0
LU	E4	Latch-Up	Per JESD78	-	-	-	-	1/3/0	-	1/6/0	1/6/0	1/3/0
CHAR	E5	Electrical Characterization	Per Datasheet Parameters	-	-	-	-	-	-	-	1/30/0	1/30/0
FTY	E6	Final Test Yield	-	-	1/1/0	1/1/0	-	-	-	-	-	1/1/0

Preconditioning was performed for Autoclave, Unbiased HAST, THB/Biased HAST, Temperature Cycle, Thermal Shock, and HTSL, as applicable

The following are equivalent HTOL options based on an activation energy of 0.7eV : 125C/1k Hours, 140C/480 Hours, 150C/300 Hours, and 155C/240 Hours

The following are equivalent HTSL options based on an activation energy of 0.7eV : 150C/1k Hours, and 170C/420 Hours

The following are equivalent Temp Cycle options per JESD47 : -55C/125C/700 Cycles and -65C/150C/500 Cycles

Quality and Environmental data is available at TI's external Web site: <http://www.ti.com/>

Green/Pb-free Status:

Qualified Pb-Free(SMT) and Green

TI Qualification ID: R-NPD-2202-149

In performing change qualifications, Texas Instruments follows integrated circuit industry standards in performing defect mechanism analysis and failure mechanism-based accelerated environmental testing to ensure wafer fab process, assembly process and product quality and reliability. As encouraged by these standards, TI uses both product-specific and generic (family) data in qualifying its changes. For devices to be categorized as a 'product qualification family' for generic data purposes, they must share similar product, wafer fab process and assembly process elements. The applicability of generic data (also known at TI as Qualification

by Similarity (QBS)) is determined by the Reliability Engineering function following these industry standards. Generic data is shown in the qualification report in columns titled "QBS Process" (for wafer fab process), "QBS Package" (for assembly process) and "QBS Product" (for product family).

For questions regarding this notice, e-mails can be sent to the Change Management team or your local Field Sales Representative.

IMPORTANT NOTICE AND DISCLAIMER

TI PROVIDES TECHNICAL AND RELIABILITY DATA (INCLUDING DATASHEETS), DESIGN RESOURCES (INCLUDING REFERENCE DESIGNS), APPLICATION OR OTHER DESIGN ADVICE, WEB TOOLS, SAFETY INFORMATION, AND OTHER RESOURCES "AS IS" AND WITH ALL FAULTS, AND DISCLAIMS ALL WARRANTIES, EXPRESS AND IMPLIED, INCLUDING WITHOUT LIMITATION ANY IMPLIED WARRANTIES OF MERCHANTABILITY, FITNESS FOR A PARTICULAR PURPOSE OR NON-INFRINGEMENT OF THIRD PARTY INTELLECTUAL PROPERTY RIGHTS.

These resources are intended for skilled developers designing with TI products. You are solely responsible for (1) selecting the appropriate TI products for your application, (2) designing, validating and testing your application, and (3) ensuring your application meets applicable standards, and any other safety, security, or other requirements. These resources are subject to change without notice. TI grants you permission to use these resources only for development of an application that uses the TI products described in the resource. Other reproduction and display of these resources is prohibited. No license is granted to any other TI intellectual property right or to any third party intellectual property right. TI disclaims responsibility for, and you will fully indemnify TI and its representatives against, any claims, damages, costs, losses, and liabilities arising out of your use of these resources.

TI's products are provided subject to TI's Terms of Sale (www.ti.com/legal/termsofsale.html) or other applicable terms available either on ti.com or provided in conjunction with such TI products. TI's provision of these resources does not expand or otherwise alter TI's applicable warranties or warranty disclaimers for TI products.