


PRODUCT / PROCESS CHANGE NOTIFICATION

1. PCN basic data

1.1 Company	 STMicroelectronics International N.V
1.2 PCN No.	MDG/23/13956
1.3 Title of PCN	ST MUAR - Capacity increase for LQFP 48 7x7 products listed below (addendum to PCN 9484)
1.4 Product Category	LQFP 48 7x7 package products
1.5 Issue date	2023-03-26

2. PCN Team

2.1 Contact supplier	
2.1.1 Name	ROBERTSON HEATHER
2.1.2 Phone	+1 8475853058
2.1.3 Email	heather.robertson@st.com
2.2 Change responsibility	
2.2.1 Product Manager	Ricardo Antonio DE SA EARP
2.1.2 Marketing Manager	Veronique BARLATIER
2.1.3 Quality Manager	Pascal NARCHE

3. Change

3.1 Category	3.2 Type of change	3.3 Manufacturing Location
Transfer	Line transfer for a full process or process brick (process step, control plan, recipes) from one site to another site: Assembly site (SOP 2617)	ST MUAR (Malaysia)

4. Description of change

	Old	New
4.1 Description	Assembly plants : STATS ChipPAC Shanghai (China)	Additional assembly plant: ST Muar (Malaysia) LQFP 48 7x7 package for listed products.
4.2 Anticipated Impact on form,fit, function, quality, reliability or processability?	Form, Fit, Function: no change see details in Additional info document	

5. Reason / motivation for change

5.1 Motivation	ST General Purpose Microcontrollers (GPM) sub-group decided to add new products on already qualified LQFP 48 7x7 line in Muar (Malaysia) assembly site, to increase assembly capacity.
5.2 Customer Benefit	SERVICE IMPROVEMENT

6. Marking of parts / traceability of change

6.1 Description	Traceability ensured by ST internal tools
-----------------	---

7. Timing / schedule

7.1 Date of qualification results	2023-02-14
7.2 Intended start of delivery	2023-03-31
7.3 Qualification sample available?	Upon Request

8. Qualification / Validation

8.1 Description	13956 MDG-MCD RER1514- V2- PCN9484 PCN13956 LQFP7x7 Muar - reliability evaluation report.pdf		
8.2 Qualification report and qualification results	Available (see attachment)	Issue Date	2023-03-26

9. Attachments (additional documentations)

10. Affected parts		
10. 1 Current		10.2 New (if applicable)
10.1.1 Customer Part No	10.1.2 Supplier Part No	10.1.2 Supplier Part No
	STM32F030CCT6TR	
	STM32F091CBT6TR	
	STM32F091CBT7	
	STM32F091CBT7TR	
	STM32F301C6T7	
	STM32F302CBT6TR	
	STM32F302CCT6TR	
	STM32F302CCT7	
	STM32F303CBT7TR	
	STM32F334C6T6TR	

IMPORTANT NOTICE – PLEASE READ CAREFULLY

Subject to any contractual arrangement in force with you or to any industry standard implemented by us, STMicroelectronics NV and its subsidiaries ("ST") reserve the right to make changes, corrections, enhancements, modifications, and improvements to ST products and/or to this document at any time without notice. Purchasers should obtain the latest relevant information on ST products before placing orders. ST products are sold pursuant to ST's terms and conditions of sale in place at the time of order acknowledgement.

Purchasers are solely responsible for the choice, selection, and use of ST products and ST assumes no liability for application assistance or the design of Purchasers' products.

No license, express or implied, to any intellectual property right is granted by ST herein.

Resale of ST products with provisions different from the information set forth herein shall void any warranty granted by ST for such product.

ST and the ST logo are trademarks of ST. All other product or service names are the property of their respective owners.

Information in this document supersedes and replaces information previously supplied in any prior versions of this document.

© 2022 STMicroelectronics – All rights reserved

MMS- MCD RER1514

Reliability Report

Qualification Type : ASSEMBLY LINE QUALIFICATION, NEW BILL OF MATERIALS

LQFP 7x7 48L - ST Muar Qualification

Extended listed products

(PCN9484)

(PCN13956)

Product / Process & Package Information	Die 410	Die 427	Die 765
Commercial Product:	STM32F103CBT6	STM32L152CCT6	STM8S207C8T6
Product Line:	STM32F die 410	STM32L die 427	STM8S die 765
Product Description:	Micro 32Bits		Micro 8Bits
Finish Good Code:	ES32F103CBT6\$J8	ES32L152CCT6\$B6	ES8S207C8T6\$9C
Mask Set Revision:	X410XXXX	X427XXXV	X765XXXV
Silicon Process Technology:	0.18 M8 EMBEDDED FLASH	8X - CMOSF9S	2V - CMOSF9
Wafer Fabrication Location:	TSMC Fab 3 Taiwan	ST Rousset 8 France	ST Rousset 8 France
Electrical Wafer Sort Test Plant Location:	ST MICROELECTRONICS Ang Mo Kio EWS SINGAPORE		ARDENTEC Hsinchu EWS Taiwan
Package:	LQFP 48 7x7x1.4		
Assembly Plant location:	ST Muar (Malaysia)		
Final Test plant location:	ST Muar (Malaysia)		

Approval List rev 1

Function	Location	Name	Date
Division Q&R Responsible	ST Rousset	Gisèle SEUBE	May31st, 2016
Division Quality Manager	ST Rousset	Pascal NARCHE	May31st, 2016

Approval List rev 2

Function	Location	Name	Date
Subgroup Quality Manager	ST Rousset	Pascal NARCHE	March 13 th , 2023

Contents

1	RELIABILITY RESULTS OVERVIEW	3
1.1	Objectives	3
1.2	Context	3
1.3	Conclusion	4
2	RELIABILITY TEST VEHICLES Characteristics.....	5
2.1	Reliability Test vehicles description.....	5
2.2	Reliability Information.....	5
2.3	Front-End information	6
2.4	Back-End information.....	7
3	RELIABILITY RESULTS SUMMARY	8
3.1	Die oriented test.....	8
3.2	Package Oriented Test	8
4	APPLICABLE AND REFERENCE DOCUMENTS	10
5	GLOSSARY AND TESTS DESCRIPTION.....	10
6	REVISION HISTORY	10

1 RELIABILITY RESULTS OVERVIEW

1.1 Objectives

This report summarizes the reliability results for LQFP 48 7x7 package manufactured at ST Muar (Malaysia).

Test vehicles are described here below:

Product	Package
STM32F103CBT6	LQFP 48 7x7x1.4
STM32L152CCT6	LQFP 48 7x7x1.4
STM8S207C8T6	LQFP 48 7x7x1.4

1.2 Context

In order to increase assembly capacity, ST Microcontrollers Division has decided to add a High Density line in ST Muar (Malaysia) assembly site, for LQFP 48 7x7 products.

PCN9484 - Changes are described here below:

	Existing Bill Of Materials			Added Bill Of Materials
Assembly site	STATS ChipPAC Shanghai (China)	Amkor ATP (Philippines)	ST Muar (Malaysia)	ST Muar (Malaysia)
Wire	Gold 0.8mil	Gold 0.8mil	Gold 0.8mil	Silver 0.8mil
Leadframe	Copper Frame Spot Ag	Copper Frame Spot Ag	Pre Plated Frame	Pre Plated Frame
Leadfinishing (*1)	Pure Tin (e3)	Pure Tin (e3)	Rough Ni Pd AgAu (e4)	Rough Ni Pd AgAu (e4)
Resin	Sumitomo G700E	Sumitomo G631HQ	Sumitomo G700LS	Sumitomo G700LS
Glue	Ablestik 3230	Evertch AP4200	Hitachi EN4900	Hitachi EN4900

(*1) Lead color and surface finished change depending on leadfinishing

PCN13956 – Changes are described here below, for additional listed products (0.18µm TSMC) in PCN:

	Existing back-end site	Added back-end site
Assembly site	Stats ChipPAC JSCC Jiangyin (China)	ST Muar (Malaysia)
Wire	Gold 0.8mil	Silver 96.5% 0.8mil
Leadframe	Copper Frame Spot Ag	Pre Plated Frame
Leadfinishing (1)	Pure Tin (e3)	Rough Ni Pd AgAu (e4)
Resin (2)	Sumitomo G631SHQ	Sumitomo G700LS
Glue	Ablestik 3230	Hitachi EN4900
Marking composition	Without 2D	With 2D Marking

(1) Lead color and surface finish change depending on lead finishing

(2) Package darkness changes depending on molding compound

Changes are qualified using the standard STMicroelectronics Corporate Procedures for Quality and Reliability, in full compliancy with the JESD-47 international standard.

1.3 Conclusion

All reliability tests have been completed with positive results. Neither functional nor parametric rejects were detected at final electrical testing.

According to the positive reliability results, the qualification is granted for High Density assembly line in ST Muar (Malaysia) for CMOSF9S Rousset and CMOSF9 Rousset and TSMC0.18 (all diffusion plants TSMC are qualified by similarity with TSMC Fab3).

Refer to Section 3.0 for reliability test results.

2 RELIABILITY TEST VEHICLES Characteristics

2.1 Reliability Test vehicles description

Package line	Assembly Line	Package	Device (Partial RawLine Code)	Diffusion Process	Number of Lots
HD LQFP	LQFP7*7	48L	STM8S (5B*765)	F9GO1	1
			STM32F (5B*410)	TSMC 0.18μm	1
			STM32L (5B*427)	F9GO2S	1

2.2 Reliability Information

Lot ID	Lot 1	Lot 2	Lot 3
Die Name /cut:	410	427	765
Diffusion Lot Number:	93537129	VG536347	VG540309
Trace Code:	995510CH	995510CQ	995510CR
Assy lot number	995510CH01	995510CQ01	995510CR01
Raw Line Code Package:	J55B*410ESXX	U05B*427ESXV	J15B*765ESXV
Reliability Lab location :	ST Muar (Malaysia)		

2.3 Front-End information

Front-End	Lot 1 (410)		Lot 2 (427)		Lot 3 (765)	
Wafer Diameter:	8 inches					
Wafer Thickness:	375 +/-25 μm					
Die Size:	3.3908 X 3.328 mm		3.263 X 4.199 mm		3.010 X 2.458 mm	
Scribe Line size x/y:	80 x 80 μm					
Pad Die Size /Pad type:	59 x 123 μm		53 x 108 μm		65 x 108 μm	
Metal Layers Number /Materials /Thickness:	Metal 1 Tin/AlCu/Tin 0.450 μm Metal 2 Tin/AlCu/Tin 0.450 μm Metal 3 Tin/AlCu/Tin 0.450 μm Metal 4 Tin/AlCu/Tin 0.450 μm Metal 5 Tin/AlCu/Tin 0.875 μm		Metal 1 TaN/Ta/Cu 0.280 μm Metal 2 Ti/AlCu/TxTN 0.310 μm Metal 3 Ti/AlCu/TxTN 0.310 μm Metal 4 Ti/AlCu/TxTN 0.310 μm Metal 5 Ti/AlCu/TxTN 1.200 μm		Metal 1 TaN/Ta/Cu 0.280 μm Metal 2 TaN/Ta/Cu 0.350 μm Metal 3 TaN/Ta/Cu 0.350 μm Metal 4 Ti/AlCu/TxTN 0.900 μm	
Passivation Layers Thickness:	HDPox 10kA+SRO 1.5kA+PESIN 6kA		USG + NitUV (HFP USG+UV Nitride)			
Back Metal Finishing	RAW SILICON - BACK GRINDING					

2.4 Back-End information

Back-End	Lot 1 (410)	Lot 2 (427)	Lot 3 (765)
Assembly Plant Location/ Address:	ST MICROELECTRONICS TANJONG AGAS IND ESTATE PO BOX 28 84007 MUAR / JOHOR MALAYSIA		
Die Thickness after Back grinding:	NA	NA	NA
Die sawing method:	Step cut		
Die attach material:	Glue		
Type:	EN4900		
Supplier:	ST16		
Lead frame material:	Copper LF-HD LQFP 48L 7x7		Copper LF-HD LQFP 48L 7x7
L/F Finishing Type:	Rough μPPF (e4) Ni Pd AuAg		Rough μPPF (e4) Ni Pd AuAg
Die paddle size:	5 x 5		3.6 x 3.6
Supplier:	HDS		HDS
Wire bonding:	AG 96,5% WIRE		
Type	0.8MIL		
/Diameter:	MKE		
Supplier:			
Pitch:	80μm	70μm	80,36μm
POA:	0110596		
Molding Compound Supplier:	EME-G700LS		
	SUMITOMO		
Package Moisture Sensitivity Level (JEDEC J-STD020D):	2		

3 RELIABILITY RESULTS SUMMARY

3.1 Die oriented test

Die Related Tests						Results LQFP 7x7		
Description	Test/Method	Conditions	Sample Size	Criteria	Readout / Duration	410	427	765
<i>Electrostatic discharge – Charge Device Model</i>								
ESD CDM	ANSI/ESD STM5.3.1	500V 1KV	3 units	500V for dice 410/427 1KV for 765	NA	0/3	0/3	0/3

3.2 Package Oriented Test

	Package Related Tests					Results LQFP 7x7		
Description	Test/Method	Conditions	Sample Size	Criteria	Readout / Duration	410	427	765
Preconditioning: moisture sensitivity level 1								
PC	J-STD-020 JESD22-A113	MSL1 For MSL2 Qual	308 units	Electrical test: A0/R1 (Accepted 0 reject/ Rejected 1 reject)	NA	0/308		
High Temperature Storage Life								
HTSL	JESD 22-A103	150°C	77 units	Elect test A0/R1	1000h	0/77	0/77	0/77
Thermal Cycling after Preconditioning								
TC	JESD 22-A104	-65c/+150°C	77 units	Elect test A0/R1	100cy	0/77	0/77	0/77
					500cy	0/77	0/77	0/77
					1000cy	0/77	0/77	0/77
Wire Bond Shear after Thermal Cycling								
Wire Bond Shear	AEC Q100-001	Min bond shear 15g after TC	30 x 3	A0/R1	After TC 500cy TC 1000cy	0/30	0/30	0/30
Wire Bond Pull after Thermal Cycling								
Wire Bond Pull	Mil Std 883 Method 2011	Minimum pull strength after TC=3 grams after TC	30 x 3	A0/R1	After TC 500cy TC 1000cy	0/30	0/30	0/30

Autoclave after Preconditioning								
AC	JESD 22A102	121°C ,100% 2Atm RH	77 units	Elect test A0/R1	96h	0/77	0/77	0/77
Temperature Humidity Bias after Preconditioning								
THB	JESD 22A110	85°C/85%RH Bias	77 units	Elect test A0/R1	1000h	0/77	0/77	0/77
Construction Analysis								
CA	Construction Analysis including : -Wire bond shear -Wire bond pull -Solderability -Physical Dimension	JESD 22B102 JESDB100/B108	50		No major concern	No major concern		

4 APPLICABLE AND REFERENCE DOCUMENTS

ADCS/DMS 0061692 :	Reliability Tests And Criteria For Qualifications
SOP 2.6.2:	Process qualification and transfer management
SOP 2.6.7:	Product Maturity Level
SOP 2.6.9:	Package and process maturity management in Back End
SOP 2.6.11:	Program management from product qualification
SOP 2.6.19:	Process maturity level
ANSI-ESD STM5.3.1:	Electrostatic discharge (ESD) sensitivity testing charge device model (CDM)
JESD 22-A103	High Temperature Storage Life
J-STD-020D:	Moisture/reflow sensitivity classification for non-hermetic solid state surface mount devices
JESD22-A113:	Preconditioning of non-hermetic surface mount devices prior to reliability testing
JESD22-A102:	Autoclave test (pressure pot)
JESD22-A104:	Temperature cycling
JESD22-A110:	Temperature Humidity Bake
JESD 22B102:	Solderability test
JESD22B100/B108:	Physical dimension

5 GLOSSARY AND TESTS DESCRIPTION

PC	Preconditioning (solder simulation)
THB	Temperature Humidity Bias
TC	Temperature cycling
AC	Autoclave test (pressure pot)
HTSL	High temperature storage life
ADCS/DMS	ST Advanced Documentation Controlled system/ Documentation Management system
ESD CDM	Electrostatic discharge (charge device model)
CA	Construction Analysis

6 REVISION HISTORY

Version	Date	Author	Comment
1.0	May 31st, 2016	Olivier GIRAUD	Initial release for qualification
2.0	March 13th, 2023	Berengere ROUTIER-SCAPPUCCI	Added new PCN13956 for additional products

TERMS OF USE

BY ACCEPTING THIS REPORT, YOU AGREE TO THE FOLLOWING TERMS OF USE:

This Reliability Evaluation Report (the "Report") and all information contained herein is the property of STMicroelectronics ("ST") and is provided solely for the purpose of obtaining general information relating to an ST product. Accordingly, you hereby agree to make use of this Report solely for the purpose of obtaining general information relating to the ST product. You further acknowledge and agree that this Report may not be used in or in connection with any legal or administrative proceeding in any court, arbitration, agency, commission or other tribunal or in connection with any action, cause of action, litigation, claim, allegation, demand or dispute of any kind. You further acknowledge and agree that this Report shall not be construed as an admission, acknowledgement or evidence of any kind, including, without limitation, as to the liability, fault or responsibility whatsoever of ST or any of its affiliates, or as to the accuracy or validity of the information contained herein, or concerning any alleged product issue, failure, or defect. ST does not promise that this Report is accurate or error free and specifically disclaims all warranties, express or implied, as to the accuracy of the information contained herein. Accordingly, you agree that in no event will ST or its affiliates be liable to you for any direct, indirect, consequential, exemplary, incidental, punitive, or other damages, including lost profits, arising from or relating to your reliance upon or use of this Report. You further acknowledge and agree that the use of this Report in violation of these Terms of Use would cause immediate and irreparable harm to ST which could not adequately be remedied by damages. You therefore agree that injunctive relief is an appropriate remedy to enforce these Terms of Use.

Purchasers should obtain the latest relevant information on ST products before placing orders. ST products are sold pursuant to ST's terms and conditions of sale in place at the time of order acknowledgement, including, without limitation, the warranty provisions thereunder.

In that respect please note that ST products are not designed for use in some specific applications or environments described in above mentioned terms and conditions.

Purchasers are solely responsible for the choice, selection, and use of ST products and ST assumes no liability for application assistance or the design of Purchasers' products. Information furnished is believed to be accurate and reliable. However, ST assumes no responsibility for the consequences of use of such information nor for any infringement of patents or other rights of third parties which may result from its use. No license, express or implied, to any intellectual property right is granted by ST herein.

ST and ST logo are trademarks of ST. All other product or service names are the property of their respective owners. Information in this document supersedes and replaces information previously contained in any prior version of this document.

©2023 STMicroelectronics - All rights reserved



**PRODUCT/PROCESS
CHANGE NOTIFICATION
PCN13956– Additional information**

**ST MUAR (Malaysia) capacity increase for LQFP 48 7x7 package
on listed products (Addendum to PCN9484)**

MDG – General Purpose Microcontrollers (GPM) sub-group

What is the change?

	Existing back-end site	Added back-end site
Assembly site	Stats ChipPAC JSCC Jiangyin (China)	ST Muar (Malaysia)
Wire	Gold 0.8mil	Silver 96.5% 0.8mil
Leadframe	Copper Frame Spot Ag	Pre Plated Frame
Leadfinishing (1)	Pure Tin (e3)	Rough Ni Pd AgAu (e4)
Resin (2)	Sumitomo G631SHQ	Sumitomo G700LS
Glue	Ablestik 3230	Hitachi EN4900
Marking composition	Without 2D	With 2D Marking

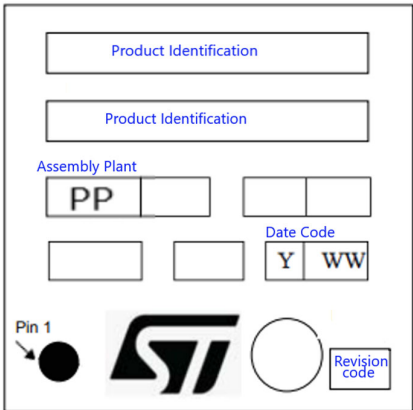
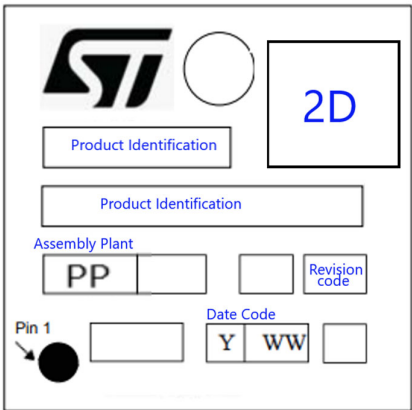
(1) Lead color and surface finish change depending on lead finishing

(2) Package darkness changes depending on molding compound.

Pin1 identifier can change in terms of form and positioning.
Marking position and size could be different upon assembly site, without any loss of information.

How can the change be seen?

Package top view Marking is:

	Existing Back-End Site	Added Back-End site
	Stats ChipPAC JSCC Jiangyin (China)	ST Muar (Malaysia)
LQFP 48		
PP code	GQ	99

PP code indicates assembly traceability plant code.

Please refer to product [DataSheet](#) or Technical Note **TN1433** for package marking details.



life.augmented

How to order samples?

For all samples request linked to this PCN, please:

- place a **Non-standard** sample order (choose Sample Non Std Type from pull down menu)
- insert the PCN number "**PCN13956**" into the NPO Electronic Sheet/**Regional Sheet**
- request sample(s) through Notice tool, indicating a single Commercial Product for each request

Partial Ship: 01 Price Pol: 05 Status: 01 Canc:

%: 0 Sample Type: Sample Non Std Type

Closing Type: Sample Std Type
Sample Non Std Type
Sample Non Std w Spl Tests

Lab Sheet:

SO | NPO Sample

Header

SO Nr: 8018502433 Customer: 99770200 01 ST-TOKYO SO Type: 30 Sample Order Cost Center: JT3129 SAMPLES /SALES J

PO Nr: Carrier Code: 0001 Price Policy: 05 Currency: 02 U.S. DOLLAR Req Name:

Notes: Status: 01 All items pending Issuing Date: 25-JUN-2018 Ord Val: 0.0000 Sample Req Date: 25-Jun-2018

Sch I Nr	PO I. Nr	Finished Good	Comm Qty	Open Qty	Plant Open Qty	Reqd Qty	Unit Price	RD	CD	EDD	St
1.1.10	000001	STM32F429NHH6	30	30	30	30	0.0000	25-Jun-18	01-Mar-59	01-Mar-59	01

Final Cust: PO Item: 000001 Comm Prod: STM32F429NHH6 Qty: 30 RD: 25-Jun-18 Unit Price: 0.0000 Final Cust: 0000367006 SANSHIN/NPC

Cust Part Nr: Finished Good: Partial Ship: 01 Price Pol: 05 Status: 01 Canc:

Notes: TAM K Pieces: 0 Our Share: 0 Sample Type: Sample Non Std Type

Project Name: Closing Date: Closing Type:

Regional Sheet: PCN 13956

Lab Sheet:

IMPORTANT NOTICE – PLEASE READ CAREFULLY

STMicroelectronics International NV and its affiliates (“ST”) reserve the right to make changes corrections, enhancements, modifications, and improvements to ST products and/or to this document any time without notice. This document is provided solely for the purpose of obtaining general information relating to an ST product. Accordingly, you hereby agree to make use of this document solely for the purpose of obtaining general information relating to the ST product. You further acknowledge and agree that this document may not be used in or in connection with any legal or administrative proceeding in any court, arbitration, agency, commission or other tribunal or in connection with any action, cause of action, litigation, claim, allegation, demand or dispute of any kind. You further acknowledge and agree that this document shall not be construed as an admission, acknowledgement or evidence of any kind, including, without limitation, as to the liability, fault or responsibility whatsoever of ST or any of its affiliates, or as to the accuracy or validity of the information contained herein, or concerning any alleged product issue, failure, or defect. ST does not promise that this document is accurate or error free and specifically disclaims all warranties, express or implied, as to the accuracy of the information contained herein. Accordingly, you agree that in no event will ST or its affiliates be liable to you for any direct, indirect, consequential, exemplary, incidental, punitive, or other damages, including lost profits, arising from or relating to your reliance upon or use of this document.

Purchasers should obtain the latest relevant information on ST products before placing orders. ST products are sold pursuant to ST’s terms and conditions of sale in place at the time of order acknowledgement, including, without limitation, the warranty provisions thereunder.

In that respect, please note that ST products are not designed for use in some specific applications or environments described in above mentioned terms and conditions.

Purchasers are solely responsible for the choice, selection, and use of ST products and ST assumes no liability for application assistance or the design of Purchasers’ products.

Information furnished is believed to be accurate and reliable. However, ST assumes no responsibility for the consequences of use of such information nor for any infringement of patents or other rights of third parties which may result from its use. No license, express or implied, to any intellectual property right is granted by ST herein. Resale of ST products with provisions different from the information set forth herein shall void any warranty granted by ST for such product.

ST and ST logo are trademarks of ST. All other product or service names are the property of their respective owners.

Information in this document supersedes and replaces information previously in any prior version of this document.



Public Products List

Public Products are off the shelf products. They are not dedicated to specific customers, they are available through ST Sales team, or Distributors, and visible on ST.com

PCN Title : ST MUAR - Capacity increase for LQFP 48 7x7 products listed below (addendum to PCN 9484)

PCN Reference : MDG/23/13956

Subject : Public Products List

Dear Customer,

Please find below the Standard Public Products List impacted by the change.

STM32F091CCT7TR	STM32F091CBT6TR	STM32F334C8T7TR
STM32F030CCT6TR	STM32F091CBT7	STM32F091CBT7TR
STM32F334C6T7TR	STM32F301C8T7TR	STM32F302CCT6TR
STM32F334C8T6TR	STM32F302CCT7	STM32F303CBT7TR
STM32F302CBT6TR	STM32F334C6T6TR	STM32F301C6T7
STM32F302C8T7TR	STM32F098CCT7	STM32F301C6T6TR

IMPORTANT NOTICE – PLEASE READ CAREFULLY

Subject to any contractual arrangement in force with you or to any industry standard implemented by us, STMicroelectronics NV and its subsidiaries ("ST") reserve the right to make changes, corrections, enhancements, modifications, and improvements to ST products and/or to this document at any time without notice. Purchasers should obtain the latest relevant information on ST products before placing orders. ST products are sold pursuant to ST's terms and conditions of sale in place at the time of order acknowledgement.

Purchasers are solely responsible for the choice, selection, and use of ST products and ST assumes no liability for application assistance or the design of Purchasers' products.

No license, express or implied, to any intellectual property right is granted by ST herein.

Resale of ST products with provisions different from the information set forth herein shall void any warranty granted by ST for such product.

ST and the ST logo are trademarks of ST. All other product or service names are the property of their respective owners.

Information in this document supersedes and replaces information previously supplied in any prior versions of this document.

© 2022 STMicroelectronics – All rights reserved