



PRODUCT/PROCESS CHANGE NOTIFICATION

PCN AMS-APD/12/7485

Dated 28 Sep 2012

**Sot23-5 halogen free material set in Nantong Fujitsu
(China) for sot23-5 Hirel & standard products**

Table 1. Change Implementation Schedule

Forecasted implementation date for change	21-Sep-2012
Forecasted availability date of samples for customer	21-Sep-2012
Forecasted date for STMicroelectronics change Qualification Plan results availability	21-Sep-2012
Estimated date of changed product first shipment	28-Dec-2012

Table 2. Change Identification

Product Identification (Product Family/Commercial Product)	See attached
Type of change	Package assembly material change
Reason for change	To improve service to ST Customers and increase capacity on SOT23-5 package
Description of the change	Progressing on the activities related to Sot23-5 manufacturing processes expansion, ST is glad to announce new material set for AMS products (Standard linear already produced in NFME or second source for products only produced in Carsem Malaysia) see product list attached) in Sot23-5. Logic products from AMS are already produced in Nantong Fujitsu with this new material set since 2011. Commercial products already produced in subcontractor Fujitsu are TS3911LT & TS3211LT. Others are currently produced in subcontractor Carsem. For samples availability, please enter a non-standard samples order in the system with in comment "PCN7485 qualification", then send the SO# to Angelique DUCHENE, she will manage to have it confirmed.
Change Product Identification	On outer box label, PP and TF code will change from 8Y to GF
Manufacturing Location(s)	

Table 3. List of Attachments

Customer Part numbers list	
Qualification Plan results	

----- ✂

Customer Acknowledgement of Receipt		PCN AMS-APD/12/7485	
Please sign and return to STMicroelectronics Sales Office		Dated 28 Sep 2012	
<input type="checkbox"/> Qualification Plan Denied	Name:		
<input type="checkbox"/> Qualification Plan Approved	Title:		
	Company:		
<input type="checkbox"/> Change Denied	Date:		
<input type="checkbox"/> Change Approved	Signature:		
Remark			
.....			
.....			
.....			
.....			
.....			
.....			
.....			
.....			

DOCUMENT APPROVAL

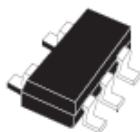
Name	Function
Camiolo, Jean	Marketing Manager
De marco, Alberto	Product Manager
Bugnard, Jean-Marc	Q.A. Manager

PRODUCT/PROCESS
CHANGE NOTIFICATION

PCN AMS-APD/12/7485

Analog, MEMS and Sensor Group

Sot23-5 halogen free material set in Nantong Fujitsu (China) for sot23-5 Hirel & standard products.



Sot23-5

WHAT:

Progressing on the activities related to Sot23-5 manufacturing processes expansion, ST is glad to announce new material set for AMS products (Standard linear already produced in NFME or second source for products only produced in Carsem Malaysia) see product list attached) in Sot23-5. Logic products from AMS are already produced in Nantong Fujitsu with this new material set since 2011.

Product already produced in NFME:

Material	Current process	Modified process
Assembly location	Nantong Fujitsu	Nantong Fujitsu
Die attach	Ablestik 8200T	Ablestik 8200T
Wire	Gold 1Mil	Gold 1Mil
Leadframe	Copper	Copper
Molding compound	MP8000CH4 NITTO	Sumitomo EMEG800
Leadfinishing	Sn	Sn

Products today produced only in Carsem (to propose a second source)

Material	Current process	Modified process
Assembly location	Carsem	Nantong Fujitsu
Die attach	QMI519	Ablestik 8200T
Wire	Gold 1Mil	Gold 1Mil
Leadframe	Copper	Copper
Molding compound	Hitachi CEL8240HF10LXC	Sumitomo EMEG800
Leadfinishing	NiPdAu	Sn

For the complete list of the part numbers affected by the change, please refer to the attached Products list.

WHY:

To improve service to ST Customers and increase capacity for the affected packages.

HOW:

The change that covers additional Hirel & Standard products, is already qualified through attached report.

Here below you'll find the details of qualification plan.

Qualification program and results:

The qualification program consists mainly of comparative electrical characterization and reliability tests. Please refer to Appendix 1 for all the details.

WHEN:

Production in Nantong Fujitsu for AMS is forecasted end of November 2012.

Marking and traceability:

Unless otherwise stated by customer specific requirement, the traceability of the parts assembled with the new material set will be ensured by marking on label as per below description:

Manufactured under patents or patents pending

STMicroelectronics

Assembled in: **COUNTRY**

PbFree: **Second level interconnect**

MSL: **X** **Bag sealed date: XX XXX XXXX**

PBT: **XXX°C** **Category: ECOPACK/Rohs**

TYPE **Commercial product**

Finished good

Total Qty: XXXX

Trace codes **PPYWWLLL WX TF**

PPYWWLLL WX TF

PPYWWLLL WX TF

Marking MARKING

Bulk Id Number

Bar code

Please provide the bulk Id for any inquiry

PP and TF code will
change from 9Y to GF

MSL: Moisture sensitivity level as per Jedec J-std-020C

PBT: Peak body temperature (maximum temperature for reflow soldering)

ECOPACK: present if leadfree component

TYPE: product name

Trace codes: PP: assembly plant code

Y: last digit of the year of assembly

WW: Week of assembly

LLL: lot number

WX: Diffusion plant code

TF : Test&finishing plant code

Bulk ID number: 1: Product level (T for tested product)

Y: last digit of the year

P: Plant code

WW: Week of labeling

LOT: Sequential number for lot

BOXX: Sequential number for box

The changes here reported will not affect the electrical, dimensional and thermal parameters keeping unchanged all information reported on the relevant datasheets.

There is as well no change in the packing process or in the standard delivery quantities.

Lack of acknowledgement of the PCN within 30 days will constitute acceptance of the change. After acknowledgement, lack of additional response within the 90 day period will constitute acceptance of the change (Jedec Standard No. 46-C).

In any case, first shipments may start earlier with customer's written agreement.

Reliability Report

*Halogen free material set in Nantong Fujitsu
(China) for Hirel & Standard products in Sot23-5*

General Information		Locations	
Product Line	VG08, 0391 RR3301 SINGLE 2-INPUT AND GATE, Single comparator, Ultra Low Drop Vreg@50mA 3.3 V 74V1G08STR	Wafer fab	ST Singapore
Product Description	TS391ILT, LD2980CM33TR AMS (Analog, Mem's and Sensor) APM (Analog Power and Mems) Analog division IPC	Assembly plant	Nantong Fujitsu (China)
P/N	SOT 23-5L HCMOS4T Bipolar BI20II	Reliability Lab	IMS-APM Catania Reliability Lab
Product Group			
Product division			
Package			
Silicon Process technology			

DOCUMENT INFORMATION

Version	Date	Pages	Approved by	Comment
1.0	30/11/2011	8	JM Bugnard	First issue
2.0	10/09/2012	8	JM Bugnard	To add bipolar test vehicle

Reference document

Version	Date	Ref	Approved by	Comment
1.1	23-Nov-2011	REL-8043-282.11/MSN-095	Giovanni Presti	Final report
1.1	09-Nov-2010	REL-8043-369.10/GCP.097	Giovanni Presti	Final Report

Note: This report is a summary of the reliability trials performed in good faith by STMicroelectronics in order to evaluate the potential reliability risks during the product life using a set of defined test methods.
This report does not imply for STMicroelectronics expressly or implicitly any contractual obligations other than as set forth in STMicroelectronics general terms and conditions of Sale. This report and its contents shall not be disclosed to a third party without previous written agreement from STMicroelectronics.

TABLE OF CONTENTS

1	APPLICABLE AND REFERENCE DOCUMENTS	7
2	GLOSSARY	7
3	RELIABILITY EVALUATION OVERVIEW	7
3.1	OBJECTIVES	7
3.2	CONCLUSION	7
4	DEVICE CHARACTERISTICS	8
4.1	DEVICE DESCRIPTION	8
4.2	CONSTRUCTION NOTE	8
5	TESTS RESULTS SUMMARY	9
5.1	TEST VEHICLE	9
5.2	TEST PLAN AND RESULTS SUMMARY	9
5.3	TESTS DESCRIPTION	10
6	ANNEXES:	11
6.1	DEVICE DETAILS	11
6.2	PACKAGE OUTLINES	12
6.3	MECHANICAL DATA	13

1 APPLICABLE AND REFERENCE DOCUMENTS

Document reference	Short description
JESD47	Stress-Test-Driven Qualification of Integrated Circuits

2 GLOSSARY

DUT	Device Under Test
PCB	Printed Circuit Board
SS	Sample Size

3 RELIABILITY EVALUATION OVERVIEW

3.1 Objectives

To qualify halogen free material set for Sot23-5 package assembled in Nantong Fujitsu for Hirel & Standard products.

3.2 Conclusion

Qualification Plan requirements have been fulfilled without exception. It is stressed that reliability tests have shown that the devices behave correctly against environmental tests (no failure). Moreover, the stability of electrical parameters during the accelerated tests demonstrates the ruggedness of the products and safe operation, which is consequently expected during their lifetime.

4 DEVICE CHARACTERISTICS

4.1 Device description

74V1G08STR: The 74V1G08 is an advanced high-speed CMOS SINGLE 2-INPUT AND GATE fabricated with sub-micron silicon gate and double-layer metal wiring C2MOS technology. The internal circuit is composed of 2 stages including buffer output, which provide high noise immunity and stable output. Power down protection is provided on all inputs and 0 to 7V can be accepted on inputs with no regard to the supply voltage. This device can be used to interface 5V to 3V.

LD2980CM33TR: The low drop-voltage and the ultra low quiescent current make them suitable for low noise, low power applications and in battery powered systems. The quiescent current in sleep mode is less than 1 μ A when the INHIBIT pin is pulled low. A shutdown logic control function is available on pin n°3 (TTL compatible). This means that when the device is used as local regulator, it is possible to put a part of the board in standby, decreasing the total power consumption.

The LD2980 is designed to work with low ESR ceramic capacitors. Typical applications are cellular phone, laptop computer, personal digital assistant (PDA), personal stereo, camcorder and camera.

TS3911LT: This device consists of a low-power voltage comparator designed specifically to operate from a single supply over a wide range of voltages. Operation from split power supplies is also possible. This comparator also has a unique characteristic in that the input common-mode voltage range includes ground, even though operated from a single power supply voltage.

4.2 Construction note

	74V1G08STR	TS3911LT	LD2980CM33TR
Wafer/Die fab. information			
Wafer fab manufacturing location	ST Singapore		
Technology	HCMOS4T	Bipolar	Bi20II
Process family	MOS	BIP111	CD Bi20II
Die finishing back side	LAPPED SILICON		
Die size	652 X 402 μ m	1070x770	1470, 990 μ m
Bond pad metallization layers	AlSiCu	AlSiCu	AlSi
Passivation type	PSG + NITRIDE	nitride	P-VAPOX/NITRIDE/POLYIMIDE
Wafer Testing (EWS) information			
Electrical testing location	ST Singapore		
Tester	QT 200	ASL 1K	N/A
Assembly information			
Assembly site	NFME		
Package description	Sot23-5		
Molding compound	EMEG600 Sumitomo		
Frame material	Copper		
Die attach process	Epoxy dispensing		
Die attach material	8200T ABLESTIK		
Die pad size	1.68*1.21mm		
Wire bonding process	Thermosonic Ball bonding		
Wires bonding materials/diameters	1.0mils Au wire		
Lead finishing process	plating		
	100% Sn		
Final testing information			
Testing location	NFME		
Tester	ASL1K	ASL 1K	STS8200



5 TESTS RESULTS SUMMARY

5.1 Test vehicle

Lot #	Source lot	Assy Lot	Process/ Package	Product Line	Comments
1	60439V5B	1TF31040101	HC MOS4/ Sot23-5	VG0801	
2	6148XJF	6F205031	Bipolar/Sot23-5	0391	
3	6010JKH	0TF20870101	Bi20II / Sot23-5	RR33	Other ST divisions results
4	6010JKH	0TF22060101	Bi20II / Sot23-5	RR33	Other ST divisions results

Detailed results in below chapter will refer to P/N and Lot #.

5.2 Test plan and results summary

Test	PC	Std ref.	Conditions	SS	Steps	Failure/SS				Note
						Lot 1	Lot 2	Lot 3	Lot 3	
Die Oriented Tests										
HTB	N	JESD22 A-108	Tj = 125°C, BIAS	154	168 H	0/77	2x0/78			
					500 H	0/77	2x0/78			
					1000 H	0/77	2x0/78			
HTSL	N	JESD22 A-103	Ta = 150°C	135	168 H	0/45	0/78		0/45	
					500 H	0/45	0/78		0/45	
					1000 H	0/45	0/78		0/45	
PC		JESD22 A-113	Drying 24 H @ 125°C Store 168 H @ Ta=85°C Rh=85% Over Reflow @ Tpeak=260°C 3 times	693	Final	PASS	PASS	Pass	PASS	
AC	Y	JESD22 A-102	Pa=2Atm / Ta=121°C	231	96 H	0/77		0/77	0/77	
TC	Y	JESD22 A-104	Ta = -85°C to 150°C	231	168 H	0/77		0/77	0/77	
					100 cy	0/77		0/77	0/77	
					200 cy	0/77		0/77	0/77	
THB	Y	JESD22 A-101	Ta = 85°C, RH = 85%, BIAS	231	168 H	0/77	0/78	0/77	0/77	
					500 H	0/77	0/78	0/77	0/77	
					1000 H	0/77	0/78	0/77	0/77	
ESD	N	AEC Q101-001, 002 and 005	CDM	3	1kV	PASS				

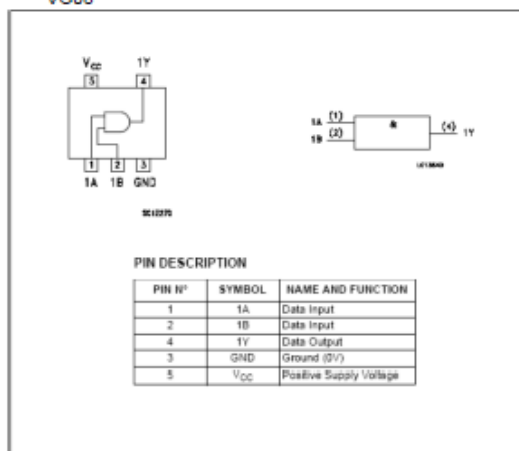
5.3 Tests Description

Test name	Description	Purpose
Die Oriented		
HTOL High Temperature Operating Life	The device is stressed in static or dynamic configuration, approaching the operative max. absolute ratings in terms of junction temperature and bias condition.	To determine the effects of bias conditions and temperature on solid state devices over time. It simulates the devices' operating condition in an accelerated way.
HTB High Temperature Bias		The typical failure modes are related to, silicon degradation, wire-bonds degradation, oxide faults.
HTSL High Temperature Storage Life	The device is stored in unbiased condition at the max. temperature allowed by the package materials, sometimes higher than the max. operative temperature.	To investigate the failure mechanisms activated by high temperature, typically wire-bonds solder joint ageing, data retention faults, metal stress-voiding.
Package Oriented		
PC Preconditioning	The device is submitted to a typical temperature profile used for surface mounting devices, after a controlled moisture absorption.	As stand-alone test: to investigate the moisture sensitivity level. As preconditioning before other reliability tests: to verify that the surface mounting stress does not impact on the subsequent reliability performance. The typical failure modes are "pop corn" effect and delamination.
AC Auto Clave (Pressure Pot)	The device is stored in saturated steam, at fixed and controlled conditions of pressure and temperature.	To investigate corrosion phenomena affecting die or package materials, related to chemical contamination and package hermeticity.
TC Temperature Cycling	The device is submitted to cycled temperature excursions, between a hot and a cold chamber in air atmosphere.	To investigate failure modes related to the thermo-mechanical stress induced by the different thermal expansion of the materials interacting in the die-package system. Typical failure modes are linked to metal displacement, dielectric cracking, molding compound delamination, wire-bonds failure, die-attach layer degradation.
THB Temperature Humidity Bias	The device is biased in static configuration minimizing its internal power dissipation, and stored at controlled conditions of ambient temperature and relative humidity.	To evaluate the package moisture resistance with electrical field applied, both electrolytic and galvanic corrosion are put in evidence.
Other		
ESD Electro Static Discharge	The device is submitted to a high voltage peak on all his pins simulating ESD stress according to different simulation models. CBM: Charged Device Model HBM: Human Body Model MM: Machine Model	To classify the device according to his susceptibility to damage or degradation by exposure to electrostatic discharge.

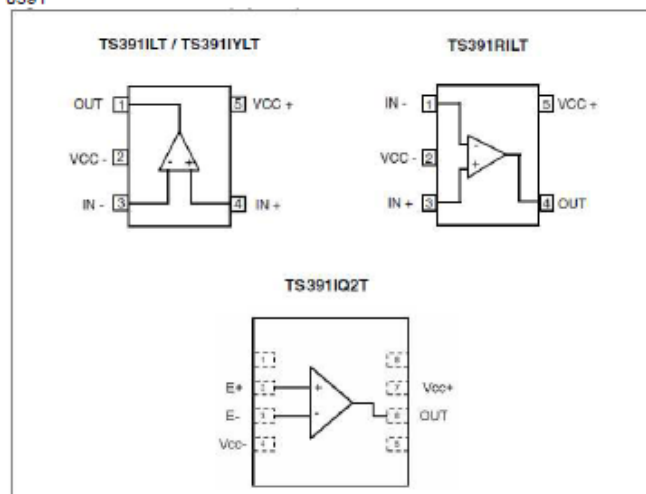
6 ANNEXES:

6.1 Device details

VG08



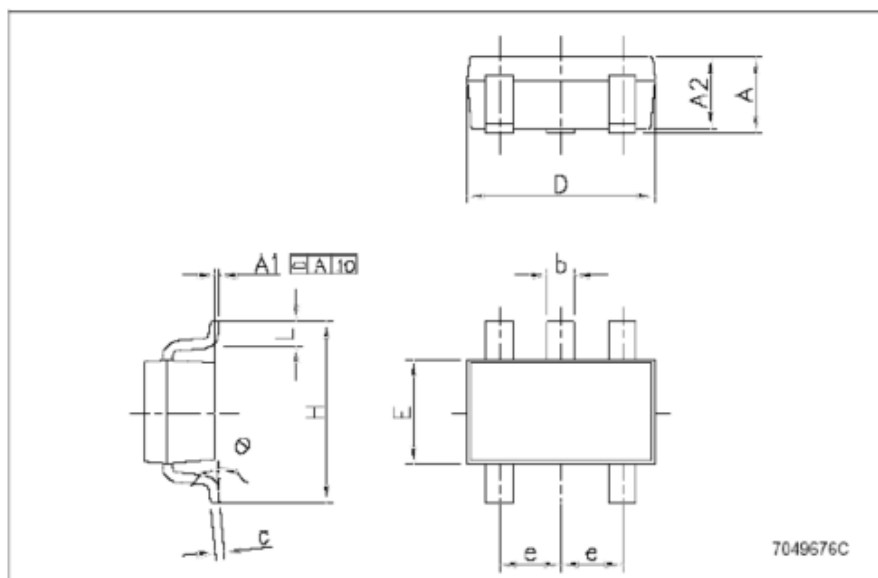
0391



6.2 Package outlines

SOT23-5L MECHANICAL DATA

DIM.	mm.			mils		
	MIN.	TYP.	MAX.	MIN.	TYP.	MAX.
A	0.90		1.45	35.4		57.1
A1	0.00		0.10	0.0		3.9
A2	0.90		1.30	35.4		51.2
b	0.35		0.50	13.7		19.7
C	0.09		0.20	3.5		7.8
D	2.80		3.00	110.2		118.1
E	1.50		1.75	59.0		68.8
e		0.95			37.4	
H	2.60		3.00	102.3		118.1
L	0.10		0.60	3.9		23.6



6.3 Mechanical data

P/N VG08									
Test	Parameter		Specification		Results				Note
	Symbol	Unit	LSL	USL	Min	Avg	Max	Cpk	
WBS	Ball shear	20	15g		26.13	29.6	36.12	1.71	
WBP	Pull Force	20	4g		9.45	10.9	13.16	2.18	

Please Read Carefully:

Information in this document is provided solely in connection with ST products. STMicroelectronics NV and its subsidiaries ("ST") reserve the right to make changes, corrections, modifications or improvements, to this document, and the products and services described herein at any time, without notice.

All ST products are sold pursuant to ST's terms and conditions of sale.

Purchasers are solely responsible for the choice, selection and use of the ST products and services described herein, and ST assumes no liability whatsoever relating to the choice, selection or use of the ST products and services described herein.

No license, express or implied, by estoppel or otherwise, to any intellectual property rights is granted under this document. If any part of this document refers to any third party products or services it shall not be deemed a license grant by ST for the use of such third party products or services, or any intellectual property contained therein or considered as a warranty covering the use in any manner whatsoever of such third party products or services or any intellectual property contained therein.

UNLESS OTHERWISE SET FORTH IN ST'S TERMS AND CONDITIONS OF SALE ST DISCLAIMS ANY EXPRESS OR IMPLIED WARRANTY WITH RESPECT TO THE USE AND/OR SALE OF ST PRODUCTS INCLUDING WITHOUT LIMITATION IMPLIED WARRANTIES OF MERCHANTABILITY, FITNESS FOR A PARTICULAR PURPOSE (AND THEIR EQUIVALENTS UNDER THE LAWS OF ANY JURISDICTION), OR INFRINGEMENT OF ANY PATENT, COPYRIGHT OR OTHER INTELLECTUAL PROPERTY RIGHT.

UNLESS EXPRESSLY APPROVED IN WRITING BY AN AUTHORIZED ST REPRESENTATIVE, ST PRODUCTS ARE NOT RECOMMENDED, AUTHORIZED OR WARRANTED FOR USE IN MILITARY, AIR CRAFT, SPACE, LIFE SAVING, OR LIFE SUSTAINING APPLICATIONS, NOR IN PRODUCTS OR SYSTEMS WHERE FAILURE OR MALFUNCTION MAY RESULT IN PERSONAL INJURY, DEATH, OR SEVERE PROPERTY OR ENVIRONMENTAL DAMAGE. ST PRODUCTS WHICH ARE NOT SPECIFIED AS "AUTOMOTIVE GRADE" MAY ONLY BE USED IN AUTOMOTIVE APPLICATIONS AT USER'S OWN RISK.

Resale of ST products with provisions different from the statements and/or technical features set forth in this document shall immediately void any warranty granted by ST for the ST product or service described herein and shall not create or extend in any manner whatsoever, any liability of ST.

ST and the ST logo are trademarks or registered trademarks of ST in various countries.

Information in this document supersedes and replaces all information previously supplied.

The ST logo is a registered trademark of STMicroelectronics. All other names are the property of their respective owners.

©2012 STMicroelectronics - All rights reserved.

STMicroelectronics group of companies

Australia - Belgium - Brazil - Canada - China - Czech Republic - Finland - France - Germany - Hong Kong - India - Israel - Italy - Japan - Malaysia - Malta - Morocco - Singapore - Spain - Sweden - Switzerland - United Kingdom - United States of America

www.st.com





Public Products List

PCN Title : Sot23-5 halogen free material set in Nantong Fujitsu (China) for sot23-5 Hirel & standard products

PCN Reference : AMS-APD/12/7485

PCN Created on : 27-SEP-2012

Subject : Public Products List

Dear Customer,

Please find below the Standard Public Products List impacted by the change:

ST COMMERCIAL PRODUCT

LMV321ILT

TS1851ILT

TS1871ILT

TS321ILT

TS391ILT

TS951ILT

TS971ILT

Please Read Carefully:

Information in this document is provided solely in connection with ST products. STMicroelectronics NV and its subsidiaries ("ST") reserve the right to make changes, corrections, modifications or improvements, to this document, and the products and services described herein at any time, without notice.

All ST products are sold pursuant to ST's terms and conditions of sale.

Purchasers are solely responsible for the choice, selection and use of the ST products and services described herein, and ST assumes no liability whatsoever relating to the choice, selection or use of the ST products and services described herein.

No license, express or implied, by estoppel or otherwise, to any intellectual property rights is granted under this document. If any part of this document refers to any third party products or services it shall not be deemed a license grant by ST for the use of such third party products or services, or any intellectual property contained therein or considered as a warranty covering the use in any manner whatsoever of such third party products or services or any intellectual property contained therein.

UNLESS OTHERWISE SET FORTH IN ST'S TERMS AND CONDITIONS OF SALE ST DISCLAIMS ANY EXPRESS OR IMPLIED WARRANTY WITH RESPECT TO THE USE AND/OR SALE OF ST PRODUCTS INCLUDING WITHOUT LIMITATION IMPLIED WARRANTIES OF MERCHANTABILITY, FITNESS FOR A PARTICULAR PURPOSE (AND THEIR EQUIVALENTS UNDER THE LAWS OF ANY JURISDICTION), OR INFRINGEMENT OF ANY PATENT, COPYRIGHT OR OTHER INTELLECTUAL PROPERTY RIGHT.

UNLESS EXPRESSLY APPROVED IN WRITING BY AN AUTHORIZED ST REPRESENTATIVE, ST PRODUCTS ARE NOT RECOMMENDED, AUTHORIZED OR WARRANTED FOR USE IN MILITARY, AIR CRAFT, SPACE, LIFE SAVING, OR LIFE SUSTAINING APPLICATIONS, NOR IN PRODUCTS OR SYSTEMS WHERE FAILURE OR MALFUNCTION MAY RESULT IN PERSONAL INJURY, DEATH, OR SEVERE PROPERTY OR ENVIRONMENTAL DAMAGE. ST PRODUCTS WHICH ARE NOT SPECIFIED AS "AUTOMOTIVE GRADE" MAY ONLY BE USED IN AUTOMOTIVE APPLICATIONS AT USER'S OWN RISK.

Resale of ST products with provisions different from the statements and/or technical features set forth in this document shall immediately void any warranty granted by ST for the ST product or service described herein and shall not create or extend in any manner whatsoever, any liability of ST.

ST and the ST logo are trademarks or registered trademarks of ST in various countries.

Information in this document supersedes and replaces all information previously supplied.

The ST logo is a registered trademark of STMicroelectronics. All other names are the property of their respective owners.

©2012 STMicroelectronics - All rights reserved.

STMicroelectronics group of companies

Australia - Belgium - Brazil - Canada - China - Czech Republic - Finland - France - Germany - Hong Kong - India - Israel - Italy - Japan - Malaysia - Malta - Morocco - Singapore - Spain - Sweden - Switzerland - United Kingdom - United States of America

www.st.com