

ECN/PCN No.: M1709

**For Manufacturer**






<b>Product Description:</b> RJ45 10/100/1000 Base-TX 1x4 Jack with Magnetic Module	<b>Abracon Part Number / Part Series:</b> ARJ14A Series	<input type="checkbox"/> Documentation only <input checked="" type="checkbox"/> ECN <input type="checkbox"/> EOL	<input checked="" type="checkbox"/> Series <input type="checkbox"/> Part Number(s)
<b>Affected Revision:</b> C	<b>New Revision:</b> D	<b>Application:</b>	<input type="checkbox"/> Safety <input checked="" type="checkbox"/> Non-Safety

**Prior to Change:**  
 Update housing details for ARJ14A-MA

**After Change:**  
 There is some variation in the mechanical Dimentions and Housing look and no change in the electrical characteristics

**Before Change:**

**After Change:**



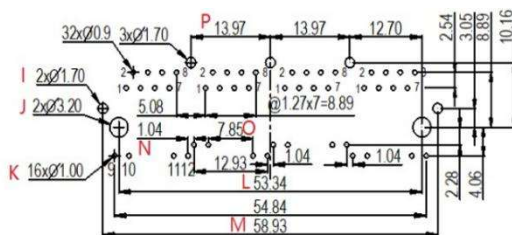
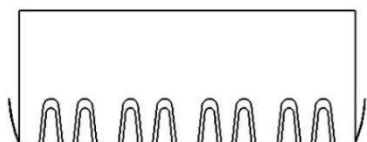
**Before Change:**



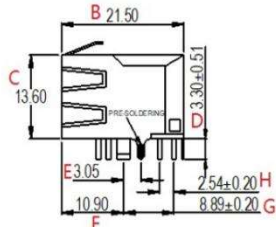
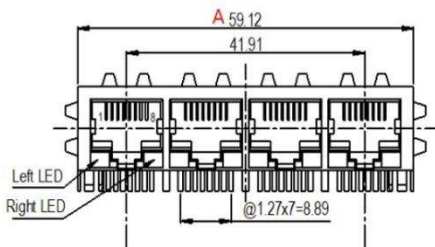
**After Change:**



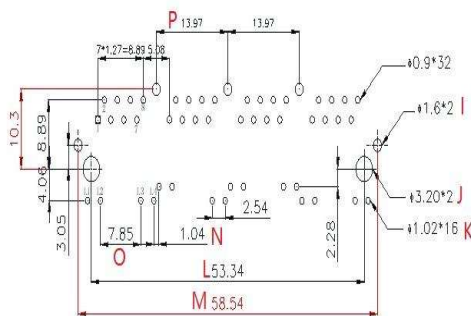
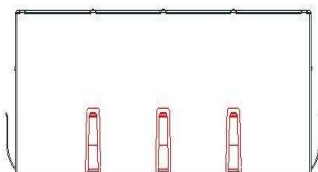
**Before Change:**



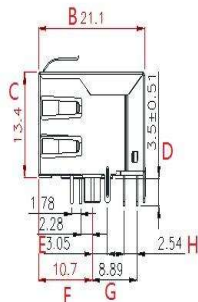
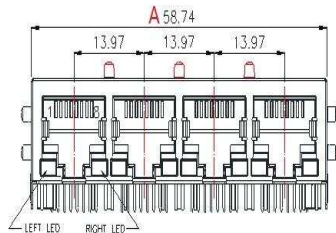
**PC Board Layout  
Component Side Shown**



**After Change:**



**SUGGESTED PCB PAD LAYOUT  
COMPONENT SIDE VIEW**



	Before Change	After Change
A	59.12	58.74
B	21.50	21.10
C	13.60	13.40
D	3.30	3.50
F	10.90	10.70
I	1.70	1.60
K	1.00	1.02
M	58.93	58.54

<b>Cause/Reason for Change:</b> New molding was added because the old molding was getting aged		
<b>Change Plan</b>		
<b>Effective Date:</b> 03/20/2026	<b>Additional Remarks:</b>	
<b>Change Declaration:</b> Change in the housing look and Mechanical Dimentions and no change in the electrical aspects		
<b>Issued Date:</b> 03/20/2026	<b>Issued By:</b> <i>Baji suryadevara</i>	<b>Issued Department:</b> Engineering
<b>Approval:</b> <i>Gerald Capwell</i> Director of Engineering (P & M)	<b>Approval:</b> <i>Reuben Quintanilla</i> Quality Director	<b>Approval:</b> <i>Ying Huang</i> Purchasing Director
<b>For Abracon EOL only</b>		
<b>Last Time Buy (if applicable):</b>		<b>Alternate Part Number / Part Series:</b>
<b>Additional Approval:</b>	<b>Additional Approval:</b>	<b>Additional Approval:</b>
<b>Customer Approval (If Applicable)</b>		
<b>Qualification Status:</b> <input type="checkbox"/> Approved <input type="checkbox"/> Not accepted <i>Note: It is considered approved if there is no feedback from the customer 1 month after ECN/PCN is released.</i>		
<b>Customer Part Number:</b>		<b>Customer Project:</b>
<b>Company Name:</b>	<b>Company Representative:</b>	<b>Representative Signature:</b>
<b>Customer Remarks:</b>		