

Motion Sensing and Control Products



Selection Guide

| | |
|----|-------------------------------------|
| 2 | Introduction |
| 5 | Product Overview |
| | Incremental Optical Encoders |
| 8 | • Transmissive Module |
| 22 | • Transmissive Housed |
| 27 | • Reflective Module |
| 32 | • Reflective Housed |
| | Absolute Optical Encoders |
| 36 | • Single-Turn Module |
| 39 | • Multi-Turn Module |
| | Integrated Circuits |
| 40 | • Decoder |
| | Codewheels |
| 44 | • Transmissive |
| 44 | • Reflective |
| 51 | Applications Reference |
| 55 | Definition of Key Terms |
| 61 | Quick Guide |

Your Imagination, Our Innovation

Sense • Illuminate • Connect™

Performance in Motion

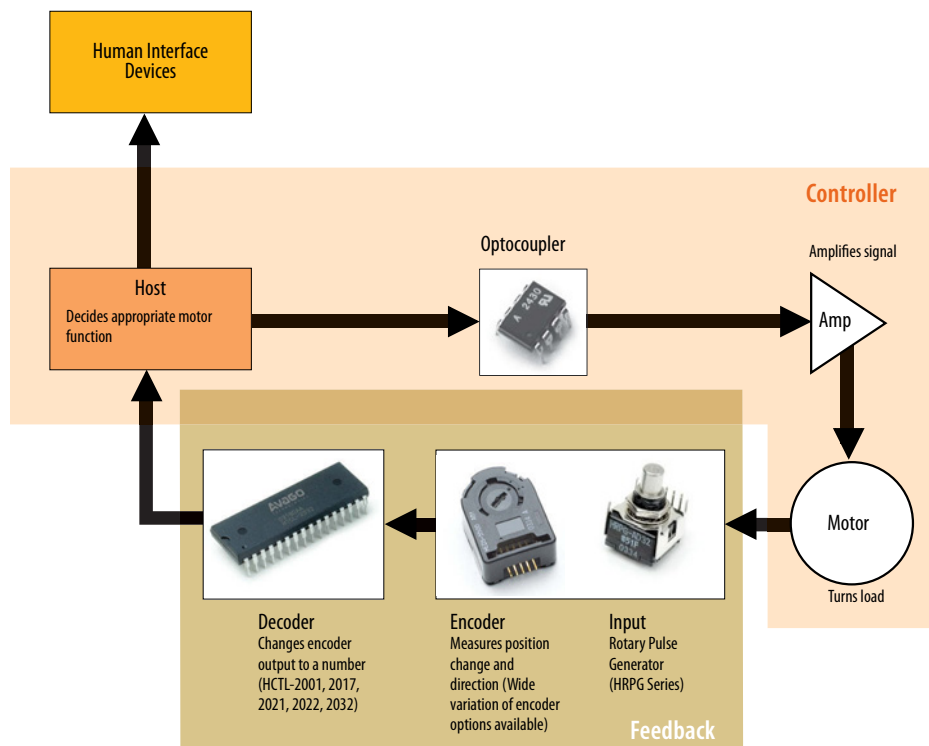
Avago Technologies is the industry-leading supplier of motion control encoders. Avago offers “one-stop shopping” with its extensive portfolio of encoders, decoders and controllers. We offer the industry’s smallest form factors, widest range of resolutions, and highest level of integration to reduce the number of components needed and shorten time-to-market.

Introduction

Motion control, in broad definition, means converting mechanical movement from codewheel/codestrip into equivalent electrical signals to move an object in an accurate and precise manner.

High accuracy, ease of use, low cost and global support...these words are rarely spoken in the same breath to describe anything. With Avago’s broad range of encoders, this is now a reality.

Avago started out designing and selling classical optical encoders and has progressed to designing and manufacturing ultra miniature optical encoders and magnetic encoders. With these technologies, Avago has enabled designers to miniaturize their design with full confidence of excellent performance. Avago is changing the landscape of rotary and linear motion control.



Encoder accuracy, large range of Counts Per Revolution (CPR) options, low cost and high reliability have been key customer requirements. With Avago's range of encoders, these criteria are met and exceeded. Also, as Avago's encoders are optics based, they are immune to RF interference.

For almost all closed-loop feedback systems, the encoder's role as positioning sensor is crucial in providing the direct measurement for position and movement within the system. Avago provides a whole range of encoders capable of meeting these stringent needs.

Applications

Avago's products meet the stringent requirements, in a wide range of applications from printers, copiers and scanners to servo and stepper motors, and robotic arms and wafer-handling machines.



Office Automation

- Printers
- Copiers
- Tape Drives
- Plotters



Consumer

- Cameras
- Card Readers
- Motor Control




Motor Manufacturers

- DC Motors
- Stepper Motors
- Servo Motors



Medical

- Blood Analyzers
- Lab Sample Handling Equipment
- Surgical Robotics



Instruments

- Audio & Visual Boards

Industrial Automation

- Wafer Handling Machines
- Industrial Sewing Machines
- Robotics
- CAD/CAM Dial Boxes
- Vending Machines



Value Propositions

Customer Reach

Worldwide distribution/channels, with Technical Response Centers, supported by experienced Field Application Engineers

State-of-the-Art-Technology

Innovative designs by a vast pool of experienced software, hardware and IC designers to deliver the ultimate performance product

High Quality Services

ISO Certified, continuous process improvement, field support from all regions and quality management of supply chain

Our Commitment

Our worldwide support team will work with you to meet your requirements and put your designs in motion.





| | Features | Benefits |
|---|--|---|
| Reliability | Longer lifespan for encoders due to elimination of mechanical parts. | Low maintenance cost. |
| Size | Integrated encoder solution comes in different packages (e.g. chip-size and SOIC packages vs. industrial-grade robust housing) and mountings that can be catered to customer's specific needs. | Small form factor. High performance in small package. Well suited for space-constrained applications. |
| Reduced Switching Glitch | Optical technology promotes quiet switching as no switching transients are generated without electrical contacts. | Accurate and precise motion sensing. |
| High Resolution | <ul style="list-style-type: none"> • Up to 80,000 counts per revolution (incremental) • Up to 65,536 positional data per revolution (absolute) • Up to 1 million or more positional data per revolution for customized solutions. Technology is not limited to quasi absolute/absolute. | Accurate and precise motion sensing. |
| Surface Mount | Smaller package delivers the same functionality as standard DIP. | Lower assembly cost. Easier, faster handling, improved solderability. |
| Cost-Effective, High Performance | Newest encoder module features reduced component and package sizes. Delivers higher performance, easier installation through patented alignment plug and play tool. | Reduced design cycles. Small form factor. Reduced cost. |

Motion Control Products Overview

| | | Optical Encoder | | |
|--|--|---|--|--|
| | | Module | Housed | |
| Incremental | Transmissive | | | |
| | HEDS-90/91/92xx HEDS-97xx AEDB/T-9140 AEDS-9240  | | HEDx-55/56xx AEDx-8xxx  | |
| | HEDL-90/91xx HEDT-90/91xx AEDS-96xx AEDB/T-9340  | | HEDL-55/65xx  | |
| | | Reflective | | |
| AEDR-80xx AEDR-83xx AEDR-8320 AEDR-84xx AEDR-85xx  | | HEDR-54xx HRPG-Axxx (Rotary Pulse Generator)  | | |
| | | Opticmageal Encoder | Magnetic | |
| | | Module | Housed | IC |
| Absolute | Transmissive | | | |
| | AEAT-7000 AEAT-9000  | AEAT-84/86AD  | AEAT-60xx  | AEAT-601B  |
| Accessories | Codewheel/Codestrip | Integrated Circuit | | |
| | Metal/Mylar/Glass | Decoder/Counter/Line Driver | | |
| HEDx-51/61xx  | | HCTL-20xx AEIC-7272/7273/2631-516  | | |

Note: Avago Technologies encoders are not recommended for use in safety critical applications such as ABS braking systems, power steering, life support systems and critical care medical equipment. Contact your sales representative for further clarification.

What's Hot

| Avago's Encoders | Importance | Key Applications | Value Propositions | Benefits |
|---|---|---|---|--|
| <p>Ultra-precision 17-Bit Absolute Single Turn Encoder</p>  <p>AEAT-9000</p> | <p>Designed to allow design engineers to achieve superior positioning performance in terms of speed and accuracy performance.</p> <p>The modular package enables the encoder to be directly integrated to the motor unlike conventional encoders.</p> <p>Cost savings and better performance of the overall system.</p> | <p>Rotary applications up to 17 bits/360° absolute position</p> <p>Integration into servo motors</p> <p>Industrial and maritime valve control</p> <p>High precision test and measurement machines</p> <p>Industrial and factory automation equipments</p> <p>Textile, woodworking & packaging machineries</p> <p>Nacelle & blades control in wind turbine</p> | <p>17-bit absolute single turn output (131072 absolute positions over 360°)</p> <p>2 channel true differential Sine/Cosine outputs with 2048 cycles per revolution</p> <p>2048 CPR A/B channel incremental analog output</p> <p>Interface output will be SSI (2wire SSI/3wire SSI) with RS485 line transceiver or single ended option</p> | <p>Absolute encoder that consists of a read head module and a high-precision code disc.</p> <p>The modular design allows for better flexibility to system designers to easily design-in the encoder feedback system.</p> |
| <p>Quad Differential Line Driver</p>  <p>AEIC-7272-S16 AEIC-7273-S16 AEIC-2631-S16</p> | <p>These line drivers are pin compatible with 26LS31 in applications .</p> <p>Minimize standby power dissipation in high voltage applications</p> | <p>Encoders</p> <p>Industrial controls</p> | <p>Supply (Bias) Voltage up to 30 V</p> <p>Operation to 800 KHz</p> <p>CMOS and TTL Compatible Inputs</p> <p>Optional single supply operation for moderate power applications</p> <p>High Impedance Buffered Inputs with hysteresis</p> <p>Tri-State outputs</p> | <p>Assures highly reliable by a two-fold scheme of current limiting and thermal shutdown.</p> <p>Internal clamp diodes allow trouble-free operation when driving cable lengths exceeding 100m.</p> <p>Split supplies are provided to minimize standby power dissipation in high voltage applications.</p> |
| <p>Programmable 16-bits Magnetic Encoder</p>  <p>AEAT-66xx</p> | <p>Programmable absolute output and simultaneous incremental output</p> <p>Flexibility in magnet range selection</p> <p>Meet the market standard for harsh environment, EMI application</p> | <p>Table/chair positioning</p> <p>Valve control</p> <p>Robotics</p> <p>Flow meter</p> <p>Industrial Actuator</p> <p>Amusement equipment</p> <p>Textile equipment</p> | <p>Up to 16 bits of resolution</p> <p>5V or 3.3V operation</p> <p>Simultaneous absolute and incremental output up to 1024 CPR</p> <p>Incremental ABI or UVW, and PWM output modes</p> <p>Power-down mode to reduce</p> | <p>Programmable features</p> <p>Miniature size and low power supply</p> <p>All in one integrated solutions</p> <p>One step alignment</p> <p>Highest resolution up to 16bits</p> |
| <p>3 Channel Reflective Optical Encoder, up to 304LPI</p>  <p>AEDR-850x</p> | <p>World smallest 3-channel reflective encoder with build in interpolator 1x, 2x, 4x</p> <p>Compact size SMT encoder</p> <p>Meet the market demand for compact & cost effective feedback solution</p> <p>Proven solution based on Avago's reflective technologies</p> | <p>Medical devices/ & equipments</p> <p>Piezomotors feedback</p> <p>Surveillance camera</p> <p>Miniature motor</p> <p>Test & measurement equipments</p> | <p>3-channel (A,B,I) with build in interpolator 1x, 2x, 4x</p> <p>304 LPI</p> <p>Miniature size</p> <p>Temp : -20°C to 85°C</p> <p>High operating frequency 56kHz</p> <p>Index gating</p> | <p>Miniature size – ability to fit the miniature motor design</p> <p>No need for separate component to generate index signal</p> <p>Based CPR resolution can be interpolated by the end user</p> <p>Suitable for various gating requirement</p> <p>Higher RPM performance with increased operating frequency</p> |


What's Hot

| Avago's Encoders | Key Applications | Value Propositions | Benefits |
|---|--|--|---|
| <p>Miniature Three Channel Housed Encoder</p>  <p>AEDx-8xxx</p> | <p>Pick and place machines</p> <p>Servo motor, DC motor, stepper motor</p> <p>Factory automation</p> <p>Miniature motor with diameter as small as 20mm</p> <p>Packaging machines</p> | <p>Miniature size (20mm diameter)</p> <p>High temperature (up to 100°C)</p> <p>High resolution (200, 400 & 500CPR)</p> <p>RS-422 Line Driver Output Integrated</p> <p>IP 40</p> <p>Low cost</p> <p>Easy assembly</p> | <p>Improves motor control</p> <p>High operating temperature (up to 100°C)</p> <p>Product robustness (IP 40)</p> <p>RS 422 allows long distance application</p> <p>Enable high precision closed-loop stepper motor</p> <p>Improves power efficiency for closed-loop DC Stepper Motor Control System</p> <p>Save assembly time and cost</p> |
| <p>Six Channel Encoders</p>  <p>AEDT-9340 (high temperature encoder)</p> <p>AEDB-9340 (codewheel included)</p> <p>AEDS-9240 (360 CPR series)</p> | <p>Servo motor</p> <p>CNC machines</p> <p>Industrial sewing machines</p> <p>Textile machines</p> <p>Sewing machines</p> | <p>High resolution</p> <p>Low cost</p> <p>Easy assembly — alignment free housed encoder</p> <p>High speed > 250KHz</p> <p>High robustness to noise (EMI) & ESD</p> | <p>6-channel encoder enables single module solution for Brushless Motor</p> <p>Save assembly time and cost</p> <p>Enable miniature housed encoder for space constraint application</p> <p>High frequency response enables high speed application</p> <p>Customized housed / kits solutions available under sub-system solutions</p> |
| <p>Magnetic Encoders</p>  <p>AEAT-6010/12 (Absolute)</p> <p>AEAT-601B (Incremental)</p> | <p>Servo motor, DC motor, stepper motor</p> <p>Valve & pump control</p> <p>Factory automation</p> <p>Textile machines</p> <p>Packaging machines</p> | <p>Miniature size (23mm diameter)</p> <p>Wide operating temperature range (-40 to 125°C)</p> <p>Incremental resolutions (32, 64, 128 & 256CPR)</p> <p>Absolute resolutions (10 & 12 bits)</p> <p>Easy assembly with bearing-less housing</p> <p>Non-contact Hall Effect sensing technology</p> | <p>Improves motor control</p> <p>High operating temperature (up to 125°C)</p> <p>Product robustness against contamination</p> <p>Cost effective feedback solution for Servo Motors</p> <p>Save assembly time and cost</p> |
| <p>Mid-Size 1000CPR Three Channel Housed Encoders</p>  <p>HEDM-554x-Bxxx</p> <p>HEDS-8907-001 (Rubber Cover)</p> | <p>Servo motor, DC motor, stepper motor</p> <p>Valve & pump control</p> <p>Factory automation</p> <p>Textile machines</p> <p>Packaging machines</p> | <p>Retain same form & fit for easy design-in</p> <p>Wide operating temperature range (-40 to 85°C)</p> <p>Extended resolution up to 1000 CPR with Index</p> <p>Low cost</p> <p>Easy assembly with bearing-less housing</p> <p>Simple dust protection</p> | <p>Improves motor control</p> <p>High operating temperature (up to 85°C)</p> <p>Increase product robustness against contamination</p> <p>Cost effective feedback solution for Servo Motors</p> <p>Save assembly time and cost</p> |

Incremental Optical Encoders

Transmissive Module

HEDS-90xx/91xx/9200, HEDL-90xx/91xx Series, HEDT-90xx/91xx Series



Description

HEDS-9000/9040/9100/9140 Series

- High-performance two/three channel rotary encoder
- Consists of a lensed (LED) source and a detector IC enclosed in a small C-shaped plastic package
- Extremely tolerant to mounting misalignment due to a highly collimated light source and unique photodetector array
- The single 5-V output supply input are accessed through five 0.025 inch square pins located on 0.1 inch centers
- HEDS-9000 resolution: from 500 to 2048 CPR when used with appropriate codewheel
- HEDS-9040 is designed for use with a HEDx-614x codewheel which has an optical radius of 23.36 mm (0.920 inch)
- HEDS-9100 resolution: from 50 to 1024 CPR when used with appropriate codewheel
- HEDS-9140 is designed for use with the HEDS-5140 codewheel which has an optical radius of 11.00 mm (0.433 inch)

HEDS-9200 Series

- Same features as listed above
- Detects linear position when operated in conjunction with a codestrip

HEDL-90xx/91xx Series

- Differential outputs
- Utilizes an industry-standard line driver IC, 26C31, which provides complementary outputs for each encoder channel
- Offers enhanced performance when the encoders are used in noisy environments, or when required to drive long distances
- Suggested line receivers are 26C32 and 26C33
- Quadrature signals are accessed through a cable and 10-pin female connector, which is manufactured by FCI, part number: 66900-310
- Mating connectors manufactured by FCI; straight type part number: 71912-010, right angle type part number: 71913-010

HEDT-90xx/91xx Series

- High performance
- Low cost
- Operates to 125°C
- Ideal for high volume automotive applications

HEDT-9040/9140 Series

- High temperature
- Three channels (two channel quadrature output plus a third channel index output)
- Operates up to 140°C

Features

- High performance
- High resolution
- Low cost
- Easy to mount
- No signal adjustment required
- Small size
- -40°C to 100°C operating temperature (up to 140°C for high temperature version)
- Two and three channel quadrature output
- TTL compatible output
- Single 5-V supply
- Count frequency of 100 KHz

Applications

Ideal for high-volume applications:

- Printers
- Plotters
- Tape drives
- Factory automation equipment

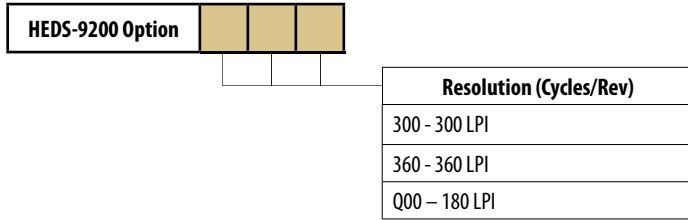
Package Dimensions

- Refer to product datasheet for package dimensions

Note: Please contact sales/factory to confirm up to date option availability

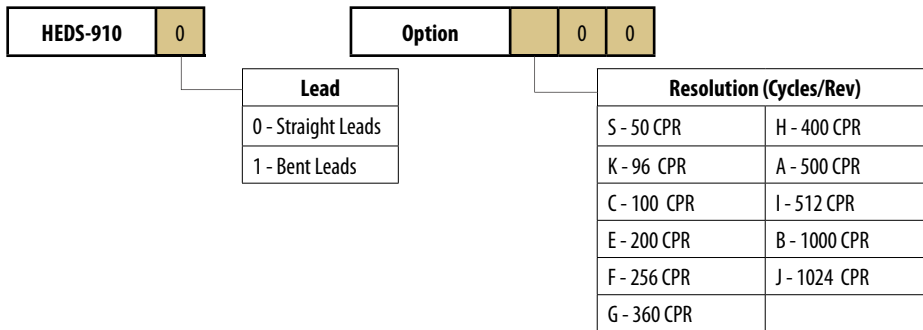
Ordering Information

Two Channel Linear Encoders Module – HEDS-9200 Series



Two Channel Incremental Encoders – HEDS-910x series

Note: To be used with 11mm optical radius codewheel



| Available Options | | | | | | | | | | | | | | |
|-------------------|---------|---|---|---|---|---|---|---|---|---|---|---|---|---|
| Part Number | Options | | | | | | | | | | | | | |
| | A | B | C | D | E | F | G | H | I | J | K | S | T | U |
| HEDS-9100 | • | • | • | | • | • | • | • | • | • | • | • | | |
| HEDS-9101 | • | | • | | • | | • | | | | | | | |

Refer to codewheel ordering information for recommended usage

Three Channel Incremental Encoders – HEDS-914x series

Note: To be used with 11mm optical radius codewheel

HEDS-914 0

Option 0 0

Assembly tool: HEDS-8905

| Lead |
|--------------------|
| 0 - Straight Leads |
| 1 - Bent Leads |

| Resolution (Cycles/Rev) | |
|-------------------------|--------------|
| S - 50 CPR | H - 400 CPR |
| C - 100 CPR | A - 500 CPR |
| E - 200 CPR | I - 512 CPR |
| F - 256 CPR | B - 1000 CPR |
| G - 360 CPR | |

| Available Options | | | | | | | | | | | | | | |
|-------------------|---------|---|---|---|---|---|---|---|---|---|---|---|---|---|
| Part Number | Options | | | | | | | | | | | | | |
| | A | B | C | D | E | F | G | H | I | J | K | S | T | U |
| HEDS-9140 | • | • | • | | • | • | • | • | • | | | • | | |
| HEDS-9141 | • | | | | • | • | • | | | | | | • | |

Refer to codewheel ordering information for recommended usage

Two Channel Incremental Encoders – HEDS-900x series

Note: To be used with 23.36mm optical radius codewheel

HEDS-9000 Option 0 0

| Resolution (Cycles/Rev) | |
|-------------------------|--------------|
| A - 500 CPR | B - 1000 CPR |
| J - 1024 CPR | T - 2000 CPR |
| U - 2048 CPR | |

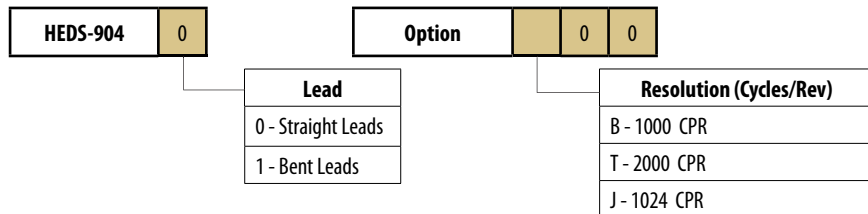
| Available Options | | | | | | | | | | | | | | |
|-------------------|---------|---|---|---|---|---|---|---|---|---|---|---|---|---|
| Part Number | Options | | | | | | | | | | | | | |
| | A | B | C | D | E | F | G | H | I | J | K | S | T | U |
| HEDS-9000 | • | • | | | | | | | | • | | | • | • |

Refer to codewheel ordering information for recommended usage

Ordering Information

Three Channel Incremental Encoders – HEDS-904x series

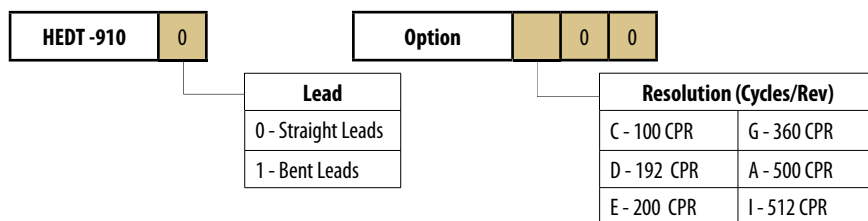
Note: To be used with 23.36mm optical radius codewheel



| Available Options | | | | | | | | | | | | | | |
|-------------------|---------|---|---|---|---|---|---|---|---|---|---|---|---|---|
| Part Number | Options | | | | | | | | | | | | | |
| | A | B | C | D | E | F | G | H | I | J | K | S | T | U |
| HEDS-9040 | | • | | | | | | | | • | | | • | |
| HEDS-9041 | | • | | | | | | | | | | | | |

Refer to codewheel ordering information for recommended usage

High Temp 125°C Two Channel Optical Incremental Encoder Modules – HEDT-9000/9100 series

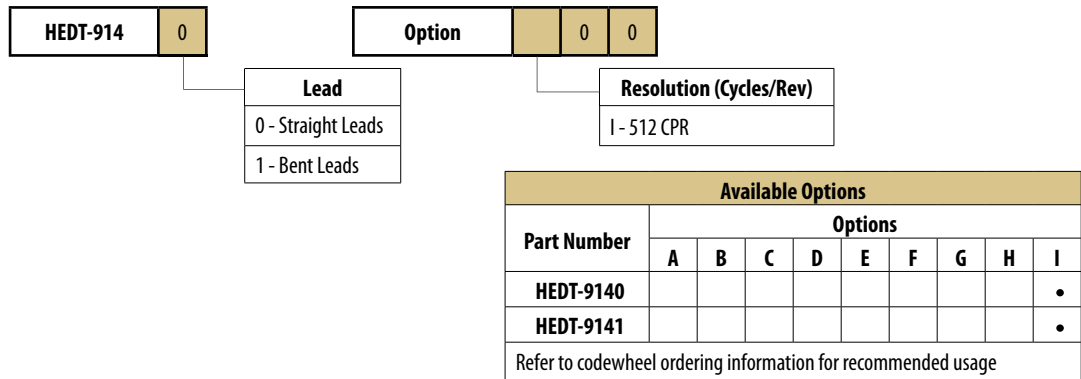


| Available Options | | | | | | |
|-------------------|---------|---|---|---|---|---|
| Part Number | Options | | | | | |
| | A | C | D | E | G | I |
| HEDT-9001 | • | | | | | |
| HEDT-9100 | • | • | | • | • | • |
| HEDT-9101 | • | • | | • | • | • |

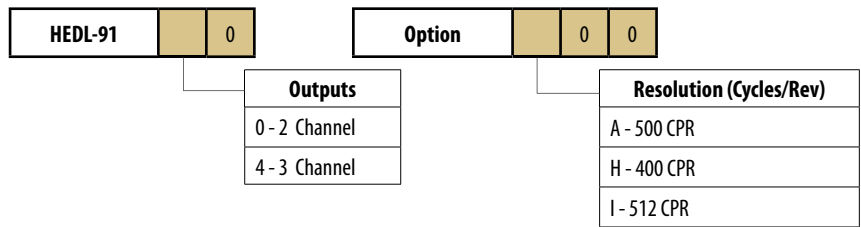
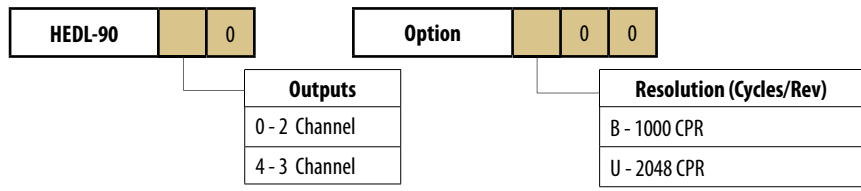
Refer to codewheel ordering information for recommended usage

Ordering Information

High Temp 140°C Three Channel Optical Incremental Encoder Modules – HEDT-9040/9140 series



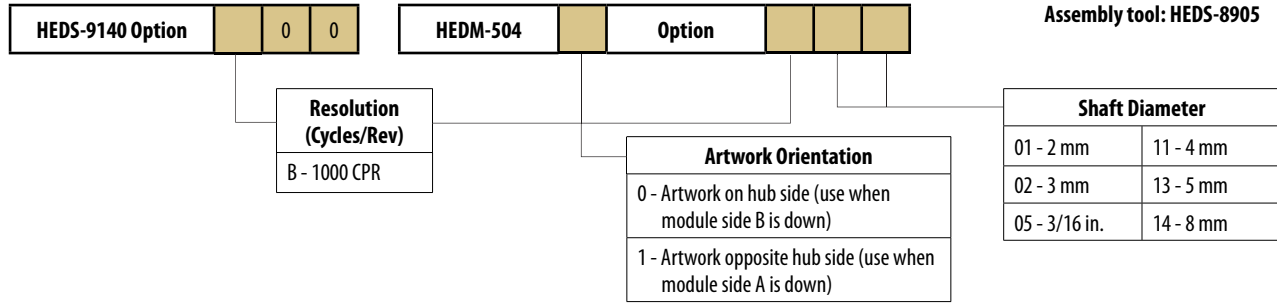
HEDL-900xx/91xx Series



| Available Options | | | | | |
|-------------------|---------|-----|-----|-----|-----|
| Part Number | Options | | | | |
| | A00 | B00 | H00 | I00 | U00 |
| HEDL-9000 | | | | | • |
| HEDT-9040 | | • | | | |
| HEDL-9100 | • | | | | |
| HEDL-9140 | • | | • | • | |

Refer to codewheel ordering information of HEDS-5120, HEDS-5140, HEDM- 6120 and HEDS-6140 series for recommended codewheel usage

Three Channel Encoder Modules and Codewheels, 11.000 Optical Radius – HEDS-9140-B00 Option



Incremental Optical Encoders

Transmissive Module

HEDS-9700/972x/973x/978x Series



Description

- High performance
- HEDS-973x is a high-resolution version of HEDS-9700
- Detects rotary or linear position when operated in conjunction with either a codewheel or codestrip
- Consists of a lensed (LED) source and a detector IC enclosed in a small C-shaped plastic package
- Extremely tolerant to mounting misalignments due to a highly collimated light source and unique photodetector array
- Two channel digital output
- 5 V supply input
- Four solder-plated leads located on 2.54 mm (0.1 inch) centers
- Standard HEDS-9700 is designed for use with 11-mm optical radius codewheel or linear codestrip. (Other options are available - refer to factory for further details)

Features

- Small size
- Wide resolution range
- No signal adjustment required
- Two channel quadrature output
- Single 5 V supply
- -40°C to 85°C operating temperature
- Multiple mounting options
- Linear and rotary options available
- Wave solderable
- RoHS compliant
- TTL compatible output
- Count frequency 20 KHz to 80 KHz

Applications

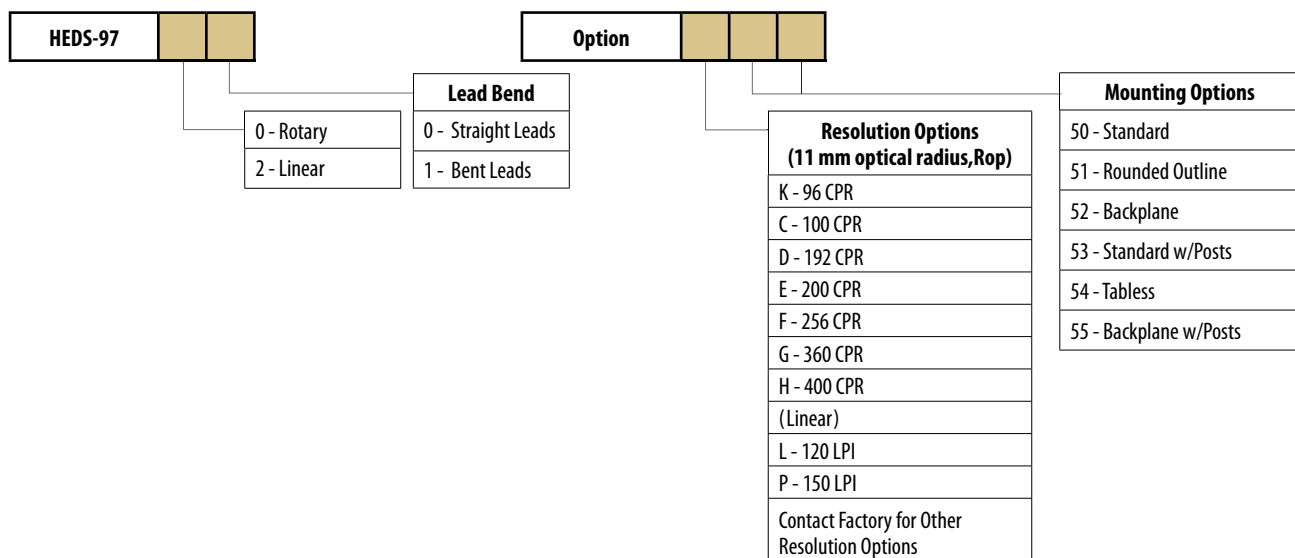
- Printers
- Plotters
- Copiers
- Office automation equipment

Package Dimensions

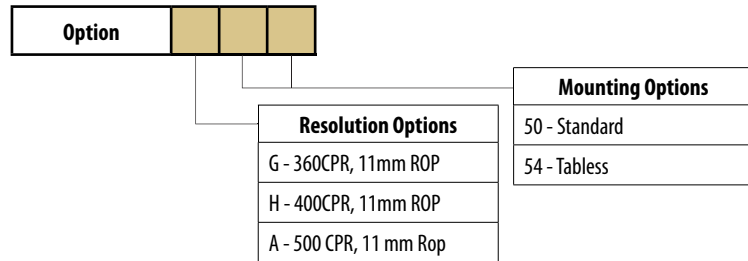
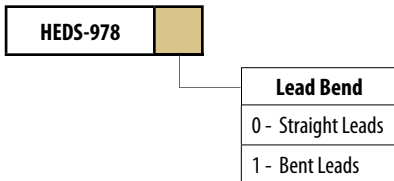

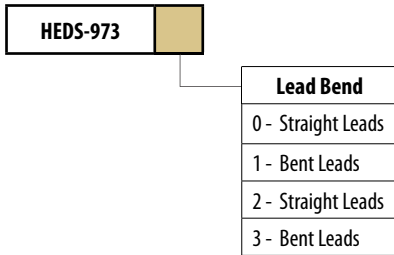
- Refer to product datasheet for package dimensions

Note: Please contact sales/factory to confirm up to date option availability

Ordering Information



Ordering Information



| Available Options | | | | | | | |
|-------------------|---|---------|----|----|----|----|----|
| Part Number | | Options | | | | | |
| | | 50 | 51 | 52 | 53 | 54 | 55 |
| HEDS-9780 | A | • | | | | | |
| | G | • | | | | • | |
| | H | • | | | | • | |
| HEDS-9781 | | 50 | 51 | 52 | 53 | 54 | 55 |
| | A | • | | | | | |
| | G | | | | | • | |
| | H | | | | | | |

Note: Contact factory for codewheel and codestrip information.

Incremental Optical Encoders Transmissive Module

HEDS-971x Series



Description

- High performance
- Detects rotary position when operates in conjunction with a codewheel
- Consists of a lensed (LED) source and a detector IC enclosed in a small C-shaped plastic package
- Extremely tolerant to mounting misalignment due to a highly collimated light source and unique photodetector array
- Two channel analog output
- 5.5V and 3.3V options available
- Four solder plated leads located on 2.54 mm (0.1 inch) centers
- Designed for use with an appropriate optical radius codewheel. (Refer to factory for further details)

Features

- Small size
- Wide resolution range
- No signal adjustment required
- Single 5 V supply
- Two channel analog output
- 15° C to 45° C operating temperature
- Multiple mounting options
- Wave solderable
- RoHS compliant

Applications

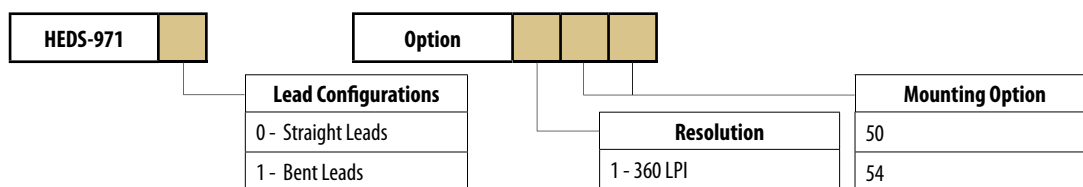
- Printers
- Plotters
- Copiers
- Office automation equipment

Package Dimensions

- Refer to product datasheet for package dimensions

Note: Please contact sales/factory to confirm up to date option availability

Ordering Information



Note: Contact factory for codewheel and codestrip information.

Incremental Optical Encoders

Transmissive Module

AEDS-964x Series



Description

- High performance
- Ultra-miniature package
- Detects rotary or linear position when operated in conjunction with either a codewheel or codestrip
- Consists of lensed (LED) source and a detector IC enclosed in a small C-shaped plastic package
- Extremely tolerant to mounting misalignment due to a highly collimated light source and unique photodetector array
- Two channel digital output
- 3.3/5.0-V supply input
- Four solder plated leads located on 2.00 mm (0.1 inch) centers
- Supply input of LED rated at 16 mA, accessed through two leads located at 2.54 mm pitch
- Designed for use with an 11.00 mm optical radius codewheel or linear codestrip. (Other options are available – refer to factory for further details)

Features

- Low package height, small size
- Built-in codewheel and codestrip guide bumps
- For linear and rotary applications
- No signal adjustment required
- Insensitive to radial and axial play
- 0°C to 70°C operating temperature
- Wide resolution range
- Two channel quadrature output
- TTL, 3.3/5.0-V CMOS compatible
- Wave solderable
- RoHS compliant

Applications

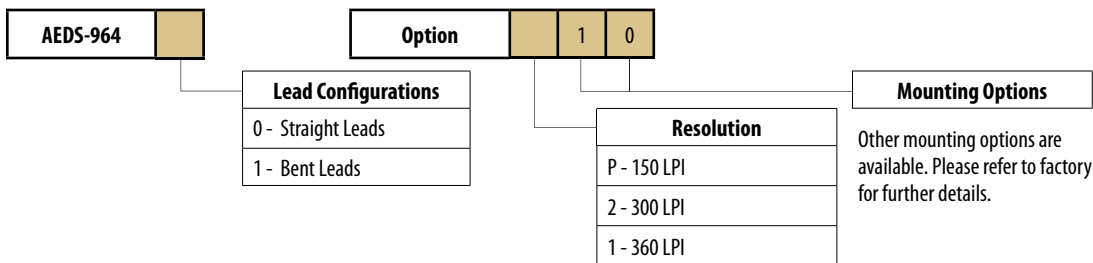
- Printers
- Plotters
- Copiers
- Office automation equipment

Package Dimensions

- Refer to product datasheet for package dimensions

Note: Please contact sales/factory to confirm up to date option availability

Ordering Information



Note: Contact factory for codewheel and codestrip information.

Incremental Optical Encoders

Transmissive Module

AEDS-965x Series



Description

- Very small, low package height and high performance incremental encoder module
- Consists of lensed (LED) source and a detector IC enclosed in a small C-shaped plastic package
- Due to the brighter LED, coupled with a photodetector array, which is less sensitive to light, the encoder is highly tolerant to aerosol environment
- This module is extremely receptive to mounting misalignment
- The two channel digital outputs and Vcc, supply voltage input, are accessed through four solder plated leads located on 2.00 mm (0.1 inch) centers
- The supply input of LED, rated at 16mA is accessed through two leads located at 2.54 mm
- Designed for use with a linear codestrip (Other options are available – refer to factory for further details)

Features

- Small size
- Built-in guide bumps for codewheel and codestrip
- Low package height
- Insensitive to radial, tangential and axial play
- 0°C to 70°C recommended operating temperature
- Two channel quadrature output
- TTL 3.3V or 5.0V CMOS compatible
- For linear and rotary application
- Wave solderable
- RoHS compliant
- Aerosol tolerant

Applications

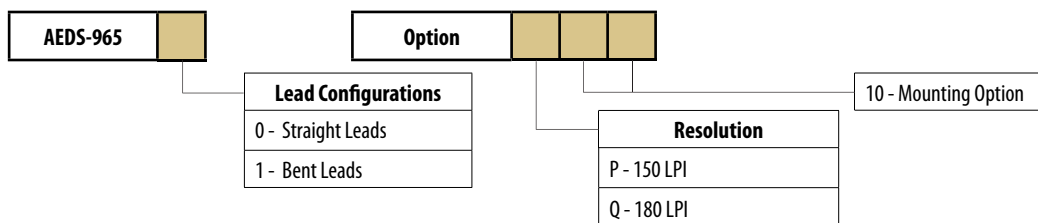
- Printers
- Copiers/Fax
- Plotters
- Office automation equipment

Package Dimensions

- Refer to product datasheet for package dimensions

Note: Please contact sales/factory to confirm up to date option availability

Ordering Information



Note: Contact factory for codewheel and codestrip information.

Incremental Optical Encoders

Transmissive Module

AEDS-96Ex Series



Description

- Very small, high performance, low cost optical incremental encoder module
- Consists of a lensed (LED) source and a detector IC enclosed in small C-Shaped plastic package
- Due to highly collimated light source and a unique photodetector array, the module is extremely tolerant to mounting misalignment
- The two channel analog outputs and 3.3 V supply input are accessed through four leads located on 2.00 mm centers for the detector and two leads located on 2.54 mm center for the emitter
- Designed for use with an appropriate optical radius codewheel. Contact factory for more information

Features

- Small size
- Low package height
- Resolution: 200 LPI
- 0°C to 60°C recommended operating temperature
- For linear and rotary applications
- Two channel analog output
- Single 3.3V supply*
- Wave solderable
- 1.52V LED forward voltage (IF = 16mA)*
- Built-in guide bumps for codewheel
- Tolerant to radial, tangential and axial play
- RoHS compliant

* Typical conditions

Applications

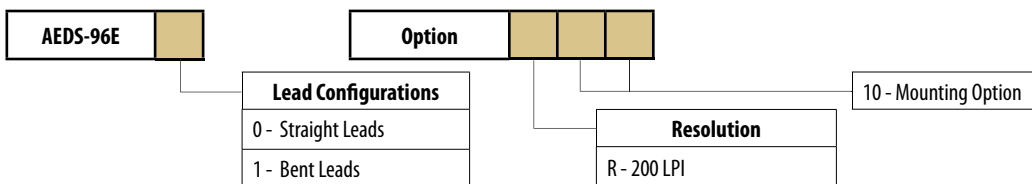
- Printers
- Copiers/Fax
- Plotters
- Office automation equipment

Package Dimensions

- Refer to product datasheet for package dimensions

Note: Please contact sales/factory to confirm up to date option availability


Ordering Information



Note: Contact factory for codewheel and codestrip information.

Incremental Optical Encoders Transmissive Module

AEDS/AEDB/AEDT-9140 Series



Description

- Three channels
- Low cost
- Detects rotary position when used with a codewheel
- Consists of a lensed (LED) source and detector IC enclosed in a small plastic package
- Extremely tolerant to mounting misalignment due to a highly collimated light source and unique photodetector array
- Two channel quadrature output, plus a third channel index output. (The index output is a 90 electrical degree high, true index pulse, which is generated once for each full rotation of the codewheel)
- Designed for use with a codewheel with an optical radius of 11.00 mm (0.433 inch)

- Quadrature signals and index pulse are accessed through five 0.46 mm square pins located on 1.27 mm (pitch) centers

Features

- Two channel quadrature output with index pulse
- Resolution from 100 CPR up to 512 CPR
- Low cost
- Easy to mount
- No signal adjustment required
- Small size
- TTL compatible output
- Single 5 V supply output

For AEDT-9140 Series:

- Same features as listed above
- -40°C to 115°C operating temperature

For AEDB-9140 Series:

- Same features as listed above
- Bundled with matching codewheel

Applications

Ideal for high-volume applications, like:

- Printers
- Plotters
- Tape drives
- Industrial equipment
- Factory automation equipment


Package Dimensions

- Refer to product datasheet for package dimensions

Note: Please contact sales/factory to confirm up to date option availability

Ordering Information


Three Channel Encoder Modules with Codewheel, 11 mm Optical Radius




| Resolutions (Cycle/Rev) | Shaft Diameter* |
|-------------------------|-----------------|
| C - 100 CPR | 02 - 3 mm |
| E - 200 CPR | 04 - 5/32 in |
| F - 256 CPR | 05 - 3/16 in |
| G - 360 CPR | 06 - 1/4 in |
| H - 400 CPR | 11 - 4 mm |
| A - 500 CPR | 12 - 6 mm |
| B0B - 1000 CPR | 13 - 8 mm |
| | 14 - 5 mm |

*Contact factory for other shaft diameters

| | | Available Options | | | | | | | |
|-------------|-----|------------------------|----|----|----|----|----|----|----|
| Part Number | CPR | Shaft Diameter Options | | | | | | | |
| | | 02 | 04 | 05 | 06 | 11 | 12 | 13 | 14 |
| AEDB-9140 | C | | • | | • | | • | • | |
| | E | | | | • | • | • | | |
| | F | | • | | | | • | | • |
| | G | | | | • | | • | | • |
| | H | | | | • | | | | • |
| | A | • | • | • | • | • | • | • | • |



| Resolutions (Cycle/Rev) | |
|-------------------------|----------------|
| C - 100 CPR | H - 400 CPR |
| E - 200 CPR | A - 500 CPR |
| F - 256 CPR | I - 512 CPR |
| G - 360 CPR | B0B - 1000 CPR |




| Resolutions Option | |
|--------------------|--------------|
| C - 100 CPR | H - 400 CPR |
| E - 200 CPR | A - 500 CPR |
| F - 256 CPR | I - 512 CPR |
| G - 360 CPR | B - 1000 CPR |

| Codewheels Optical Radius |
|---------------------------|
| 00 - 11.00 mm |
| 0B - 11.68 mm |

Note: B0B = 11.68 mm codewheel optical radius.

Incremental Optical Encoders

Transmissive Module



AE DS-9240 Series

Description

- Six-channel optical incremental encoder module
- When used with a codewheel, this encoder detects rotary position
- Each module consists of a lensed LED source and a detector IC enclosed in a small plastic package
- Each module consists of a highly collimated light source and a unique photo detector array
- Modules are extremely tolerant to mounting misalignment
- Designed with integrated commutation output channels (U,V,W), two-channel quadrature outputs (A,B), plus a third channel ungated index output (I)
- Ungated index output is a positive index pulse that is generated once for each full rotation of the codewheel
- Designed for use with a codewheel that has an optical radius of 19.00 mm (0.748 inch) to obtain an optimum 360/720 CPR (count per revolution) resolution
- Quadrature, index, commutation signals and power supplied to encoder are accessed through eight 0.46mm square male connector pins located on 1.27mm pitch
- Integrated commutation outputs (U,V, and W) is equivalent to those produced by Hall Switches
- Enables motor systems to be more compact
- Optional alignment jigs enables a significantly reduced production time and ease of assembly into housed encoders
- Provides superior switching accuracy due to a much lower hysteresis when compared to Hall Switches
- Commutation signals can easily be interchanged for Brushless DC motor of different rotor pole-pairs by simply switching to matching pole-pair codewheels
- 360/720 Cycle Per Revolution (CPR)
- Easy assembly with alignment jig
- Design to fit into circular shaped housing
- Up to 150 kHz frequency response
- -40°C to 100°C operating temperature
- TTL Compatible
- Single 5V Supply
- Integrated feedback device for Brushless DC Motor
- RoHS Compliant

Applications

Typical applications include:

- Industrial printers
- Industrial factory automation equipment

Package Dimensions

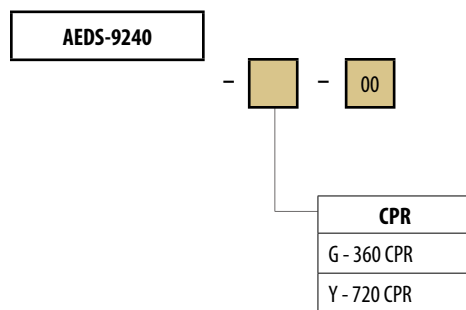
- Refer to product datasheet for package dimensions

Note: Please contact sales/factory to confirm up to date option availability

Features

- Two-channel quadrature output with ungated index pulse (A,B,I)
- Three-channel integrated commutation Output (UVW)

Ordering Information



Alignment tool: HEDS-8953 – Alignment tool for 360/720 CPR

Note: Avago Technologies encoders are not recommended for use in safety critical applications, e.g., ABS braking systems, power steering, life support systems and critical care medical equipment. Please contact sales representative if more clarification is needed.

Incremental Optical Encoders Transmissive Module

AEDS/AEDB/AEDT-9340 Series



Description

- 6-channel optical incremental encoder modules with codewheel
- When used with a codewheel, these modules detect rotary position
- Each module consists of a collimated LED source and detector IC enclosed within a small plastic package
- Modules are extremely tolerant to mounting misalignment
- Ungated index output is a positive index pulse (360 electrical degrees high) that is generated once for each full rotation of the codewheel
- Designed for use with a codewheel that has an optical radius of:
 - 15 mm (0.590 inch) for 1250/2500 CPR
 - 12.3 mm (0.484 inch) for 1024/2048 CPR
 - 12 mm (0.472 inch) for 1000/2000 CPR
- Replaces conventional incremental encoder with Hall Switches

- The quadrature, index, commutation signals and power supplied to the encoder are accessed through eight 0.46 mm square male connector pins located on 1.27 mm (pitch)
- With our encoder, the system will be more compact, have reduced alignment time with use of alignment jig, thus making assembly process much easier for housed encoder integration
- Superior switching accuracy due to much lower hysteresis when compared to a Hall Switches
- The commutation signals can be generated for Brushless DC motor of different rotor pole-pairs by simply changing with matching pole-pair codewheel

Features

- Two-channel quadrature output with ungated index pulse (A, B, I)
- Three-channel integrated commutation output (U, V, W)
- Up to 2500 Cycles Per Revolution (CPR)
- Easy assembly with alignment jig
- Designed to fit into circular shaped housing
- Up to 200 kHz frequency response

- TTL compatible
- Single 5 V supply
- Integrated feedback device for Brushless DC Motor

For AEDT-9340 Series:

- Same features as listed above
- -40°C to 115°C operating temperature

For AEDB-9340 Series:

- Same features as listed above
- Bundled with matching codewheel

Applications

- Servo motors
- Stepper motors
- Pick and place machines
- Die bonders
- Robotics
- Machine tools
- Textiles
- Factory automation

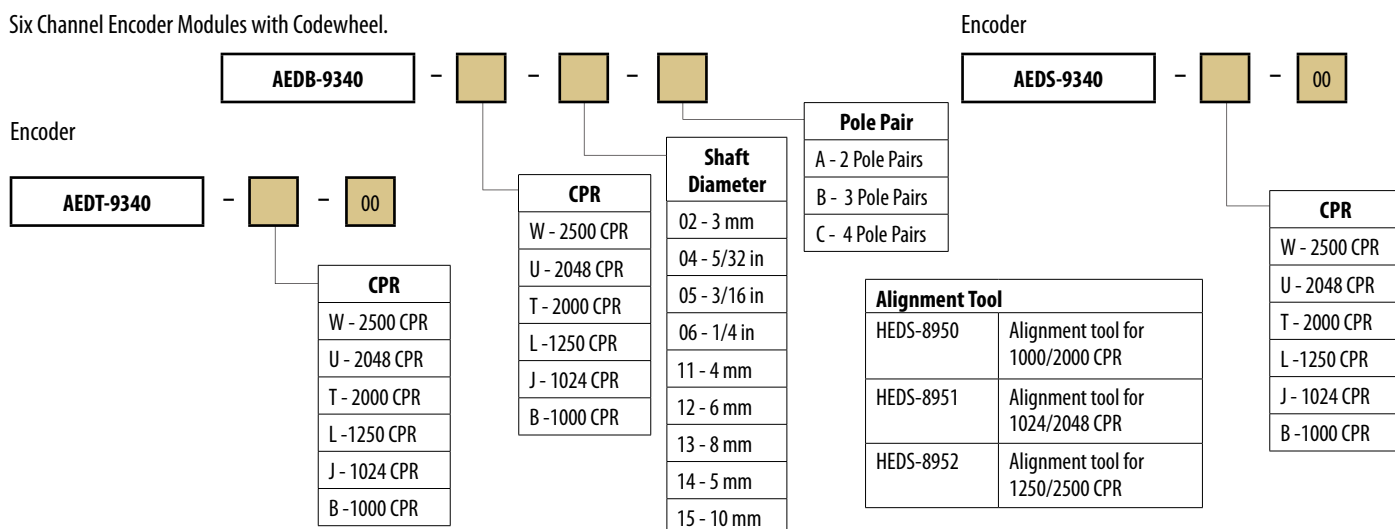
Package Dimensions

- Refer to product datasheet for package dimensions

Note: Please contact sales/factory to confirm up to date option availability

Ordering Information

Six Channel Encoder Modules with Codewheel.



Incremental Optical Encoders

Transmissive Housed

AEDx-8xxx Series



Description

- Option of two-channel or three-channel optical incremental encoder kit with codewheel integrated in a protective housing
- Encoder kit consists of a collimated LED source and a detector IC enclosed within a small plastic package
- Two-channel quadrature outputs (A,B) plus a third channel index output (I)
- Designed for use with motors with shaft diameters of 2mm and up to 5mm
- Enables the servo system to be more compact
- Optional alignment jig enables easier assembly process for servo motor integration
- RoHS compliant

Features

- 3-channel differential output (A,B) with ungated, gated-90° and gated-180° index pulse (I)
- 2-channel differential output available
- Up to 500 Cycles Per Revolution (CPR)
- Up to 30000 rpm motor speed
- -40°C to 100°C operating temperature
- Single 5 V supply
- Integrated RS-422 line driver
- Quick and easy assembly

Applications

The AEDx-8xxx provides motion detection for DC servo motor and closed loop stepper motor feedback system in the following applications:

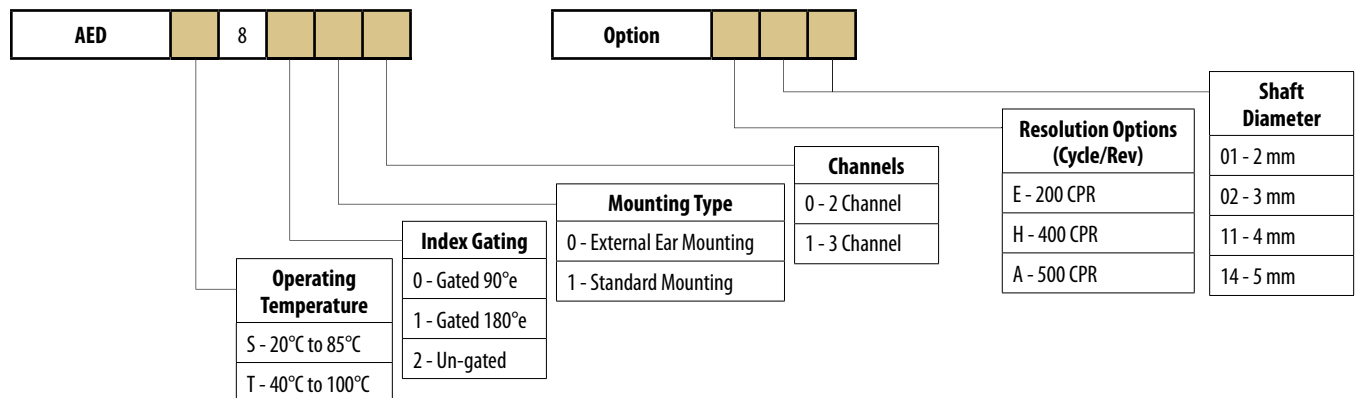
- Pick and place machines
- Semiconductor equipment
- Factory automation equipment

Package Dimensions

- Refer to product datasheet for package dimensions

Note: Please contact sales/factory to confirm up to date option availability

Ordering Information



Connector Ordering Information

1. HEDS-8911-152 - Connector for AEDS-8xxx Series
2. HEDT-8912-152 - Connector for AEDT-8xxx Series

Alignment Tool Ordering Information

1. HEDS-8938-011 - Alignment tool for AEDx-8x11 Series (4mm shaft diameter option)
2. HEDS-8938-014 - Alignment tool for AEDx-8x14 Series (5mm shaft diameter option)

Incremental Optical Encoders Transmissive Housed



HEDL-5xxx, HEDS-550x/554x, HEDS-560x/564x, HEDM-550x/560x Series

Description

HEDS-550X/HEDM-550X/HEDS-560X and HEDS-554X/HEDS-564X Series

- High-performance, two and three channel incremental optical encoders
- High reliability, high resolution, easy assembly
- Contains a lensed (LED) source or emitter, an integrated circuit with detectors and output circuitry, and a codewheel which rotates between the emitter and detector IC
- HEDS-550X/HEDM-550X/HEDS-560X output is two square waves in quadrature
- HEDS-554X/HEDS-564X output has a third channel index output in addition to the two channel quadrature
- The index output is a 90 electrical degree, high true index pulse which is generated once for each full rotation of the codewheel
- Features quick and easy motor mounting

HEDM-55XX/56XX Series

- Features same as listed above
- Comes with film codewheels

HEDS-56XX and HEDM-56XX Series

- Features same as listed above
- Features mounting ears HEDL-55XX Series
- Features differential output
- Utilizes an industry-standard line driver IC (26C31), which provides complementary output for each encoder channel, offering enhanced performance when the encoders are used in a noisy environment, or when required to drive long distances
- Suggested line receivers: 26C32 and 26C33
- Quadrature signals are accessed through a cable and 10-pin female connector, manufactured by FCI, part number: 66900-310. Mating connectors are made by FCI; for straight type part number: 71912-010, right angle type part number: 71913-010

Features

- Two channel quadrature output with optional index pulse
- Quick and easy assembly
- No signal adjustment required
- External mounting ears available
- Low cost
- Resolutions up to 1,024 CPR
- Small size
- Up to 100°C operating temperature
- TTL compatible
- Single 5 V supply
- Count frequency of 100 KHz

Applications

Ideal for high-volume applications, including:

- Printers
- Plotters
- Tape drives
- Positioning tables and automatic handlers

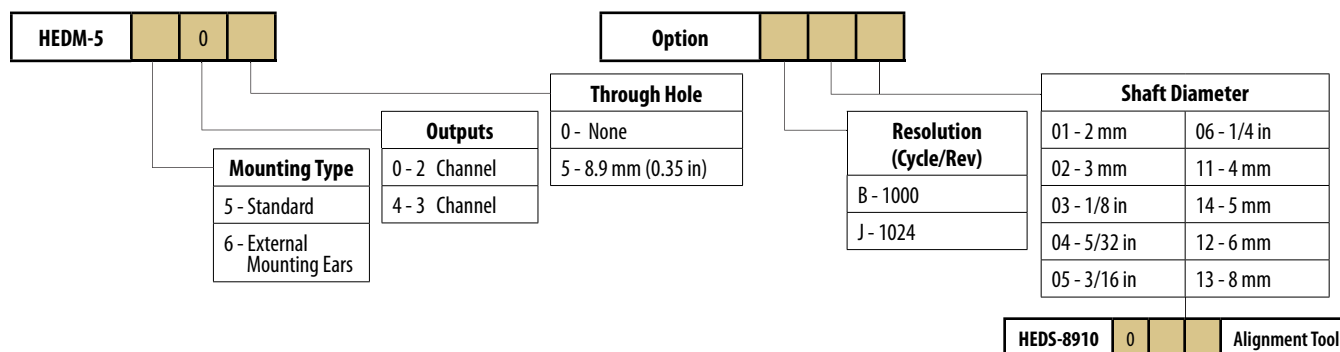
Package Dimensions

- Refer to product datasheet for package dimensions

Note: Please contact sales/factory to confirm up to date option availability

Ordering Information

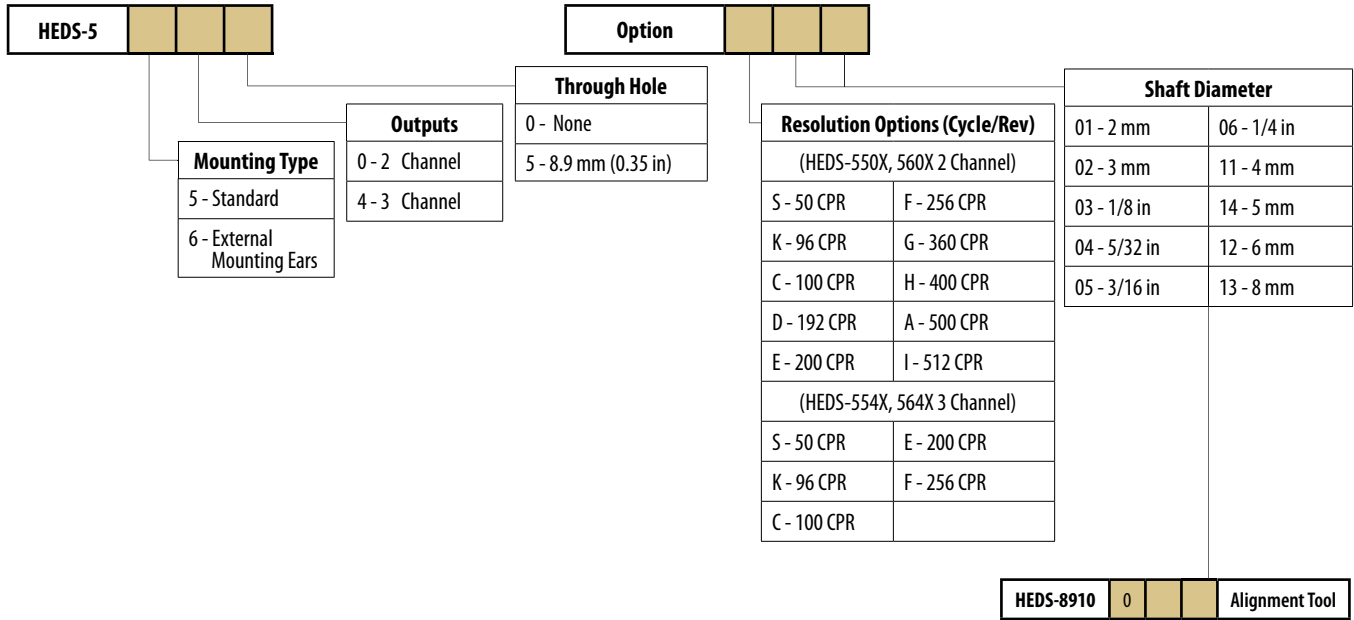
Mid-Sized Housed Encoders with Film Codewheels – HEDM-550x/560x series



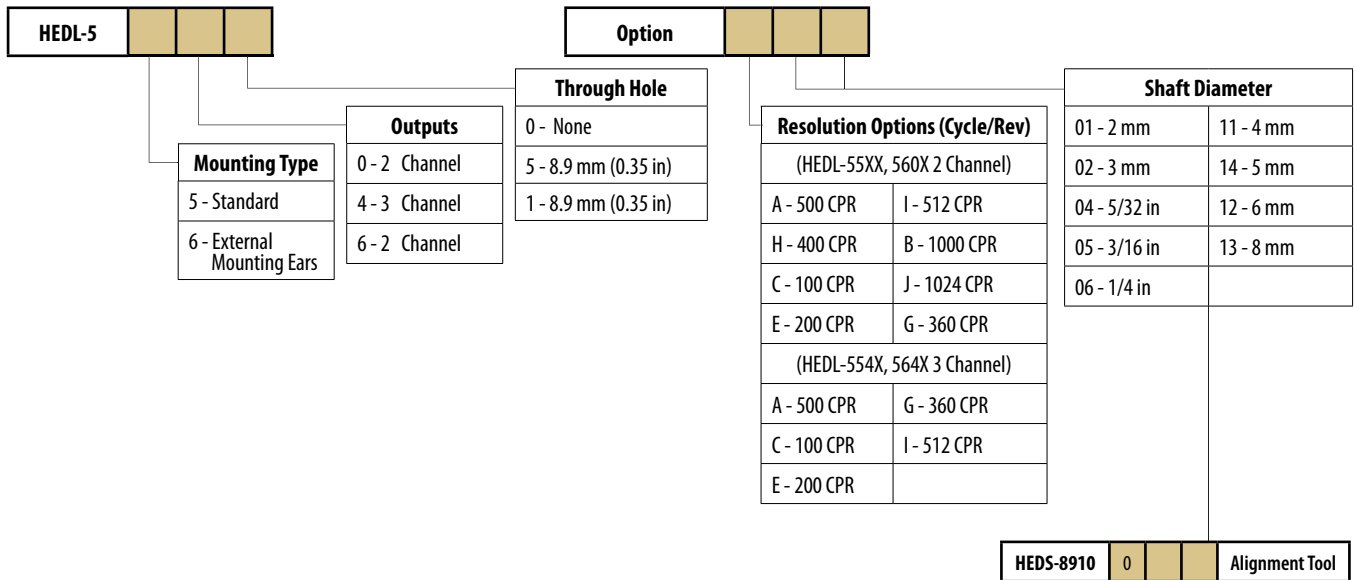
(Included with each order of HEDM-550x/560x two channel encoders and HEDM-554x three channel encoders)

Ordering Information

Mid-Sized Housed Encoders with Metal Codewheels – HEDS-550x/554x/564x Series



Mid-Sized Housed Encoders with Line Drivers – HEDL-5xxx series



Available Options

| Available Options | | | | | | | | | | | |
|-------------------|---|---------|----|----|----|----|----|----|----|----|----|
| Part Number | | Options | | | | | | | | | |
| | | 01 | 02 | 03 | 04 | 05 | 06 | 11 | 12 | 13 | 14 |
| HEDL-5540 | A | • | • | | | • | • | • | • | • | • |
| | C | | • | | | • | | | • | | |
| | E | | | | | | • | • | | | |
| | G | | | | | | | • | | | |
| | I | • | | | | | • | • | | • | |
| HEDL-5640 | A | | | | | | • | | • | • | |
| HEDL-5645 | A | | | | | | • | | | • | |
| | G | | | | | | • | | | | |
| HEDL-5500 | A | | • | | | | • | | | | |
| | E | | | | | | • | | | | |
| | G | | | | | • | | | • | | |
| | H | | | | | | • | | | | |
| | I | | | | • | | | | | | |
| HEDL-5505 | A | | | | | | • | | | | |
| | I | | | | | | | | | • | |
| HEDL-5560 | B | | • | | | | | • | | • | • |
| HEDL-5561 | J | | | | | | • | | | | • |
| HEDL-5600 | A | | | | | | • | | | | |
| | H | | | | | | • | | | | |
| HEDL-5605 | A | | | | | | • | | | | |
| | C | | | | | | | | | | • |
| HEDM-5500 | B | • | • | | | | • | • | • | • | • |
| | J | | • | | | | • | | • | • | • |
| HEDM-5505 | B | | | | • | | | | | | |
| | J | | | • | | | • | | | • | |
| HEDM-5540 | B | • | • | | | • | | • | | • | • |
| HEDM-5545 | B | | | | | | | | | • | |
| HEDM-5600 | B | | | | | | • | | | • | |
| | J | | | | | | • | | | | |
| HEDM-5605 | B | | | | | | • | | | • | |
| | J | | | | | | • | | | | |
| HEDS-5500 | A | • | • | • | • | • | • | • | • | | • |
| | C | • | • | • | • | • | • | • | • | • | • |
| | E | | • | | • | • | • | • | • | | • |
| | F | • | • | | • | • | • | • | • | | • |
| | G | | • | | | • | • | • | • | | • |
| | H | | | | | • | • | | • | | • |
| | I | • | • | • | • | • | • | • | • | • | • |
| | K | | | | • | • | • | • | • | | |
| S | | | | | | | | | | • | |

Available Options

| Available Options | | | | | | | | | | | |
|-------------------|---|---------|----|----|----|----|----|----|----|----|----|
| Part Number | | Options | | | | | | | | | |
| | | 01 | 02 | 03 | 04 | 05 | 06 | 11 | 12 | 13 | 14 |
| HEDS-5505 | A | | | | • | | • | | | • | • |
| | C | | | | • | | • | | • | | • |
| | E | | | | • | | • | | | | • |
| | F | | | | • | | • | | | | • |
| | G | | | | • | | • | | | | |
| | H | | | | | | • | | | | • |
| | I | | | | • | | • | | | • | |
| | K | | | | • | | | | | | |
| HEDS-5540 | A | • | • | • | • | • | • | • | • | • | • |
| | C | • | • | | | | • | • | • | • | • |
| | E | | | | | | • | • | • | | |
| | F | • | | | | | | • | | | • |
| | G | | | | | | • | | | | |
| | H | | | | | | • | | | | • |
| | I | • | • | | | | • | • | • | • | • |
| HEDS-5545 | A | | | | | | • | | • | | • |
| | C | | | | | | | | • | | |
| | H | | | | | | • | | | | • |
| | I | | | | | | • | | | | |
| HEDS-5600 | A | | | | | | • | | • | • | • |
| | C | | | | | | • | | • | | • |
| | E | | | | | | • | | | | |
| | G | | | | | | • | | | • | |
| | H | | | | | | • | | • | | |
| | I | • | | | | | | • | | | |
| HEDS-5605 | A | | | | | | • | | | • | |
| | C | | | | | | • | | | | |
| | E | | | | | | • | | | | |
| | F | | | | | | | | | • | |
| | G | | | | | | • | | | | |
| | H | | | | | | • | | | | • |
| | I | | | | | | • | | | | |
| HEDS-5640 | A | | | | | | • | | • | • | |
| | E | | | | | | • | | • | | |
| | F | | | | | | • | | | | |
| | H | | | | | | • | | | | |
| HEDS-5645 | A | | | | | | • | | • | • | |
| | C | | | | | | | | | • | |
| | E | | | | | | | | | • | |
| | F | | | | | | | | | • | |
| | G | | | | | | | | | • | |
| | H | | | | | | • | | • | | • |
| | I | | | | | | | | | • | |

Incremental Optical Encoders

Reflective Module

AEDR-83xx Series



Description

- New generation encoder
- SMT and leadless package, ideal for applications with critical space constraints
- More accurate real-time position indicator
- Single-channel and two-channel motion sensing at a very low cost
- Uses reflective technology to sense rotary or linear position
- Consists of an LED light source and a photodetector IC in a single package
- Provides either single channel or two channel square wave outputs in quadrature for count and direction information
- TTL-compatible outputs correspond to the alternating reflective/non-reflective patterns of the codewheel or codestrip
- High codewheel/strip gap tolerance & tolerant to angular misalignment

- Can be used over a range of codewheel and codestrip resolutions
- RoHS compliant
- Very low power consumption

Features

- Size: 5.12 mm (L) x 3.96 mm (W) x 1.63 mm (H)
- Resolutions of 36, 75, 150, 180 and 212 LPI
- 30 kHz, maximum operating frequency (60kHz for 212LPI)
- Rotary and linear motion sensing
- -20°C through 85°C absolute operating temperature
- One or two channel quadrature output for positioning and homing capabilities
- Single 5 V supply (3.3 V available for 212LPI)

For AEDR-8311:

- Suitable for indexing function
- -20°C to 85°C operating temperature

Applications

Ideal for high-volume applications:

- Printers
- Copiers
- Card readers
- Scanners
- Cameras
- Motor solutions
- Medical equipment
- Wafer handling machines
- Vending machines
- Low servo systems
- ATM machines
- Textile machines
- Industrial sewing machines
- Consumer product applications

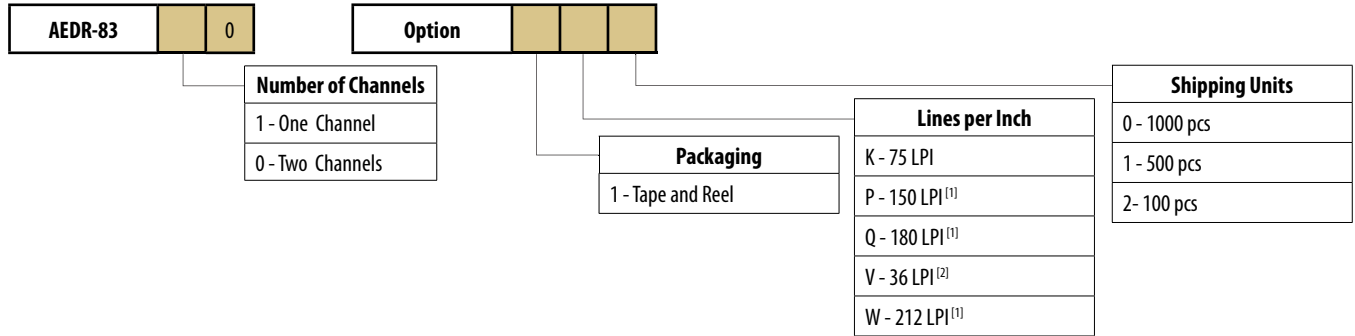
Package Dimensions

- Refer to product datasheet for package dimensions

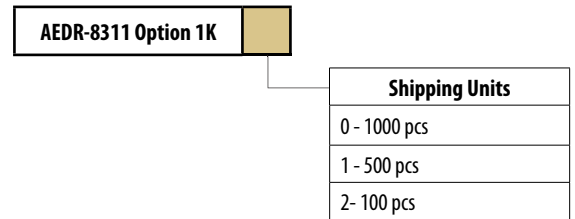
Note: Please contact sales/factory to confirm up to date option availability

Ordering Information

Pure Optical Leadless Array Optical Reflective Encoders – AEDR-8300



| Summary of Product Availability | | | | | |
|---------------------------------|-------------|-------------|--------------------|-----|-----|
| Resolution Options | One Channel | Two Channel | Packaging Quantity | | |
| | | | 1000 | 500 | 100 |
| 36LPI | • | NA | • | • | • |
| 75LPI | • | • | • | • | • |
| 150LPI | NA | • | • | • | • |
| 180LPI | NA | • | • | • | • |
| 212LPI | NA | • | • | • | • |



Note:


1. 150LPI, 180LPI and 212LPI resolutions are only available in two channel options.
2. 36LPI resolution is only available in one channel option.
3. Encoders are packed in tape quantities of 100, 500 or 1000 pieces.

4. Contact factory for matching codewheel unit or codewheel design.
5. Contact factory for higher resolution and 3 channel encoder solutions.

Incremental Optical Encoders

Reflective Module

AEDR-8320 Series



Description

- New generation encoder
- SMT and leadless package, ideal for applications with space constraints
- More accurate real-time position indicator
- Two-channel motion sensing at a very low cost
- Uses reflective technology to sense rotary or linear position
- Consist of an LED light source and a photodetector IC in a single package
- Can be used over a range of codewheel and codestrip resolutions
- Very low power consumption

Features

- Size: 6.50mm (L) x 4.20mm (W) x 1.69mm (H)
- Resolution: 180 LPI
- 30kHz, maximum operating frequency
- Rotary and linear motion sensing
- -10°C through 70°C absolute operating temperature
- Analog output
- As an example, 7840CPR can be achieved with interpolation factor of 16x where codewheel Rop is at 11mm
- Single 5V supply
- RoHS compliant

Applications

- Printers
- Copiers
- CD/DVD writers
- Card readers
- Pick and place machines
- Security cameras
- Motors
- XY table
- Housed encoders

Package Dimensions

- Refer to product datasheet for package dimensions

Note: Please contact sales/factory to confirm up to date option availability

Ordering Information

| AEDR-8320 Option | | | |
|------------------|-------------------|-----------------------|-----------------------|
| | | | |
| | Packaging | Lines per Inch | Shipping Units |
| | 1 - Tape and Reel | Q - 180 LPI | 0 - 1000 pcs |
| | | | 2- 100 pcs |


Note:

1. Encoders are packed in quantities of 1000 and 100 pieces.
2. Contact factory for matching codewheel unit or codewheel design.

Incremental Optical Encoders

Reflective Module

AEDR-8400 Series



Description

- Small optical encoder
- Houses an LED light source and a photo-detecting circuitry in a single package
- Offers two-channel quadrature digital outputs
- Outputs can be interfaced directly with most of the signal processing circuitries
- Provides great design in flexibility and easy integration into existing systems
- Very low power consumption

Features

- Size: 3.00 mm (L) x 3.28 mm (W) x 1.262 mm (H)
- Encoding resolution: 254 (lines/inch) or 10 (lines/mm)
- Reflective technology
- Surface mount leadless package
- -20°C to 85°C absolute operating temperature
- Rotary or linear motion sensing
- Two channel quadrature digital outputs for direction sensing
- TTL compatible output
- Single 2.8 V supply
- 15 KHz operating frequency
- Very low power consumption

Applications

Ideal for high volume applications:

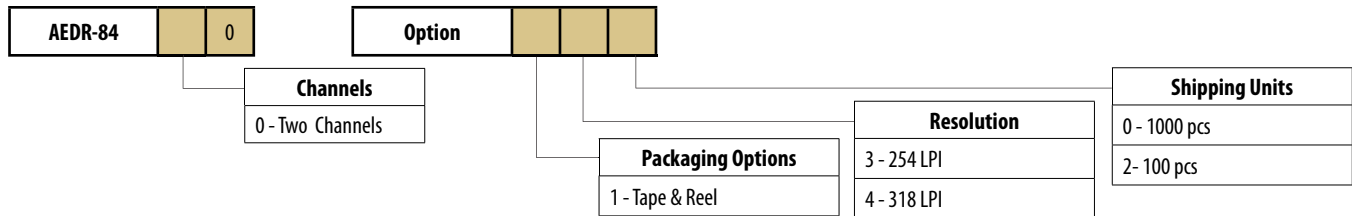
- Printers
- Copiers
- Card readers
- Scanners
- Digital Still Cameras
- Camcorders
- Camera Phones
- Projectors
- Consumer Product Applications

Package Dimensions

- Refer to product datasheet for package dimensions

Note: Please contact sales/factory to confirm up to date option availability


Ordering Information



Note:

1. Encoders are packed in quantities of 1000 and 100 pieces.
2. Contact factory for matching codewheel unit or codewheel design.
3. Contact factory for higher resolution and 3 channel encoder solutions.

Incremental Optical Encoders Reflective Module



AEDR-850x Series

Description

- Smallest 3 channel (A,B and I) optical reflective encoder with digital output
- Enable higher operating CPR. Example, if 1X is 1000CPR, then 2X(2000CPR) and 4X(4000 CPR)
- Enable high resolution encoding possibilities. Example, 1000 CPR @13.3mm Rop
- Fits into any application where small size and tight space is a concern
- TTL compatible
- RoHs Compliance

Features

- Surface mount leadless package
- 3.95 mm (L) x 3.4 mm (W) x 0.9562 mm (H)
- 3 channels; two channel quadrature digital outputs for direction sensing and a 3rd channel, Index digital output
- -20 to 85°C operating temperature
- + 5 Vdc Operating voltage
- Encoding resolution : 304 Line per Inch (LPI)
- Interpolation factor 1X, 2X and 4X built in; selectable via external pin-outs (SEL 2x & SEL 4X).

Applications

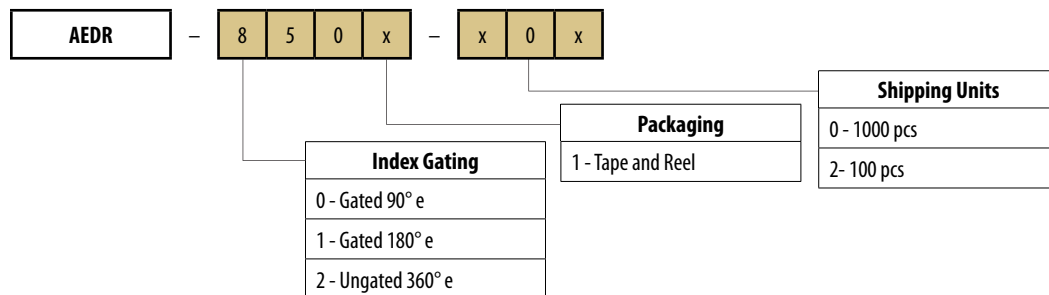
- Close Loop Stepper Motor
- Miniature motors
- Printers
- Copiers
- Card readers
- Scanners
- Projectors
- Portable Medical Equipment (i.e. Insulin Pump)
- Optometric Equipment

Package Dimensions

- Refer to product datasheet for package dimensions

Note: Please contact sales/factory to confirm up to date option availability

Ordering Information



Incremental Optical Encoders

Reflective Housed

HEDR-542x Series



Description

- High performance
- Cost-effective
- Two channels
- High reliability, high resolution and easy assembly
- Uses reflective technology to sense rotary position
- Consists of an LED light source and photodetector IC in a single SO-8 surface mount package
- HEDR-542X output - two square waves in quadrature
- Quick and easy motor mounting

Features

- Two channel quadrature output
- Quick and easy assembly
- Cost-effective
- Ideal for small motor systems
- Resolutions at 200 CPR
- 0°C to 85°C operating temperature
- Right angle connector available
- Hub available in either a set screw configuration or a press-fit/adhesive mount configuration
- External mounting ears available

Applications

- Wafer handling machines
- Vending machines
- Motor manufacturing applications

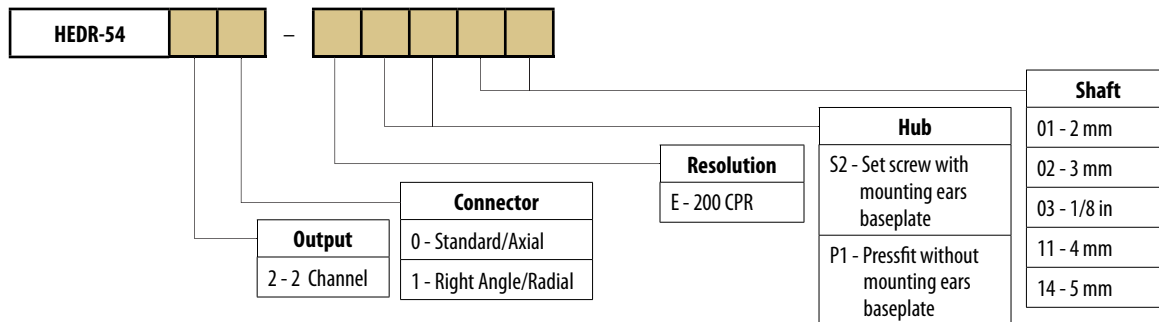
Package Dimensions

- Refer to product datasheet for package dimensions

Note: Please contact sales/factory to confirm up to date option availability

Ordering Information

Mid-Sized Housed Encoders – HEDR-54XX Series



Note: Pressfit options will only have 2 mm, 3 mm and 4 mm shaft sizes available.
For kit encoders, refer to factory.

| Available Options | | | | | |
|-------------------|---------|----|----|----|----|
| Part Number | Options | | | | |
| | 01 | 02 | 03 | 11 | 14 |
| HEDR-5420ES2 | • | • | • | • | • |
| HEDR-5421EP1 | | | | • | |

Incremental Optical Encoders

Reflective Housed

HRPG Series (Rotary Pulse Generators)



Description

- Family of miniature panel-mount optical encoders and digital potentiometers
- Can be mounted on a front panel and used as a rotary, data-entry device
- Multiple configuration options accommodate a variety of different applications
- Available options include: detents or smooth, multiple terminations, versatile mounting capabilities, and different shaft configurations
- Uses optical reflective technology
- Single IC detector circuit makes the part less sensitive to temperature and other environmental variations

Features

- Miniature size
- Smooth turning and detented options
- Multiple mounting bracket options
- Quadrature digital output
- Small footprint for versatile mounting
- TTL compatible output
- Up to 120CPR
- 5 V operation
- 0°C to 70°C operating temperature
- Up to 300RPM rotation speed

Applications

- Front panel instruments
- Audio/visual boards
- Other devices requiring digital output from a turning knob

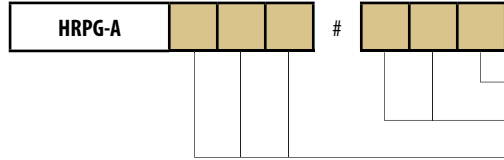
Package Dimensions

- Refer to product datasheet for package dimensions

Note: Please contact sales/factory to confirm up to date option availability

Ordering Information

Miniature Panel Mount Optical Encoders – HRPG Series



| Available Options | | | | |
|-------------------|----|---------|---|---|
| Part Number | | Options | | |
| | | C | F | R |
| HRPG-AD32 | 11 | • | | • |
| | 13 | • | • | • |
| | 14 | • | • | • |
| | 16 | • | • | • |
| | 17 | • | | |
| | 19 | | • | • |
| | 51 | • | • | |
| | 53 | • | • | • |
| | 54 | • | | • |
| | 56 | • | | • |
| | 57 | | • | |
| | 59 | • | • | • |
| HRPG-AS16 | 11 | | | • |
| | 14 | • | | |
| | 17 | | • | |
| | 51 | • | | |
| | 53 | | | • |
| 54 | | • | | |
| HRPG-AS32 | 11 | | | • |
| | 13 | | • | • |
| | 14 | • | | • |
| | 53 | • | | • |
| | 56 | • | • | |
| 59 | • | | | |
| HRPG-ASCA | 11 | • | • | • |
| | 13 | • | | • |
| | 14 | • | • | • |
| | 16 | • | • | • |
| | 17 | • | • | • |
| | 19 | • | • | • |
| | 51 | | | • |
| | 53 | • | • | |
| | 54 | • | • | • |
| | 56 | • | • | • |
| 57 | | • | | |
| 59 | • | • | | |
| HRPG-AD16 | 16 | • | • | • |
| | 51 | | | • |
| | 54 | | • | • |
| | 56 | • | • | |
| | 59 | | • | |

| Shaft Feel/Resolution |
|-----------------------|
| S16 - Smooth 16 CPR |
| D16 - Detented 16 CPR |
| S32 - Smooth 32 CPR |
| D32 - Detented 32 CPR |
| SCA - Smooth 120 CPR |

| Mechanical Configuration |
|--|
| 11 - 0.3 in. long, 0.25 in. dia. |
| 13 - 0.3 in. long, 0.25 in. dia. D-cut |
| 14 - 0.5 in. long, 0.25 in. dia. |
| 15 - 0.5 in. long, 0.25 in. dia. D-cut |
| 17 - 0.8 in. long, 0.25 in. dia. |
| 19 - 0.8 in. long, 0.25 in. dia. D-cut |
| 51 - 7.6 mm long, 6 mm dia. |
| 53 - 7.6 mm long, 6 mm dia. D-cut |
| 54 - 12.7 mm long, 6 mm dia. |
| 56 - 12.7 mm long, 6 mm dia. D-cut |
| 57 - 20.3 mm long, 6 mm dia. |
| 59 - 20.3 mm long, 6 mm dia. D-cut |

| Termination |
|--|
| F - Pins Front with Bracket |
| R - Pins Rear with Bracket |
| C - Cable Connector with Strain Relief |

Note: For kit encoders, refer to factory.

Incremental Magnetic Encoders

Magnetic Housed

AEAT-601B Series



Description

- Miniature package
- Ideal for space constraint applications
- Non-contact magnetic sensing technology
- Specifically designed to serve the industrial market with wide temperature ranges and requiring high accuracy
- Easy assemble process

Features

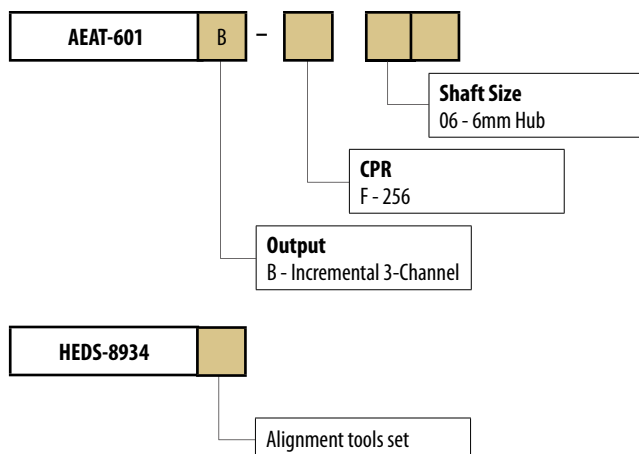
- 23mm diameter X 19mm height package
- Resolution ranges of up to 256 CPR
- Quadrature A, B and Index output (I)
- Wide operating temperature range from -40°C through 125°C
- Single +5V supply
- Bare wires output
- RoHS compliant
- Fit standard 6 mm customer solid shaft

Applications

- Stepper motor feedback
- Textiles
- Rotary positional feedback

Note: Please contact sales/factory to confirm up to date option availability

Ordering Information



*Note: Contact factory for customized PCB level solution or other CPR options of 32, 64, 128 or 1024CPR.

Absolute Optical Encoders

Transmissive Module



AEAT-7000 Series (Single-Turn Module)

Description

- 13-bit absolute encoder module
- Feedback device which generates a unique binary 'word' for each encoder shaft position
- Encoder design provides positional information instantly upon power up, unlike incremental encoders that require codewheel movement to obtain such information
- Ideal for space-constrained applications
- Easy alignment and installation
- Contains 13 signal photodiode channels and 1 monitor photodiode channel - each accompanied by precision amplifiers and additional circuitry
- The integrated chip, together with a highly collimated light source and precision codewheel, outputs up to 13 bits of positional information to the user via a serial synchronous interface

Features

- Miniature size, consists of 2 components only
- -40°C to 85°C standard operating temperature
- Quick and easy assembly
- Cost effective
- 11 digital tracks plus 2 sin/cos tracks to generate precise 13 bit gray code
- Ultra-fast, 1 μ s cycle for serial data output word equals 16 MHz
- On-chip interpolation and code correction to compensate for mounting tolerance
- Internally built-in monitor track for tracking the light level

Applications

- Semiconductor automation machines
- Industrial sewing machine
- Robotics
- Automotive (body plant robot cells for assembly and welding)
- Machine tools

Package Dimensions

- Refer to product datasheet for package dimensions

Note: Please contact sales/factory to confirm up to date option availability

Ordering Information

| Standard Single-Turn Encoder Module |
|--|
| 1. AEAT-7000-1GSD0 (13-bit resolution) |

Note: Contact factory for higher resolution absolute encoder solutions.

Absolute Magnetic Encoders

Magnetic Housed

AEAT-60xx Series (Single-Turn Housed)



Description

- 10 & 12 bit absolute encoder module
- Feedback device which generates a unique binary "word" for each encoder shaft position
- Encoder design provides positional information instantly upon power-up, unlike incremental encoders that require codewheel movement to obtain such information
- Plug and play features eliminates the need for multiple alignment adjustment, making installation very simple

Features

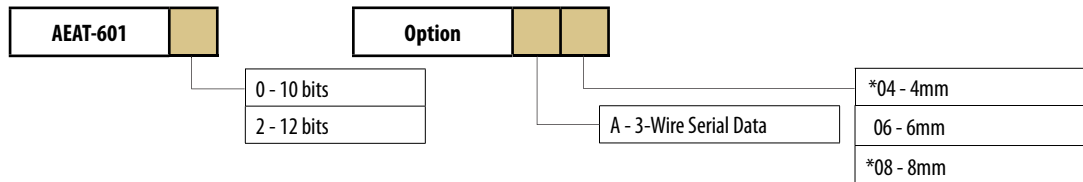
- 10 or 12 bits resolution
- Contactless sensing technologies
- Wide temperature range from -40° to 125°C
- Absolute angular position detection
- Serial Interface output for absolute position data (binary format)
- Code monotony error = ± 1 LSB
- Single 5V supply
- Easy assembly, no signal adjustment required
- RoHS compliant

Applications

- Flow meter
- Angular detection
- Knob control
- Rotary encoder

Note: Please contact sales/factory to confirm up to date option availability


Ordering Information



*Note: Contact factory for these shaft size options.

Absolute Optical Encoders Transmissive Module

AEAT-9000 Series



Description

- AEAT-9000 series are high resolution single turn optical absolute encoders
- The 17-bit AEAT-9000 encoder code disc consists of 13 pairs of differential absolute tracks and 2 pairs of sinusoidal tracks to perform 4 bits interpolation
- The encoder incorporates photo detectors for electrical alignment on the radial and tilt
- AEAT-9000 also comes with 2 channel incremental output with the basic of 2048 counts per rotation

Features

- 17-bit absolute single turn output (131072 absolute positions over 360°)
- 2 channel true differential Sine/ Cosine outputs with 2048 cycles per revolution
- 2048 CPR A/B channel incremental analog output
- Interface output will be SSI (2 wire SSI/3 wire SSI) with RS485 line transceiver or single ended option
- On-chip interpolation and code correction compensate for mounting tolerance
- Electrical alignment output for tilt and locate

Applications

- Rotary applications up to 17 bits/360° absolute position
- Integration into servo motors
- Industrial and maritime valve control
- High precision test and measurement machines
- Industrial and factory automation equipments
- Textile, woodworking & packaging machineries
- Nacelle & blades control in wind turbine

Package Dimensions

- Refer to product datasheet for package dimensions

Note: Please contact sales/factory to confirm up to date option availability


Ordering Information

| Part Number | Description |
|------------------------|---|
| AEAT-9000-1GSH0 | Module only, with line transceiver and OpAmp |
| AEAT-9000-1GSH1 | Module only, without line transceiver and OpAmp |
| HEDS-8949 | Alignment Kit |
| HEDG-9000-H13 | Code wheel with hub |
| HEDG-9000-H14 | Code wheel without hub |

Absolute Optical Encoders

Transmissive Module

AEAT-84AD/AEAT-86AD Series (Multi-Turn Module)



Description

- Optoelectronic-mechanical unit
- Provides multiturn capabilities when used with the AEAT-7000 single-turn absolute encoder
- When used together with AEAT-7000 or AEAT-6010/6012, the designer gains a complete multiturn absolute encoder with a total resolution of up to 31 bits (contact factory for OEM integrated solution with up to 17-bit single-turn and 14-bit multi-turn)
- Enables the designer to count the number of rotations that the motor shaft has gone through
- Ideal for space constrained applications
- The plug and play feature eliminates the need for multiple alignment adjustments, making installation very simple
- Consists of an IR-LED circuit board, a phototransistor (PT) circuit board, and either 6 (12 bits) or 7 (14 bits) code wheels, arranged in between the PCBs. This construction enables AEAx-8xAD to provide absolute multiturn positioning information without battery backup

Features

- 12-bit and 14-bit resolution within small form factor
- -40°C to 125°C maximum operating temperature
- Gearing system can tolerate up to 12,000 rpm of speed, making it ideal for fast spinning applications like servo motors
- Integrator chip (built-in option available – AEAT-86AD)

Applications

- Robotics
- Machine tools
- Industrial sewing machines
- Semiconductor automation machines
- Packaging machines

Package Dimensions

- Refer to product datasheet for package dimensions

Note: Please contact sales/factory to confirm up to date option availability

Ordering Information

| Standard Multiturn Encoder Module |
|--|
| 1. AEAT-84AD-LBSCO (12-bit, high temp) |
| 2. AEAT-84AD-LBSFO (14-bit, high temp) |

| Integrated Multiturn Encoder Module |
|---|
| 1. AEAT-86AD-LASCO (12-bit, high temp, binary code) |
| 2. AEAT-86AD-LASF0 (14-bit, high temp, binary code) |
| 3. AEAT-86AD-LCSCO (12-bit, high temp, Gray code) |
| 4. AEAT-86AD-LCSFO (14-bit, high temp, Gray code) |

Integrated Circuits

Decoder

HCTL-2001/2017/2021 Series



Description

- CMOS ICs that performs the quadrature decoder, counter, and bus interface function
- Improve system performance in digital closed loop motion control systems and digital data input systems
- Consist of a quadrature decoder logic, a binary up/down state counter, and an 8-bit bus interface
- Allows reliable operation in noisy environments
- HCTL-2001 contains a 12-bit counter
- HCTL-2017/2021 contains a 16-bit counter and provides TLL/CMOS compatible tri-state output buffers
- Operation is specified for a temperature range from -40°C to 85°C at clock frequencies up to 14MHz

Features

- Interfaces encoder to microprocessor
- 14 MHz clock operation
- High noise immunity: Schmitt Trigger Inputs and digital noise filter
- 16-bit binary up/down counter
- Latched outputs
- 8-bit tri-state interface
- 8, 12 or 16-bit operating modes
- Quadrature decoder output signals, up/down and count
- Cascade output signals, up/down and count
- Substantially reduced system software
- 5V operation (VDD-VSS)
- TTL/CMOS compatible I/O
- Operating temperature: -40°C to 85°C
- 16-Pin PDIP, 20-Pin PDIP, 20-Pin PLCC

Applications

- Interface quadrature incremental encoders to microprocessors
- Interface digital potentiometers to digital data input buses

Package Dimensions

- Refer to product datasheet for package dimensions

Note: Please contact sales/factory to confirm up to date option availability

Ordering Information

| Part Number | Description | Package |
|----------------------|---|---------|
| HCTL-2001-A00 | 14 MHz clock operation. 12-bit counter. | PDIP-16 |
| HCTL-2017-A00 | 14 MHz clock operation. 16-bit counter. | PDIP-16 |
| HCTL-2017-PLC | 14 MHz clock operation. 16-bit counter. | PLCC-20 |
| HCTL-2021-A00 | 14 MHz clock operation. 16-bit counter. Quadrature decoder output signals. Cascade output signals. | PDIP-20 |
| HCTL-2021-PLC | 14 MHz clock operation. 16-bit counter. Quadrature decoder output signals. Cascade output signals. | PLCC-20 |

Integrated Circuits

Decoder

HCTL-2022/2032 Series



Description

- CMOS ICs that perform quadrature decoding, bus interfacing and counter functions
- Designed to improve system performance in digital, closed-loop motion control systems and digital data input systems. ICs interface the encoder to the microprocessor
- HCTL-2022 comes in a 20-pin PDIP (Plastic Dual In-Line Package)
- HCTL-2032 comes in a 32-pin PDIP
- HCTL-2032-SC comes in a 32-pin SOIC
- HCTL-2032/2032-SC are not pin-to-pin compatible with the HCTL-2000 series, but it is backward compatible in terms of functionality with some added enhancements
- HCTL-2032 IC supports single or dual-axis support. Cost savings realized due to decrease in on-board components
- HCTL-2022 is similar to the HCTL-2032 with only single-axis control
- Large counter allows the IC to operate without the support of extra memory, further reducing the number of supporting components needed on board and decreasing cost
- Features allow deeper penetration into the industrial automation market, such as the servo motor market

- Key advantages over competitors:
 - HCTL-2022/2032 operates at a wider range of temperatures, making it suitable for deeper penetration into the industrial automation market
 - Cascaded output signals allow design flexibility
 - A 32-bit counter size allows the product to operate without the need of external counters, reducing the component count on the PCB and therefore cost
- Higher frequencies let the HCTL-2022/2032 operate with a wider range of encoders
- Latched output, allowing stable output to microcontroller
- 8, 16, 24, or 32-bit operating modes
- Cascade-able output signals, up/down and count, trigger an external decoder or counter in case of an underflow/overflow situation
- Substantially reduced system software
- Comes with hardware built-in counters. Generally no external counters are required

Features

- Operates up to 33 MHz
- 32-bit binary up/down counter
- -40°C to 100°C operating temperature
- Programmable count modes (1x, 2x or 4x)
- Index channel support provides the ability to reset latched output when necessary
- High noise immunity. The Schmitt Trigger Input and Digital Noise Filter rejects noise on incoming quadrature signals

Applications

- Machine tools
- Servo motors
- Sewing machines
- Robotics
- Measurement equipment
- Printers and printing machines
- Automobile service equipment

Package Dimensions

- Refer to product datasheet for package dimensions

Note: Please contact sales/factory to confirm up to date option availability


Ordering Information



| | | |
|----|-------|-----------------------|
| 32 | SC | 32-SOIC Package |
| 22 | Blank | 20-PDIP Package |
| 32 | SCT | 32-SOIC Tape and Reel |

Integrated Circuits

Absolute (with Incremental Options) Magnetic Encoder



AEAT-6600-T16

Description

- AEAT-6600 angular magnetic encoder IC is a contact less magnetic rotary encoder for accurate angular measurement over a full turn of 360 degrees.
- It is a system-on-chip, combining integrated Hall elements, analog front end and digital signal processing in a single device.
- Absolute 10-bits to 16-bits resolution
- Incremental output resolutions 8 CPR to 1024 CPR

Features

- Absolute encoder – Programmable 10, 12, 14 to 16 bits of resolution
- Support Incremental – Programmable from 8 CPR up to 1024 CPR
- 5 V or 3.3 V operation
- 3-wire or 2-wire SSI interface mode for absolute output
- Incremental ABI or UVW, and PWM output modes
- User-programmable zero position, direction & index pulse width
- Power-down mode to reduce current consumption

Applications


- Contactless rotary position sensing
- Robotics
- Motor feedback
- Valve controls
- Front panel rotary switches
- Joystick position sensor

Package Dimensions

- Refer to product datasheet for package dimensions

Note: Please contact sales/factory to confirm up to date option availability

Ordering Information



| |
|------------------------|
| Programming Kit |
| HEDS-8937 |

Integrated Circuits

Line Driver

AEIC-7272/AEIC-7273/AEIC-2631 Series



Description

- Designed to meet industrial standards for encoder applications, including industrial standard line driver packaging (SOIC package), support RS422A, high temp operating range and support up to 30V operating voltage.
- Come with the current limiting and thermal shutdown features and assures highly reliable operation in harsh environments.
- Optimal solutions for the industrial encoder interface, sensor interface, PLC controllers and servo

Features

- Supply Voltage Range
4.75 V – 30 V (AEIC-2631),
3.5V – 30V (AEIC-7272/7273)
- Operation to 800 KHz
- CMOS and TTL compatible inputs
- Support RS422A
- High impedance buffered inputs with hysteresis
- Outputs short circuit protected
- Outputs Protected by Thermal Shut-Down

Applications

- Industrial encoder interfacing
- Industrial sensor interfacing
- Proximity switches
- Industrial controllers PLC
- Light barriers
- MR sensor systems

Package Dimensions

- Refer to product datasheet for package dimensions

Note: Please contact sales/factory to confirm up to date option availability

Ordering Information

| Part Number | Description | Package |
|---------------|------------------------------------|---------|
| AEIC-7272-S16 | Quad Differential, Tristate output | SOIC-16 |
| AEIC-7273-S16 | Quad Differential, open collector | SOIC-16 |
| AEIC-2631-S16 | Quad Differential | SOIC-16 |

Codewheels

Transmissive



HEDS-51x0/61x0, HEDG-512x/612x, HEDM-512x/61xx Series

Description

- Wide range of codewheels for use with HEDS-90XX/91XX series encoder modules
- Designed for many environments, applications and budgets
- Available in glass, film and metal
- Resolutions from 96 to 1024 CPR on an 11-mm optical radius, and 500 to 2048 CPR on a 23.36-mm optical radius
- Each of the three codewheel materials offers certain advantages

HEDS-51X0/61X0 Series

- Metal codewheels are the most versatile
- Temperature rating up to 100°C
- HEDS-51X0 offers resolution up to 512 CPR
- HEDS-61X0 offers resolution from 500 to 1024 CPR
- 2 and 3 channels output

HEDM-504X/512X/61XX Series

- Film codewheels offer higher resolution
- HEDM-504x offers resolution of 1000 CPR
- HEDM-512X offers resolutions of 1000 and 1024 CPR
- HEDM-61XX offers 2000 and 2048 CPR
- 70°C operating temperature
- 2 and 3 channels output

HEDG-512X/612X Series

- Glass codewheels combine the best of film and metal
- Operating temperature 100°C
- HEDG-512X offers resolution of 1000 and 1024 CPR
- HEDG-612X offers resolution of 2000 and 2048 CPR

Features

- Codewheels available in glass, film and metal
- Available in two standard diameters (11 mm and 23.36 mm optical radius)
- Cost effective
- For use with HEDS-90XX/91XX series two and three channel encoders

Applications

- Printers
- Plotters
- Tape drivers
- Industry automation equipment
- Factory automation equipment

Note: Please contact sales/factory to confirm up to date option availability

Reflective

Customized. Consult factory for these special parts.

Ordering Information

Metal Codewheels

HEDS-9100 Option modules

| | | |
|--|---|---|
| | 0 | 0 |
|--|---|---|

HEDS-5120 Option codewheels

| | | |
|--|--|--|
| | | |
|--|--|--|

**Rop = 11 mm,
2 Channels**

Assembly Tools

| | |
|--------------------------------|----------------------------------|
| Centering HEDS-8905 | Gap-Setting HEDS-8901 |
|--------------------------------|----------------------------------|

| | | 01 | 02 | 03 | 04 | 05 | 06 | 08 | 09 | 10 | 11 | 12 | 13 | 14 | |
|------------------|----------|----|----|----|----|----|----|----|----|----|----|----|----|----|---|
| HEDS-5120 | A | • | • | • | • | • | | | | | • | • | | • | |
| | C | | • | | | | • | | | | • | • | • | • | |
| | D | | | | | • | | | | | | | | | |
| | E | | | | | | • | | | | | • | | | |
| | F | | | | | • | | | | | | | | | |
| | G | • | • | | | • | • | | | | | • | | • | |
| | H | • | | | | • | • | | | | • | • | • | • | |
| | I | • | | • | | • | | | | | • | • | • | | |
| | K | • | | | | | | | | | | | | | • |

| | | Resolution (Cycles/Rev) | |
|--|--|------------------------------------|--|
| | | K - 96 CPR | |
| | | C - 100 CPR | |
| | | D - 192 CPR | |
| | | E - 200 CPR | |
| | | F - 256 CPR | |
| | | G - 360 CPR | |
| | | H - 400 CPR | |
| | | A - 500 CPR | |
| | | I - 512 CPR | |

| | | Shaft Diameter |
|--|--|-----------------------|
| | | 01 - 2 mm |
| | | 02 - 3 mm |
| | | 03 - 1/8 in. |
| | | 04 - 5/32 in. |
| | | 05 - 3/16 in. |
| | | 06 - 1/4 in. |
| | | 11 - 4 mm |
| | | 14 - 5 mm |
| | | 12 - 6 mm |
| | | 13 - 8 mm |

HEDS-9140 Option modules

| | | |
|--|---|---|
| | 0 | 0 |
|--|---|---|

HEDS-5140 Option codewheels

| | | |
|--|--|--|
| | | |
|--|--|--|

**Rop = 11 mm,
3 Channels**

Assembly Tools

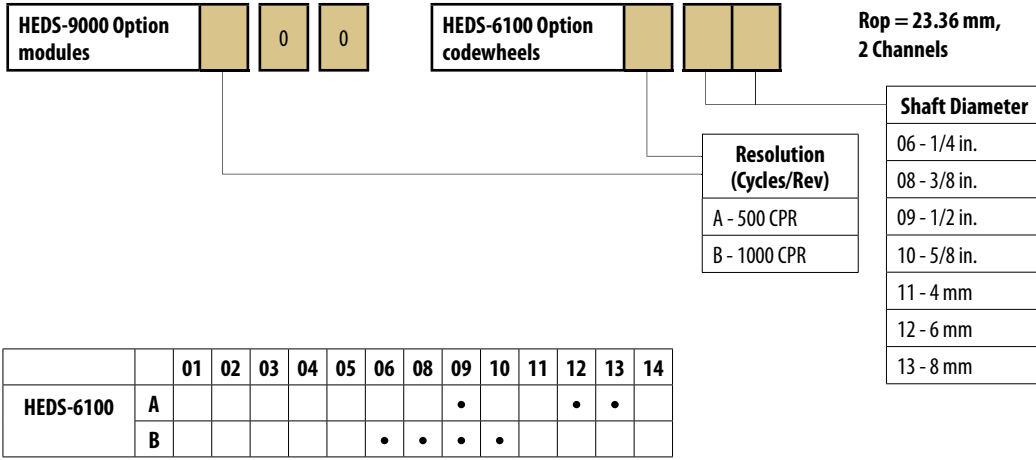
| | |
|--------------------------------|----------------------------------|
| Centering HEDS-8905 | Gap-Setting HEDS-8905 |
|--------------------------------|----------------------------------|

| | | 01 | 02 | 03 | 04 | 05 | 06 | 08 | 09 | 10 | 11 | 12 | 13 | 14 |
|------------------|----------|----|----|----|----|----|----|----|----|----|----|----|----|----|
| HEDS-5140 | A | | • | | • | • | • | | | | • | • | • | • |
| | C | | | | • | | • | | | | | • | • | |
| | E | | | | | | • | | | | • | • | | • |
| | F | | | | • | | | | | | | • | | • |
| | G | | | | | | • | | | | | • | | • |
| | I | • | | | • | | • | | | | • | • | • | • |
| | H | | | | | | • | | | | | | | • |

| | | Resolution (Cycles/Rev) | |
|--|--|------------------------------------|--|
| | | C - 100 CPR | |
| | | E - 200 CPR | |
| | | F - 256 CPR | |
| | | G - 360 CPR | |
| | | A - 500 CPR | |
| | | I - 512 CPR | |

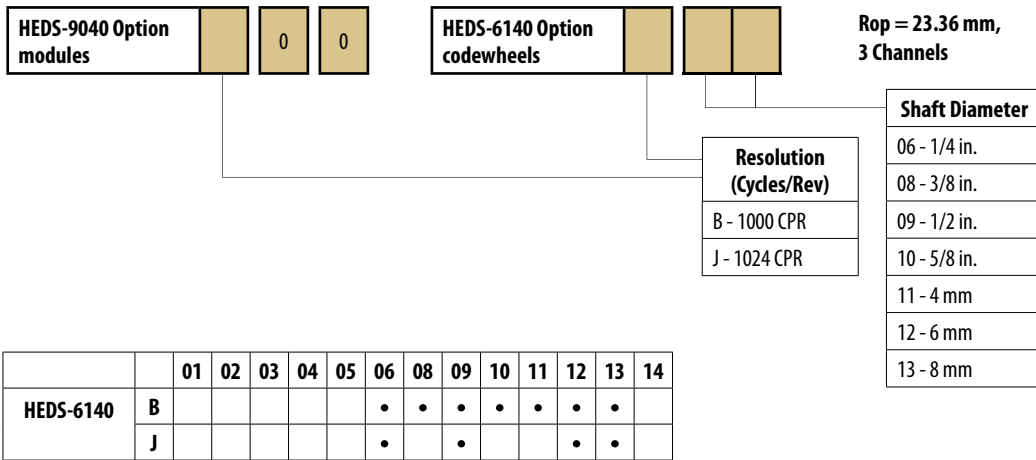
| | | Shaft Diameter |
|--|--|-----------------------|
| | | 02 - 3 mm |
| | | 03 - 1/8 in. |
| | | 04 - 5/32 in. |
| | | 05 - 3/16 in. |
| | | 06 - 1/4 in. |
| | | 11 - 4 mm |
| | | 14 - 5 mm |
| | | 12 - 6 mm |
| | | 13 - 8 mm |

Ordering Information



Assembly Tools

| | |
|-------------------------------|---------------------------------|
| Centering HEDS-8906 | Gap-Setting HEDS-8901 |
|-------------------------------|---------------------------------|



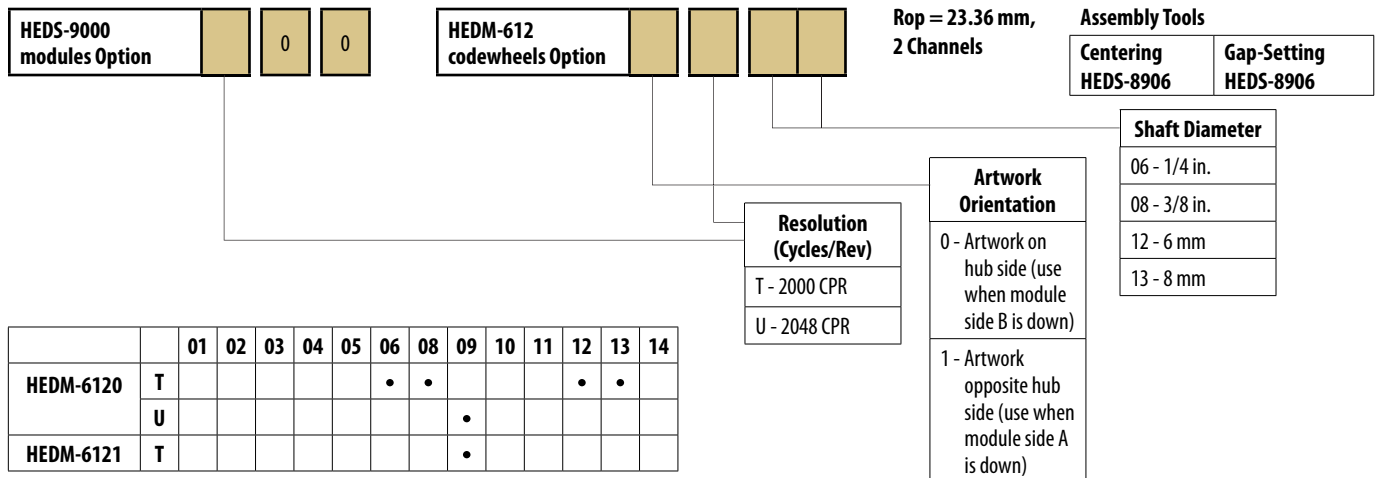
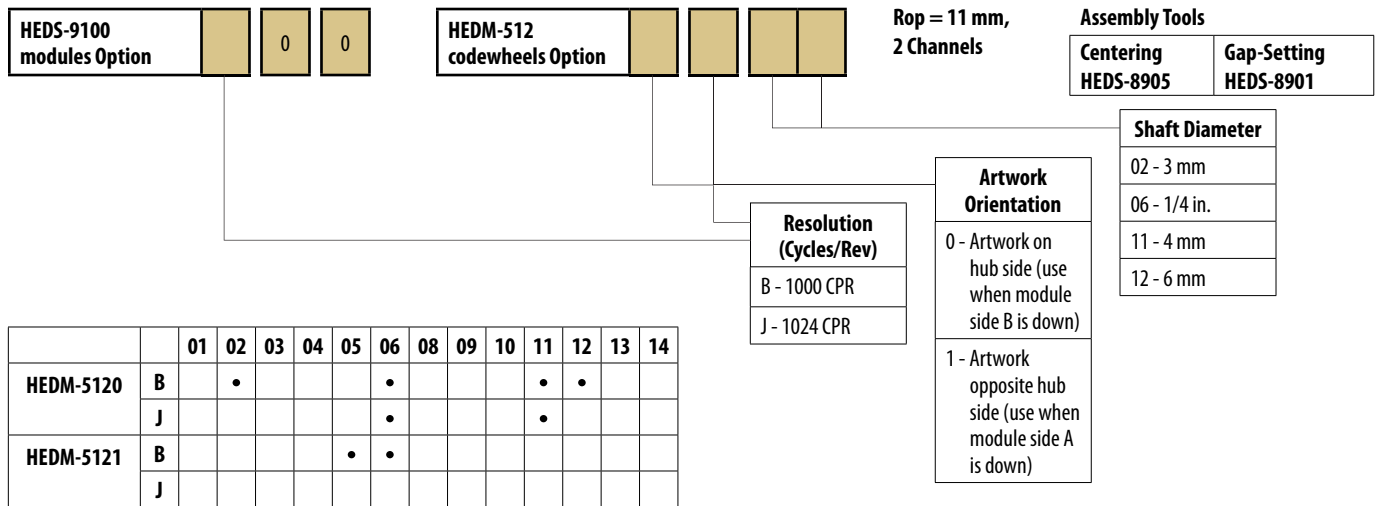
Assembly Tools

| | |
|-------------------------------|---------------------------------|
| Centering HEDS-8906 | Gap-Setting HEDS-8906 |
|-------------------------------|---------------------------------|

Note: For the lower resolution, two channel encoders, (11 mm ≤ 512 CPR; 23.36 mm ≤ 1024 CPR) the centering tool and gap-setting shim are not necessary, but sometimes helpful in an assembly process.

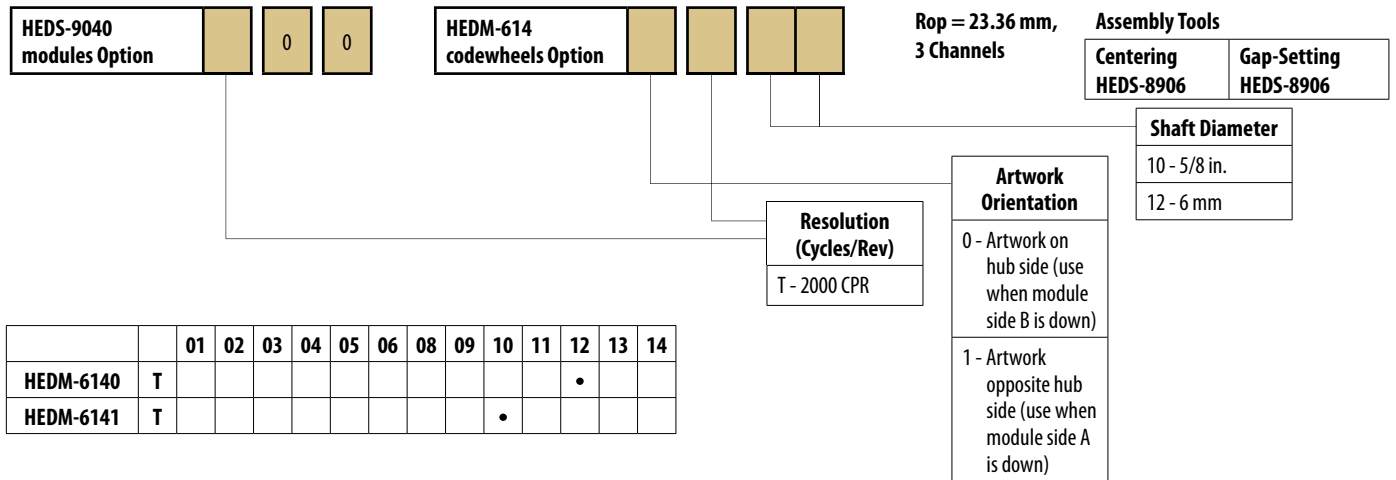
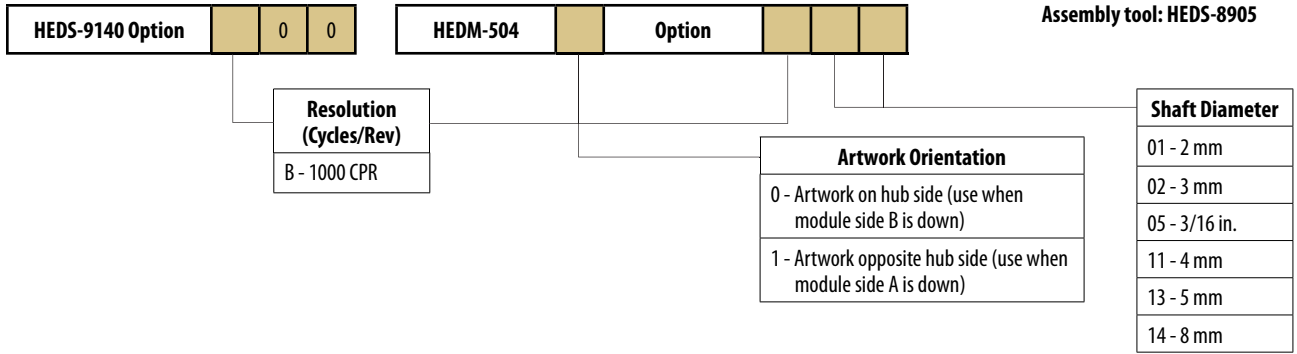
Ordering Information

Film Codewheels



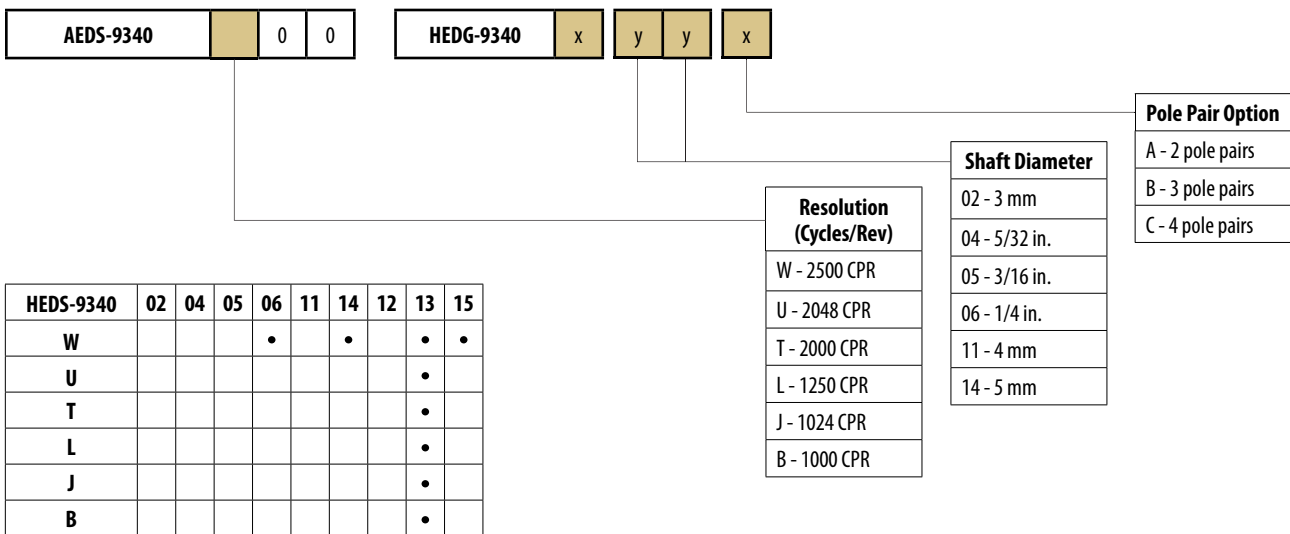
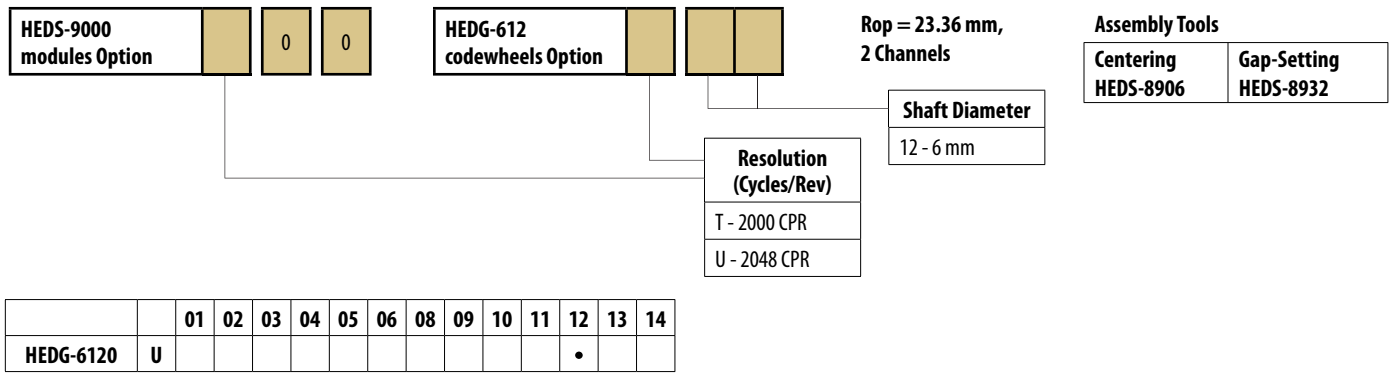
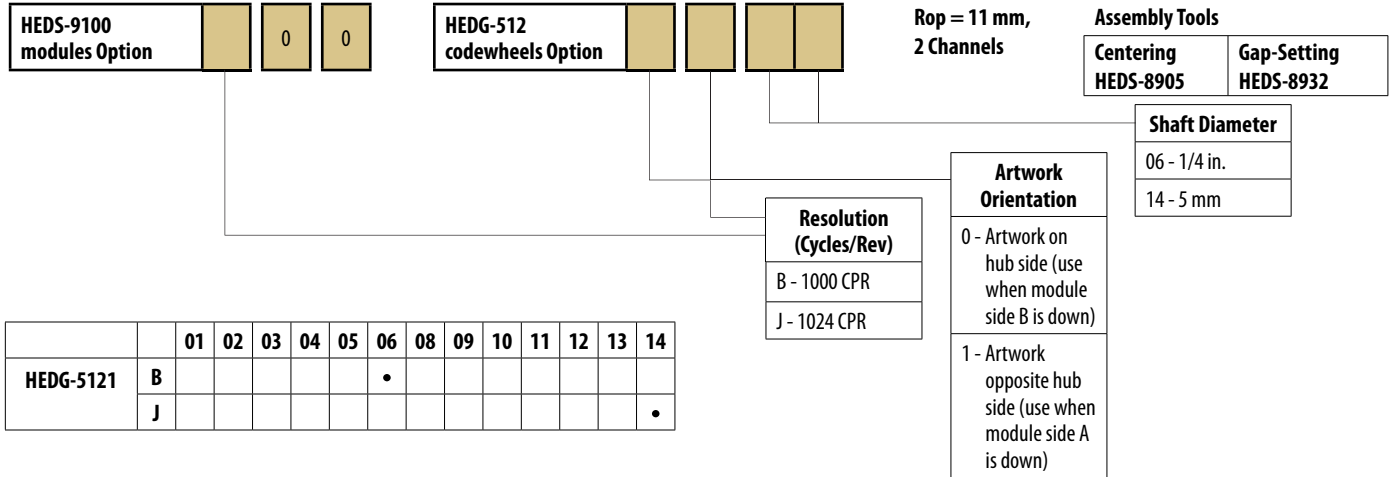
Ordering Information

Three Channel Encoder Modules and Codewheels, 11.000 Optical Radius



Ordering Information

Glass Codewheels



Customized Solutions

Avago Technologies can provide you with the right solution for your applications. If you don't see the exact encoder you need, visit our website and use our "Request Customization" form to tell us exactly what you need.

Our technical experts will contact you shortly to discuss your requirements.

Applications Reference

| Incremental Optical Encoders | | | | | |
|-------------------------------|---|---|--|---|---|
| Transmissive Modules | | | | | |
| |  |  |  |  |  |
| Products | HEDS-9xxx | HEDS-97xx | AEDS-96xx | AEDA-3xxx | AEDx-9140 |
| Office Automation | | | | | |
| Printers/All-in-One Machines | • | • | • | | • |
| Copiers | • | • | • | | • |
| Tape Drives | • | • | • | | • |
| Plotters | • | • | • | | • |
| Scanners | | • | • | | |
| CD/DVD Writers | | | | | |
| Fax Machines | | • | • | | |
| Consumer | | | | | |
| Card Readers | • | • | • | | |
| Appliance Front Panels | | | | | |
| Camera Phones | | | | | |
| Set-top Boxes | | | | | |
| TV Projectors | | | | | |
| Industrial Automation | | | | | |
| Wafer Handling Machines | • | • | • | • | • |
| Industrial Sewing Machines | • | | • | • | • |
| Robotics | • | | | • | • |
| CAD/CAM Dial Boxes | | | | | |
| Wire Bonders | | | | • | |
| Vending Machines | | • | • | • | • |
| Seat Control and Alignment | • | | | | • |
| Industrial Fans | | | | • | |
| A/C Ventilation Blades | | | | • | |
| Tool Changer (Machine Tools) | | • | | • | • |
| Robotics (Automotive) | | | | • | |
| Dispensing Pump | | • | | | |
| Elevator | • | | | | |
| Pump & Valve | | | | | |
| Medical | | | | | |
| Blood Analyzers | • | • | • | • | • |
| Lab Sample Handling Equip. | | | | • | |
| Surgical Robotics | | | | • | |
| CAT Scan Machines | | | | • | |
| Sport & Healthcare Equipments | | | | | |
| Motor Manufacturers | | | | | |
| Elevators | • | | • | | • |
| Instrumentation | | | | | |
| Audio Video | | | | | |
| Front Panel Combo Knobs | | | | | |
| Other | | | | | |
| ATM Machines | | • | • | | • |

Applications Reference

| Incremental Optical Encoders | | | | |
|---|---|--|---|-----------|
| Transmissive Modules | | Transmissive Housed | | |
|  |  |  |  | |
| Products | AEDS-9240 | AEDx-9340 | AEDx-8xxx | HEDx-5xxx |
| Office Automation | | | | |
| Printers/All-in-One Machines | | | | |
| Copiers | | | | • |
| Tape Drives | | | | |
| Plotters | | | | • |
| Scanners | | • | | |
| CD/DVD Writers | | | | |
| Fax Machines | | | | |
| Consumer | | | | |
| Card Readers | | | | |
| Appliance Front Panels | | | | |
| Camera Phones | | | | |
| Set-top Boxes | | | | |
| TV Projectors | | | | |
| Industrial Automation | | | | |
| Wafer Handling Machines | | • | | • |
| Industrial Sewing Machines | | • | | • |
| Robotics | | • | | • |
| CAD/CAM Dial Boxes | | | | • |
| Wire Bonders | | | | • |
| Vending Machines | | | | • |
| Seat Control and Alignment | | | | • |
| Industrial Fans | | • | | • |
| A/C Ventilation Blades | | | | |
| Tool Changer (Machine Tools) | | • | | |
| Robotics (Automotive) | | • | | |
| Dispensing Pump | | | | |
| Elevator | | • | | |
| Pump & Valve | | | | |
| Medical | | | | |
| Blood Analyzers | | | | • |
| Lab Sample Handling Equip. | | | | |
| Surgical Robotics | | | | • |
| CAT Scan Machines | | | | |
| Sport & Healthcare Equipments | | • | | • |
| Motor Manufacturers | | | | |
| Elevators | | • | | • |
| Instrumentation | | | | |
| Audio Video | | | | |
| Front Panel Combo Knobs | | | | |
| Other | | | | |
| ATM Machines | | | | |

Applications Reference

| Incremental Optical Encoders | | | | | | |
|-------------------------------|---|---|---|--|---|---|
| Reflective Modules | | | | | Reflective Housed | |
| | | | | | Rotary Pulse Generators | |
| |  |  |  |  |  |  |
| Products | AEDR-83xx | AEDR-8320 | AEDR-8400 | AEDR-850x | HEDR-542x | HRPG-Axxx |
| Office Automation | | | | | | |
| Printers/All-in-One Machines | • | • | • | • | | |
| Copiers | • | • | • | • | | • |
| Tape Drives | • | | • | • | | |
| Plotters | • | • | • | • | • | • |
| Scanners | • | | • | • | | |
| CD/DVD Writers | • | | • | • | | |
| Fax Machines | • | • | • | • | | |
| Industrial Automation | | | | | | |
| Wafer Handling Machines | | | | | | |
| Industrial Sewing Machines | • | • | • | • | | |
| Robotics | | | | | • | |
| CAD/CAM Dial Boxes | | | | | | |
| Wire Bonders | | | | | | |
| Vending Machines | • | • | • | • | • | |
| Seat Control and Alignment | • | • | • | • | | |
| Industrial Fans | • | • | • | • | • | |
| A/C Ventilation Blades | • | • | • | • | • | |
| Tool Changer (Machine Tools) | | | | | | |
| Robotics (Automotive) | | | | | | |
| Dispensing Pump | | | | | | |
| Elevator | | | | | | |
| Pump & Valve | | | | | | |
| Medical | | | | | | |
| Blood Analyzers | | | | | | • |
| Lab Sample Handling Equip. | | | | | | |
| Surgical Robotics | | | | | | |
| CAT Scan Machines | | | | | | |
| Sport & Healthcare Equipments | | | | | | |
| Motor Manufacturers | | | | | | |
| Elevators | • | • | • | • | | • |
| Consumer | | | | | | |
| Card Readers | • | • | • | • | | • |
| Appliance Front Panels | | • | | | | • |
| Camera Phones | • | | • | • | | |
| Set-top Boxes | • | • | • | • | | |
| TV Projectors | • | | • | • | | |
| Instrumentation | | | | | | |
| Audio Video | | • | | | | • |
| Front Panel Combo Knobs | | • | | | | • |
| Other | | | | | | |
| ATM Machines | • | • | • | • | | |

Applications Reference

| | Absolute Encoders | | | | | Integrated Circuits | |
|-------------------------------|---|--|---|---|---|---|---|
| | Transmissive Modules | | | | | Decoders | |
| |  | Magnetic Encoders  |  |  |  |  |  |
| Products | AEAT-7000 | AEAT-60xx | AEAT-6600-T16 | AEAT-9000 | AEAx-8xAD | HTCL-20xx | AEIC-7272/7273/2631-S16 |
| Office Automation | | | | | | | |
| Printers/All-in-One Machines | | | | | | • | |
| Copiers | | | | | | • | |
| Tape Drives | | | | | | • | |
| Plotters | | | | | | • | |
| Scanners | | | | | | • | |
| CD/DVD Writers | | | | | | • | |
| Fax Machines | | | | | | • | |
| Industrial Automation | | | | | | | |
| Wafer Handling Machines | • | • | • | • | • | • | • |
| Industrial Sewing Machines | • | • | • | • | • | | • |
| Robotics | • | | | • | • | | |
| CAD/CAM Dial Boxes | | • | • | | | | • |
| Wire Bonders | • | • | • | • | • | • | • |
| Vending Machines | | • | • | | | | • |
| Seat Control and Alignment | • | • | • | • | • | • | • |
| Industrial Fans | | • | • | | | | • |
| A/C Ventilation Blades | | • | • | | | | • |
| Tool Changer (Machine Tools) | • | • | • | • | • | • | • |
| Robotics (Automotive) | • | • | • | • | • | • | • |
| Dispensing Pump | | • | • | | | | • |
| Elevator | | | | | | | |
| Pump & Valve | • | • | • | • | • | | • |
| Medical | | | | | | | |
| Blood Analyzers | • | | | • | | | |
| Lab Sample Handling Equip. | • | | | • | | | |
| Surgical Robotics | • | | | • | • | | |
| CAT Scan Machines | • | • | • | • | • | | • |
| Sport & Healthcare Equipments | | • | • | | | | • |
| Motor Manufacturers | | | | | | | |
| Elevators | • | • | | • | • | • | • |
| Consumer | | | | | | | |
| Card Readers | | | | | | | |
| Appliance Front Panels | | | | | | | |
| Camera Phones | | | | | | | |
| Set-top Boxes | | | | | | | |
| TV Projectors | | | | | | | |
| Instrumentation | | | | | | | |
| Audio Video | • | • | • | • | | | • |
| Front Panel Combo Knobs | • | • | • | • | | • | • |
| Other | | | | | | | |
| ATM Machines | | • | • | | | | • |

Definition of Key Terms

| Product Technology | Description |
|------------------------------|--|
| Absolute Encoder | A type of encoder which generates a unique code for each position, unlike an incremental encoder, which only generate pulses proportional to position. An absolute encoder has the distinctive feature of being able to provide positional information instantly upon power up. |
| Absolute Multi-Turn Encoder | In addition to the Absolute Single-Turn Encoder, this type of Absolute Multi-Turn Encoder provides shaft revolution detection, usually through means of an integrated gear, in which the code representation for each revolution is unique. Combined with Absolute Single-Turn Encoder, it provides unique positional information beyond one revolution. |
| Absolute Single-Turn Encoder | A type of absolute encoder whereby each measurable angular position provides unique positional information, within one revolution, without the need of counter and homing operation, upon power up. |
| Codewheel and Codestrip | Codewheel and codestrip are patterned discs or strips that translate a mechanical position into a representative electrical signal when used with an optical encoder. A codewheel is used for rotary motion while a codestrip is used for side-to-side motion. In a transmissive encoder, the bars block light and the windows allow light to pass through. In a reflective encoder, the bars absorb light while the windows reflect light. |
| Controller IC | A PID Motor Controller IC commands the motor operation by taking the feedback signal from the encoder output. It frees the host processor for other tasks by performing all the time intensive functions of digital motion control. |
| Decoder/Counter IC | Interfaces the encoder to the microprocessor. A decoder and counter IC converts the incremental signal from the encoder to a binary number. |
| Housed Encoder | An enclosed encoder with protective housing that normally has a defined IP rating. |
| Incremental Encoder | A type of encoder that provides relative position, whereby the feedback signal is always referenced to a start or home position. On an incremental encoder, each mechanical position is not uniquely defined. The current position sensed is only incremental from the last position sensed. |
| Linear Encoder | A type of incremental encoder that provides high resolution linear incremental positioning information. The linear encoder is a good alternative to designers who need to measure linear movement in high resolution. |
| Module Encoder | A basic encoder unit that integrates the detector and emitter in a single unit. |
| Optical Encoder | Sensors that use light to sense the speed, angle and direction of a rotary shaft. |
| Reflective Encoder | Consists of an emitter and detector, each positioned on the same side of the codewheel/codestrip. |
| Rotary Encoder | Also known as a shaft encoder. A type of incremental encoder that converts angular position of a shaft or axle to a digital code. Rotary encoders can also be used to measure linear motion, with the use of a ballscrew systems, to translate linear motion into rotary motion. |
| Transmissive Encoder | Consists of an emitter and detector, each positioned at opposite sides of the codewheel/codestrip. |
| Magnetic Encoder | Contactless magnetic sensing absolute rotary encoders suitable for dusty and high temperature environment. |

Definition of Key Terms

Detector sets

Single Detector

- It looks at only the window or bar
- Defects at individual windows or bars cause error

Multiple Photodetectors

- It looks at many windows or bars
- Minimizes error due to defects at individual windows or bars
- Increases detected signal strength

Avago encoders employ multiple detector sets. Each set consists of differential outputs with push/pull circuitry. See diagram 2 below. An explanation on the operation of the differential signaling is described in the next item.

Diagram 1: Single and Multiple detector elements

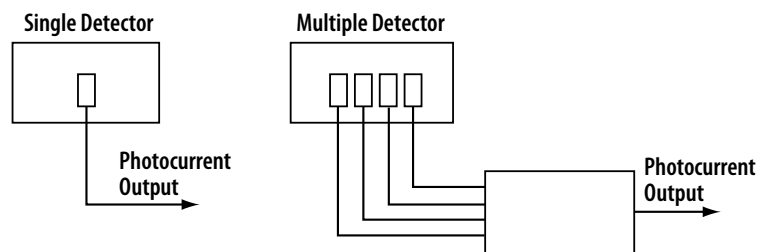
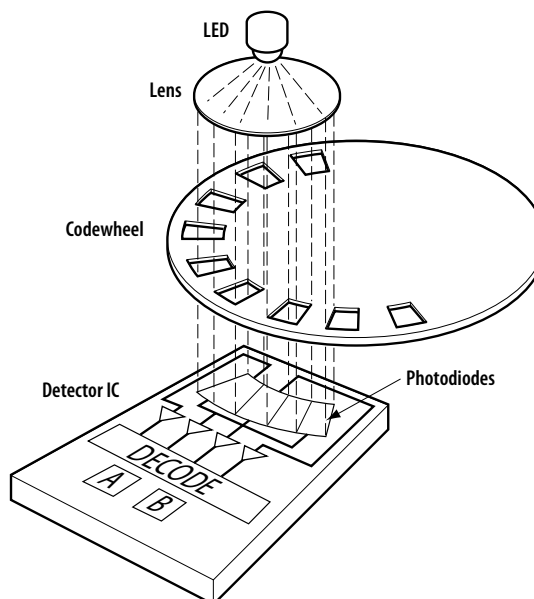


Diagram 2: Multiple detector elements



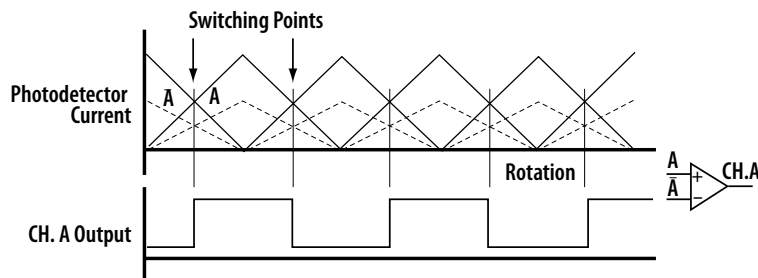
Definition of Key Terms

Differential Signaling

Why use differential signaling?

- Insensitive to variations in light
- Hysteresis in comparators prevents oscillation
- Switching points remain the same, independent of light level
- Negates effect of light level variation

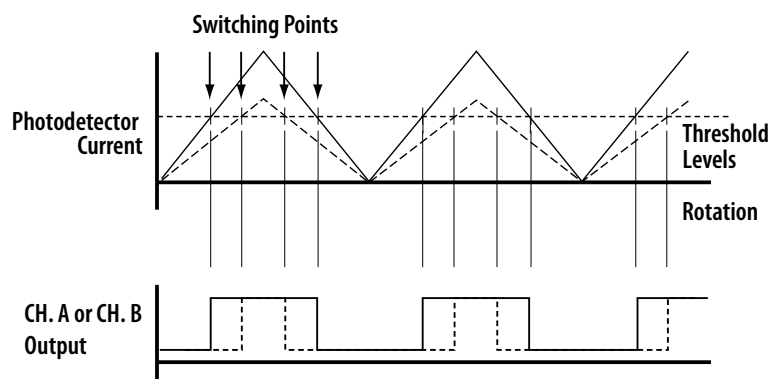
Diagram 3: Differential Detector output



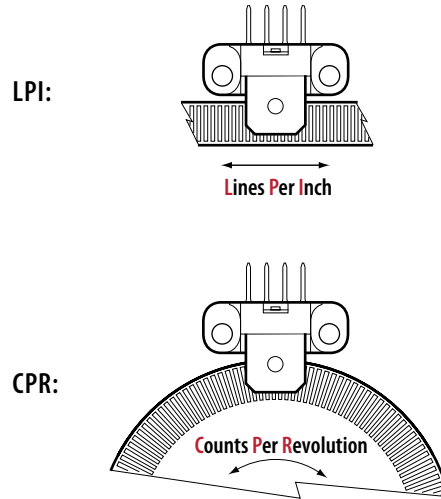
How does differential signaling work?

- Signals for A and its complement \bar{A} are sent to comparator
- When A receives more light than \bar{A} , then Ch. A is high
- Otherwise, if \bar{A} receives more light than A, then Ch. A is low

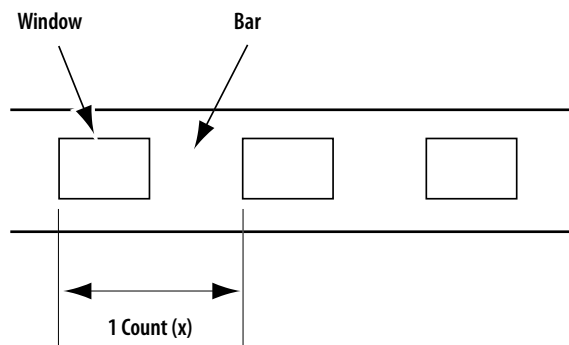
Diagram 4: Single channel detector output



Definition of Key Terms



LPI Formula



LPmm can be used instead of LPI (Lines Per Inch). LPmm means the number of 'Lines Per mm'. The method of calculation for LPmm is the same as LPI. The only difference is that the 'mm' replaces 'Inch' as the standard measurement of length.

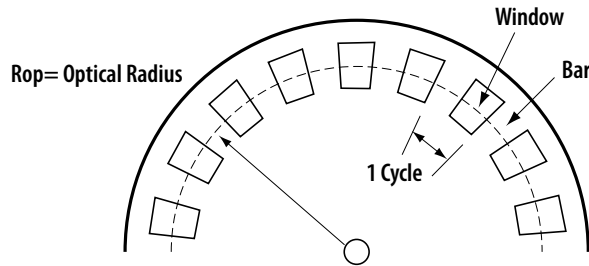
The formula for LPI and LPmm is as follows:

$$\text{LPI} = \frac{1}{x \text{ (Inch)}} \qquad \text{LPmm} = \frac{1}{x \text{ (mm)}}$$

Where x = length of Window and Bar pair length

Definition of Key Terms

CPR Formula



1 Cycle = the mechanical rotation that corresponds to one pair of Window and Bar.

CPR = Number of Window and Bar pairs over full rotation

Converting CPR to LPI and LPmm

$$\text{Count Density} = \frac{\text{Number of Window and Bar pair}}{\text{Arc Length}} = \frac{\text{CPR (count over full rotation)}}{2\pi Rop \text{ (Arc length over full rotation)}}$$
$$\text{LPI} = \frac{\text{CPR}}{2\pi Rop(\text{Inch})} \quad \text{LPmm} = \frac{\text{CPR}}{2\pi Rop(\text{mm})}$$









Calculation for Customized Resolution

Assuming you would like to use an Encoder with a known CPR and Rop for a custom CPR resolution, the LPI or LPmm must match for the encoder to operate properly.

The formulas described on the previous page can be used to calculate the new codewheel dimension. To retain the same LPI or LPmm, increase the CPR, then the Rop will increase accordingly. If the CPR is decreased, the Rop will also decrease accordingly.

For example, for the case of HEDS-9000-Txx. This is a 2000CPR at 23.36mm Rop encoder. Assuming we want to use a customized codewheel with a CPR of 4000CPR with this 2000CPR encoder.

Quick Guide - Encoder Module^{1,2}

| Product Type | | | | | | | | | |
|---|--------|---|---|---|--|---|---|---|---|
| General Encoder Type Form Function Type/Size | Symbol | Reflective | | | | | | | |
| | | | | | | | | | |
| Product Part Number | | AEDR-8000 AEDR-8010 AEDR-8100 | AEDR-83xx | AEDR-8300-1Wx | AEDR-8320 (Analog Output) | AEDR-8400 | AEDR-850x | HEDS-90xx HEDS-91xx HEDS-92xx | HEDB-9xxx |
| Product Picture | |  |  |  |  |  |  |  |  |
| Fit | | | | | | | | | |
| Bore / Shaft Diameter ³ (mm) | | - | - | - | - | - | - | up to 8 | |
| SMT | | S0-6 | S0-6 | S0-6 | S0-8 | S0-6 | | - | |
| Modular | | Yes | Yes | Yes | Yes | Yes | Yes | Yes | |
| Overall Dimension ⁵ (mm) | | 6.2x4.4x3.2/2.7 ¹¹ (WxLxH) | 4x5.1x1.6 ¹¹ (WxLxH) | | | | 3.4x3.95x0.9562 (WxLxH) | 26.7x20.8x10.2 ¹¹ (WxLxH) | |
| Lead free | | Yes | Yes | Yes | Yes | Yes | Yes | Yes | Yes |
| Resolution | | | | | | | | | |
| Ranges: (Cycle per Revolution) ^{6,7} | | - | - | - | - | - | - | up to 2048 | up to 1024 |
| (Line per Inch) | | 75, 150, 180 | 36 to 180 | 212 | 180 | 254, 318 | 304 | up to 360 | - |
| Currently available option (Cycle per Revolution) ² | | - | - | | | - | | 50, 96, 100, 200, 256, 360, 400, 500, 512, 1000, 1024, 2000, 2048 | 96, 100, 200, 256, 360, 400, 500, 512, 1000, 1024 |
| (Line per Inch) ⁸ | | 75, 150, 180 | 36, 75, 150, 180 | 212 | 180 | 254, 318 | 304 | 180, 300, 360 | - |
| Codewheel / Codestrip ⁹ | CW | | | | | | | | |
| Optical Radius(mm) | Rop | 11 | 11 | 11 | 11 | 11 | | 11, 23.36 | 11, 23.36 |
| Part number ¹⁰ | | HEDR-5120 | HEDR-5120 | HEDR-5120 | | HEDR-5120 | | HEDS-51xx/61xx HEDG-51xx/61xx HEDM-51xx/61xx | Codewheel included |
| Enclosure Type | | | | | | | | | |
| Ingress Protection Rating | | - | - | - | - | - | | - | - |
| Output | | | | | | | | | |
| TTL Compatible | | Yes | Yes | Yes | - | Yes | Yes | Yes | Yes |
| Transmission | | - | - | - | - | - | | - | - |
| No of Channels | | 2 | 2 | 2 | 2 | 2 | 3 | 3 | 3 |
| Absolute Maximum Ratings | | | | | | | | | |
| Storage Temperature (°C) ¹³ | Ts | -40 to 85 | -40 to 85 | -40 to 85 | -40 to 85 | -40 to 85 | -20 to 85 | -40 to 100 | -40 to 100 |
| Operating Temperature (°C) ¹³ | Ta | -20 to 85 | -20 to 85 | -20 to 85 | -10 to 70 | -20 to 85 | -20 to 85 | -40 to 100 | -40 to 100 |
| Supply Voltage (V) | Vcc | -0.5 to 7 | -0.5 to 7 | -0.5 to 7 | -0.5 to 7 | -0.5 to 7 | 4.5 to 5.5 | -0.5 to 7V | -0.5 to 7V |
| Output Voltage (V) | Vo | -0.5 to Vcc | -0.5 to Vcc | -0.5 to Vcc | Vcc + 0.4 | -0.5 to Vcc | 0 to Vcc | -0.5 to Vcc | -0.5 to Vcc |
| Recommended Operating Condition | | | | | | | | | |
| Temperature (°C) ¹³ | T | 0 to 80 | 0 to 85 | -20 to 85 | -10 to 70 | -20 to 85 | -20 to 85 | -40 to 100 | -40 to 100 |
| Supply Voltage (V) | Vcc | 5.0 | 5.0 | 3.3 / 5.0 | 5.0 | 2.8 | 5.0 | 5.0 | 5.0 |
| Count Frequency (kHz) ¹⁴ | f | 30 | 15 / 30 | 60 | 20 | 15 | 55 | 100 | 100 |
| Accessories and Tools | | | | | | | | | |
| Alignment Tools | | - | - | - | - | - | | HEDS-8905 HEDS-8906 | - |
| Gapping Tools | | - | - | - | - | - | | HEDS-8901 HEDS-8910 HEDS-8932 | - |

Definition of Key Terms

The table below simplifies the problem statement. The encoder and custom codewheel LPI must match in order for the encoder to operate properly. The new CPR is known and the only unknown is the Rop of the custom Codewheel to ensure that the new codewheel, LPmm matches that of the encoder specifications. We have to identify what is the new Codewheel Rop.

| | Encoder Specification | Custom CW Specification |
|-------------|-----------------------|-------------------------|
| CPR | 2000 | 4000 |
| Rop | 23.36 mm | Unknown (x) |
| LPmm | 13.6245 | |

First, calculate the LPmm of the encoder:

$$LPmm = \frac{CPR}{2\pi Rop(mm)}$$

$$LPmm = (2000)/(2\pi * 23.36) \quad \pi = 3.142$$

$$LPmm = 13.6245$$

The new 4000CPR codewheel must also match this 13.6245LPmm. Next, find the appropriate Rop for 4000CPR:

$$LPmm = \frac{CPR}{2\pi Rop(mm)}$$

$$13.6245 = 4000/(2\pi * x)$$

$$Rop(mm) = 46.72 \text{ mm}$$

The new Codewheel for 4000CPR must have a Rop of 46.72mm to be used with a 2000CPR 23.36mm encoder.

| | Encoder Specification | Custom CW Specification |
|-------------|-----------------------|-------------------------|
| CPR | 2000 | 4000 |
| Rop | 23.36 mm | 46.72 mm |
| LPmm | 13.6245 | |

Important: The LPI or LPmm for the codewheel and the encoder must match for the encoder to operate properly.













Encoder - Module^{1,2}

Rotary Encoder

Optical Incremental

Transmissive

Digital Output

| HEDT-900x HEDT-910x | HEDT-904x HEDT-914x | AEDB-9140 | AEDT-9140 | AEDS-9240 | AEDB-9340 | AEDT-9340 | HEDL-90xx HEDL-91xx | HEDS-97xx HEDS-973x HEDS-974x HEDS-978x | AEDS-964x AEDS-965x | AEDA-32xx | HEDS-9202 |
|--|---|---|---|---|---|---|--|---|---|---|---|
|  |  |  |  |  |  |  |  |  |  |  |  |
| up to 8 | up to 8 | up to 8 | up to 8 | up to 12 | up to 12 | up to 12 | up to 8 | Refer to factory | - | 2 | up to 8 |
| - | - | - | - | - | - | - | - | - | - | - | - |
| Yes | Yes | Yes | Yes | Yes | - | - | Yes | Yes | Yes | Yes | Yes |
| 26.7x20.8x10.2 ¹¹ (WxLxH) | 26.7x20.8x10.2 ¹¹ (WxLxH) | 22x10x15 ¹¹ (WxLxH) | 22x10x15 ¹¹ (WxLxH) | (WxLxH) | - | (WxLxH) | 26.7x20.8x10.2 ¹¹ (WxLxH) | 20.2x12.6x10.8 ¹¹ (WxLxH) | 18x15x7 ¹¹ (WxLxH) | 17x18 (ØxH) | 26.7x20.8x10.2 ¹¹ (WxLxH) |
| Yes | Yes | Yes | Yes | Yes | Yes | Yes | - | - | - | Yes | Yes |
| up to 1024 | up to 512 | up to 500 | up to 1000 | up to 720 | up to 2500 | up to 2500 | up to 2048 | 96 to 2048 | - | 2500 to 7500 | - |
| - | - | - | - | - | - | - | - | 120 to 480 | 150, 180, 200,300,360 | - | 200 |
| 100, 200, 360, 400, 500,1000, 1024 | 512 | 100, 200, 256, 360, 400, 500 | 100, 200, 256, 360, 400, 500, 1000 | 360, 720 | 1000, 1024, 1250, 2000, 2048, 2500 | 1000, 1024, 1250, 2000, 2048, 2500 | 500, 512, 1000, 2048 | 96, 100, 192, 200, 256, 360, 400, 500, 1000, 1024, 2000, 2048 | 150, 300, 360, 150, 180 for 965x | 2500, 5000, 6000, 7200, 7500 | - |
| - | - | - | - | - | - | - | 346 ⁶ | 120, 127, 150, 180, 300, 360 | - | - | 200 |
| 11, 23.36 | 11, 23.36 | 11 | 11 | 19 | 15, 12.3, 12 | 15, 12.3, 12 | 11, 23.36 | - | - | 5 | - |
| HEDS-5120/6100 HEDG-5120/6100 | HEDS-5140/5145 HEDS-6140/6145 | Codewheel included | - | - | Codewheel included | - | HEDS-51xx/61xx HEDG-51xx/61xx HEDM-51xx/61xx | Refer to factory | Refer to factory | Codewheel included | Refer to factory |
| - | - | - | - | - | - | - | - | - | - | - | - |
| Yes | Yes | Yes | Yes | Yes | Yes | Yes | Yes | Yes | Yes | Yes | Yes |
| - | - | - | - | - | - | - | - | - | - | - | - |
| 2 | 3 | 3 | 3 | 6 | 6 | 6 | 3 | 2 | 2 | 3 | 2 |
| -40 to 125 | -40 to 140 | -10 to 85 | -40 to 115 | -40 to 100 | -40 to 105 | -40 to 115 | -40 to 70 or 100 | -40 to 70 or 85 | -40 to 85 | -40 to 125 | -40 to 100 |
| -40 to 125 | -40 to 140 | -10 to 85 | -40 to 115 | -40 to 100 | -40 to 105 | -40 to 115 | 0 to 70 or 100 | -40 to 70 or 85 | 0 to 70 | -40 to 125 | -10 to 100 |
| -0.5 to 7V | -0.5 to 7V | -0.5 to 7V | -0.5 to 7V | -0.5 to 7V | -0.5 to 7V | -0.5 to 7V | -0.5 to 7V | -0.5 to 7 | Refer to datasheet | 4.5 to 5.5 | -0.5 to 7 |
| -0.5 to Vcc | -0.5 to Vcc | -0.5 to Vcc | -0.5 to Vcc | -0.5 to Vcc | -0.5 to Vcc | -0.5 to Vcc | -0.5 to Vcc | -0.5 to Vcc | -0.5 to Vcc | -0.5 to Vcc | - |
| -40 to 125 | -40 to 140 | -10 to 85 | -40 to 115 | -40 to 100 | -10 to 85 | -40 to 115 | 0 to 70 or 100 | 25 | 0 to 70 | 25 | 25 |
| 5.0 | 5.0 | 5.0 | 5.0 | 5.0 | 5.0 | 5.0 | 5.0 | 5.0 | 3.3 / 5.0 | 5.0 | 5 |
| 100 | 50 | 100 | 100 | 150 | 150 | 200 | 100 | 20, 40, 80 | 50,60 | 750 | 120 |
| - | HEDS-8905 | - | - | HEDS-8953 | HEDS-8950 HEDS-8951 | HEDS-8950 HEDS-8951 | - | - | - | HEDS-8940 | - |
| - | - | - | - | - | HEDS-8952 | HEDS-8952 | - | - | - | - | - |

| | | Absolute | | | | |
|--|---|---|---|---|---|---|
| | | Single-Turn | | | | |
| Analog Output | | | | | | |
| HEDS-971x | AEDS-96Ex | AEAT-7000 | AEAT-9000 | AEAT-60xx | AEAT-84AD | AEAT-86AD |
|  |  |  |  |  |  |  |
| Refer to factory | | 8 | | 6 | Pineon Gear Module 0.3 ⁴ | Pineon Gear Module 0.3 ⁴ |
| - | | - | | - | - | - |
| Yes | | Yes | Yes | Yes | Yes | Yes |
| 20.2x12.6x10.8 ¹¹ (WxLxH) | | 56x23 (ØxH) | | 23x23 (ØxH) | 55x12.2 (ØxH) | 55x13.3 (ØxH) |
| Yes | Yes | Yes | Yes | Yes | - | - |
| - | - | up to 13 bits | up to 17 bits | 10, 12 bits | 12, 14 bits | 12, 14 bits |
| 200, 360 | 200 | - | | | - | - |
| - | - | 13 bits | 17 bits | 10, 12 bits Binary/ Gray Serial | 12, 14 bits Multiplexed | 12, 14 bits Binary/ Gray Serial |
| 200, 360 | 200 | - | | - | - | - |
| - | - | Ø43 mm ⁵ | | - | - | - |
| Refer to factory | Refer to factory | Codewheel included | HEDG-9000-H13 HEDG-9000-H14 Refer to factory for more information | - | - | - |
| - | - | - | | - | - | - |
| | | Refer to datasheet | Refer to datasheet | Refer to datasheet | Refer to datasheet | Refer to datasheet |
| Yes | Yes | - | | - | - | - |
| - | - | Serial | | Serial | - | - |
| 2 | 2 | 2 | | - | | |
| -40 to 85 | -40 to 85 | -40 to 100 | -40 to 85 | -40 to 125 | -40 to 125 | -40 to 125 |
| 0 to 85 | 0 to 70 | -40 to 100 | -40 to 115 | -40 to 125 | -40 to 125 | -40 to 125 |
| -0.5 to 7 | -0.5 to 7 | -0.3 to +6.0 | 4.5 to 5.5 | 5.0 | -0.3 to +6.0 | -0.3 to +6.0 |
| - | - | -0.3 to VD+0.3 | -0.3 to VD+0.3 | - | -0.5 to + Vcc +0.5 | -0.5 to + Vcc +0.5 |
| 15 to 45 | 0 to 60 | -40 to 85 | -40 to 115 | -40 to 125 | -40 to 125 | -40 to 125 |
| 5.0 | 3.3 | 5.0 | 5.0 | +4.5 / +5.5 | 5.0 | 5.0 |
| 40 | 50 | 16MHz ¹⁵ | | - | - | - |
| - | - | HEDS-8933 Refer to factory | HEDS-8949 | HEDS-8934 | - | - |
| - | - | - | | | - | - |

Notes:

1. This is an overview of product range and specifications. For further product details and a complete list of distributors, please visit our web site at <http://www.avagotech.com/motioncontrol>
2. Data subject to change. Please refer to the latest datasheets available in our website.
3. Refer to factory for different product shaft or bore diameter sizes (this refers to the inner diameter of the bore, unless specified otherwise).
4. AEAT-8xAD series uses mechanical pinion gear for its mechanical linkage. Please refer to factory for further details.
5. Data shown is an approximation of the actual dimensions. (W = width, L=length, H= height, \varnothing = diameter).
6. All given resolution is *before* full 4X multiplication or quadrature decode. For example, 2048 CPR (cycle per revolution) can be further decoded to 8192 PPR (pulse per revolution).
7. The resolution shown is typically based on CPR (Cycle Per Revolution), unless specified otherwise .
8. For linear encoder option.
9. As some modular encoders can be used as both rotary and linear encoder, these encoders may be coupled with codewheel or codestrip dependent on application.
10. As there are diversified design of matching codewheels or codestrips, please refer to factory for further details. General information can be found in HEDS-51X0/61X0 series two and three channel codewheels.
11. Dimensions shown are referring to encoder module size only, excluding the codewheel size.
12. Two channels of analog / digital output are available.
13. The temperature range shown may vary as it is dependent on selected options and type of codewheels.
14. The count frequency may vary according to different part numbers and options. The specified value indicates the maximum count frequency allowed.
15. This refers to the response frequency of the encoder.

Quick Guide - Encoder Housed^{1,2}

| Product Type | | Encoder - Housed ^{1,2} | | | |
|---|-----------------|---|--|---|---|
| General Encoder Type Form Function Type/Size | Symbol | Optical Rotary Encoder | | | |
| | | Incremental | | | |
| | | Mid Size | Miniature Size | | Panel Mount |
| | | | | | Digital Potentiometer |
| Product Part Number | | HEDL-55xx HEDM-55xx HEDS-55xx HEDL-56xx HEDM-56xx HEDS-56xx | AEDS-8xxx AEDT-8xxx | HEDR-54xx | HRPG-Axxx |
| Product Picture | |  |  |  |  |
| Fit | | | | | |
| Bore / Shaft Diameter ³ (mm) | | up to 8 | up to 5mm | 2,3,4,5 & 1/8" | 0.25"/6mm |
| SMT | | - | - | - | - |
| Modular | | - | - | - | - |
| Overall Dimension ⁵ (mm) | | 41.7x52.1x18.3 (WxLxH) | 20mmx18mm (OD x H) | 23x17.9 (ØxH) | 21x17.5 (WxH) |
| Resolution | | | | | |
| Ranges: (Cycle per Revolution) ^{6,7} | | up to 1024 | up to 500 | 200 | up to 120 |
| (Line per Inch) | | - | - | - | - |
| Currently available option (Cycle per Revolution) ² | | 50, 96, 100, 192, 200 256, 360, 400, 500, 512 1000, 1024 | 200, 400, 500 | 200 | 16, 32, 120 |
| (Line per Inch) ⁸ | | - | - | - | - |
| Enclosure Type | | | | | |
| Ingress Protection Rating | | IP20 | IP40 | IP20 | IP20 |
| Output | | | | | |
| TTL Compatible | | | RS-422 line driver | | |
| Transmission | | - | - | - | - |
| No of Channels | | | 3 | | |
| Absolute Maximum Ratings | | | | | |
| Storage Temperature (°C) ¹³ | T _s | -40 to 70 or 100 | -20 to 85 or -40 to 100 | -40 to 85 | -40 to 85 |
| Operating Temperature (°C) ¹³ | T _a | -40 to 70 or 100 | -20 to 85 or -40 to 100 | -10 to 85 | 0 to 70 |
| Supply Voltage (V) | V _{cc} | -0.5 to 7 | -0.5 to 7 | -0.5 to 7 | -0.5 to 7 |
| Output Voltage (V) | V _o | -0.5 to V _{cc} | -0.5 to V _{cc} | -0.5 to V _{cc} | -0.5 to V _{cc} |
| Recommended Operating Condition | | | | | |
| Temperature (°C) ¹³ | T | -40 to 70 or 100 | -20 to 85 or -40 to 100 | -10 to 85 | 0 to 70 |
| Supply Voltage (V) | V _{cc} | 5.0 | 4.5 to 5.5 | 5.0 | 4.5 to 5.5 |
| Count Frequency (kHz) ¹⁴ | f | 100 | up to 200 | 16 | |
| Accessories and Tools | | | | | |
| Alignment Tools | | HEDS-8910 | HEDS-8938 | HEDR-5900 | - |
| Gapping Tools | | - | - | - | - |

Discover More

Useful and In-Depth Product Details:

- Block Diagrams
- Datasheets
- Application Notes
- White Papers

Motion Control Encoders Information:

- How-To's
- Assembly Processes
- Applications
- Flash/ Video Clips
- Webinars

Sales Collaterals:

- Selection Guide
- Design Guide

Avago's Website is Constantly Updated with:

- New Products
- Technical Literatures
- Tradeshow
- Press Releases



Stay up-to-date on the latest products and technologies by subscribing to Avago's electronic monthly newsletter, and receive information about new literature, applications, design tools, seminars and events. To sign up, go to: http://www.avagotech.com/pages/contact/newsletter_signup/.

For additional product information, visit www.avagotech.com/motioncontrol.

| Integrated Circuits ^{1,2} | | |
|---|---|---|
| Decoder | | |
| Quadrature Decoder / Counter Interface IC | | |
| HCTL-2032 - SC HCTL - 2022 | HCTL-2001-A00 HCTL-2017-A00/PLC HCTL-2021-A00/PLC | AEIC-7272/7273/2631-S16 |
|  |  |  |
| 32 pin - PDIP 32 pin - SOICC 20 pin - PDIP | 16 pin - PDIP 20 pin - PDIP 20 pin - PLCC | 16pin - SOIC |
| 1, 2 | 1 | |
| - | - | |
| - | - | |
| 8-bit, 16-bit, 24-bit, 32-bit | 8-bit, 12-bit, 16-bit | |
| Quadrature Output Incremental Frequency 5.5 MHz (Max) ³ | Quadrature Output Incremental Frequency 2.3 MHz (Max) ³ | Quadrature Output 800KHz |
| | | |
| | | |
| - 33 MHz clock operation - Programmable count mode / (1x,2x or 4x decode) - High noise immunity - Substantially reduced system software - Cascade output signal - Schmitt Trigger inputs and digital noise filter - TTL compatible I/O - Latched outputs - Index channel support - Single or dual axis support | - 14 MHz clock operation - 4x Decoding - High noise immunity - Substantially reduced system software - Cascade output signal (HCTL-2021 Only) - Schmitt Trigger inputs and digital noise filter - TTL compatible I/O - Latched outputs - Index channel support - Single axis | - Operation to 800 KHz - CMOS and TTL Compatible Inputs - Optional single supply operation for moderate power applications - High Impedance Buffered Inputs with hysteresis - Tri-State outputs |
| -55 to 150 | -55 to 150 | |
| -40 to 100 | -40 to 85 | -55 to 125 (AEIC-7272/7273-S16) -40 to 125 (AEIC-2631-S16) |
| -0.3 to 6.0 | -0.3 to 6.0 | 4.75 to 30 (AEIC-2631-S16) 3.5 to 30 (AEIC-7272/7273-S16) |
| -0.3 to V _{DD} +0.3 | -0.3 to V _{DD} +0.3 | |
| 33 MHz | 14 MHz | 800kHz |
| | | |
| 25 | 25 | 25 |
| 4.5 to 5.5 | 4.5 to 5.5 | 4.75 to 30 (AEIC-2631-S16) 3.5 to 30 (AEIC-7272/7273-S16) |
| 1µA | 1µA | |

Notes:

1. This is an overview of product range and specifications. For further product details and a complete list of distributors, please visit our web site at <http://www.avagotech.com/motioncontrol>
2. Data subject to change. Please refer to the latest datasheets available in our website.
3. This refers to count frequency of the encoder output.

| | |
|--|---|
| | |
| | |
| | |
| | |
| AEAT-601B-F06 | AEAT-6600-T16 |
|  |  |
| 6 | |
| - | |
| - | |
| 23 | 5x4.4 (WxH) |
| 256 | up to 1024 |
| 32, 64, 128, 256, 1024 | 8, 16, 32, 64, 128, 256, 512, 1024 |
| 256 | |
| IP20 | |
| - | |
| - | |
| 3 | 3 |
| -40 to 125 | -40 to 125 |
| -40 to 125 | -40 to 125 |
| -0.3 to 7 | 3.3 or 5 |
| -0.3 to Vcc +0.3 | |
| -40 to 125 | -40 to 125 |
| 4.5 to 5.5 | 3.3 or 5 |
| 30 | 120KHz |
| HEDS-8934 | HEDS-8937 |
| HEDS-8934 | |

Notes:

1. This is an overview of product range and specifications. For further product details and a complete list of distributors, please visit our web site at <http://www.avagotech.com/motioncontrol>
2. Data subject to change. Please refer to the latest datasheets available in our website.
3. Refer to factory for different product shaft or bore diameter sizes (this refers to the inner diameter of the bore, unless specified otherwise).
4. AEAT-8x series uses mechanical pinion gear for its mechanical linkage. Please refer to factory for further details.
5. Data shown is an approximation of the actual dimensions. (W = width, L=length, H= height, \varnothing = diameter).
6. All given resolution is before full 4X multiplication or quadrature decode. For example, 2048 CPR (cycle per revolution) can be further decoded to 8192 PPR (pulse per revolution).
7. The resolution shown is typically based on CPR (Cycle Per Revolution), unless specified otherwise.
8. For linear encoder option.
9. As some modular encoders can be used as both rotary and linear encoder, these encoders may be coupled with codewheel or codestrip dependent on application.
10. As there are diversified design of matching codewheels or codestrips, please refer to factory for further details. General information can be found in HEDS-51X0/61X0 series two and three channel codewheels.
11. Dimensions shown are referring to encoder module size only, excluding the codewheel size.
12. Two channels of analog / digital output are available.
13. The temperature range shown may vary as it is dependent on selected options and type of codewheels.
14. The count frequency may vary according to different part numbers and options. The specified value indicates the maximum count frequency allowed.
15. This refers to the response frequency of the encoder.

| | Symbol |
|---|------------------|
| Product Part Number | |
| Product Picture | |
| Package Type | |
| Number of Axes | |
| Coordination between multiple HTCL-1100 | |
| Power Dissipation (mw) | PD |
| Binary Counter | |
| Motor Type/Encoder Input Type | |
| Functions | |
| Features | |
| Absolute Maximum Rating | |
| Storage Temperature (°C) | T _S |
| Operating Temperature (°C) | T _A |
| Supply Voltage (V) | V _{DD} |
| Input Voltage (V) | V _{IN} |
| Maximum Operating Clock Frequency | f _{CLK} |
| Recommended Operating Condition | |
| Temperature (°C) | T |
| Supply Voltage (V) | V _{DD} |
| Supply Current | I _{DD} |

Your Imagination. Our Innovation



From the smartphone that keeps you in touch, to the fiber optic network that keeps a \$10-billion corporation connected, we get our information these days through an ever-increasing array of sophisticated device technologies. And behind it all, are semiconductors that sense, illuminate, and connect the signals in order to process that digital data.

Avago Technologies is a leading supplier in III-V compound and silicon semiconductors providing an extensive range of analog, mixed signal and optoelectronics components that are backed by over 5,000 patents to approximately 40,000 end customers.

Our heritage of technical innovation dates back 45 years, and includes over 1,000 talented design and product engineers. We believe in strong customer service support and intense collaboration to create leading-edge proprietary technologies to solve customers' technical bottlenecks. In that way - Our innovation helps bring your imagination to market.

Avago products serve four diverse end markets

Wireless Communications serving the smartphone/handset and Base Station infrastructure markets with over 250 patents and leading-edge products that include:

- Power Amplifiers
- Front End Modules
- Film Bulk Acoustic Resonator (FBAR) Filters
- GPS LNAs
- Optical Finger Navigation
- LED Backlighting, Screen Illumination
- Ambient Light and Proximity Sensors

Wired Infrastructure for switches/routers, data centers, supercomputers and storage/servers with over 200 patents in parallel optics alone and products that include:

- 120Gb Parallel Optic Arrays
- 20Gb SerDes ASICs in 40nm
- Storage Fibre Channel Transceivers
- QSFP/SFP Sonet Transceivers

Industrial and Automotive Electronics for alternative energy power generation, electronic sign and signals, automated manufacturing, automotive lighting, GPS navigation, motor inverter system, battery charging and management, infotainment systems and vehicle safety systems with products that include:

- Inverters
- Isolation and Digital Optocouplers
- Optical Encoders
- Polymer Optical Fiber
- PLCC-2/4 LEDs, 0.5W LEDs

Consumer and Computing peripherals for Optical/Laser mice, printers, white goods, DVD players, netbooks, Tablet PCs and laptops with over 100 patents and products that include:

- Optical and Laser Mouse Sensors
- Motion Control Optical Encoders
- Paper Level/Edge Proximity Sensors
- Display LEDs
- Status Indicator and Backlighting LEDs
- Ambient Light Photo Sensors
- Auto Focus Auxiliary Flash LED



For product information and a complete list of distributors, please go to our web site:

www.avagotech.com

www.avagotech.com/motioncontrol

For technical support please email a Technical Response Center in your region:

United States: support@avagotech.com

Europe: info@promotionteam.de

Asia Pacific: pacrim.components@avagotech.com