

## Choke Coils

Series: **Pin terminal**  
 Type: **09D, 11D, 12D, 16B, 18B, 10E, 12E, 15E, 18E**

Pin terminal inductors featuring small size and high performance

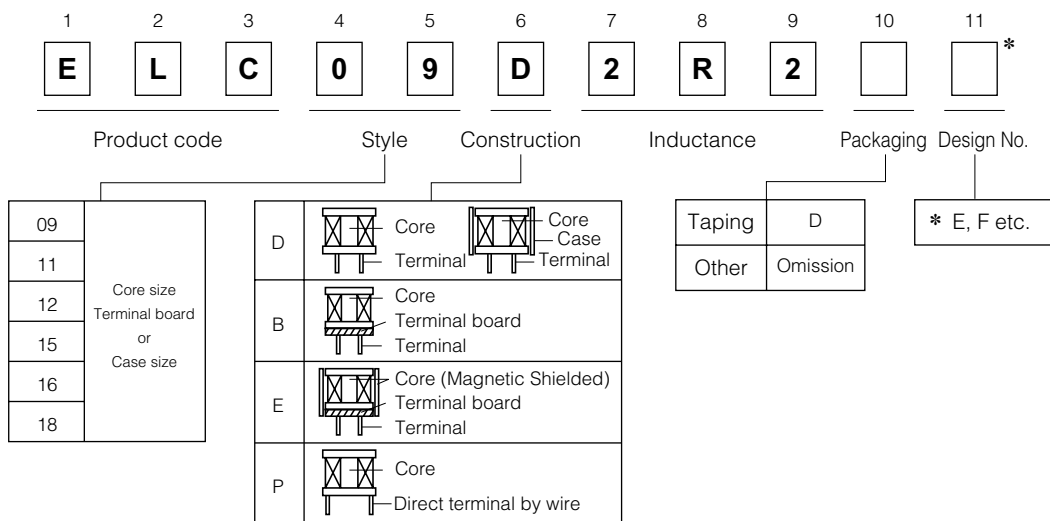
### ■ Features

- High -  $\mu$  and High Bm cores
- Wide inductor range
- Magnetic shield type (E Type) RoHS compliant

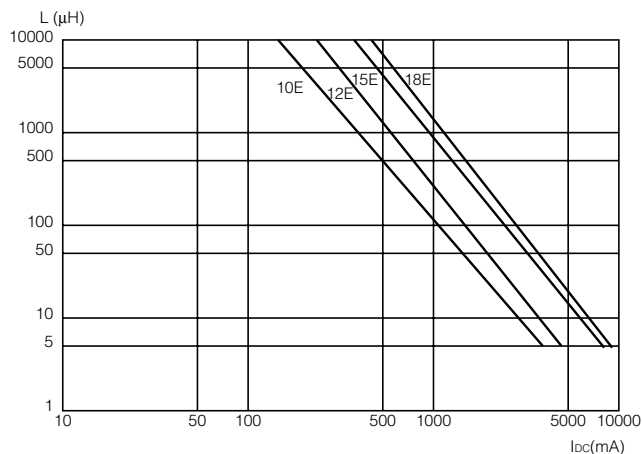
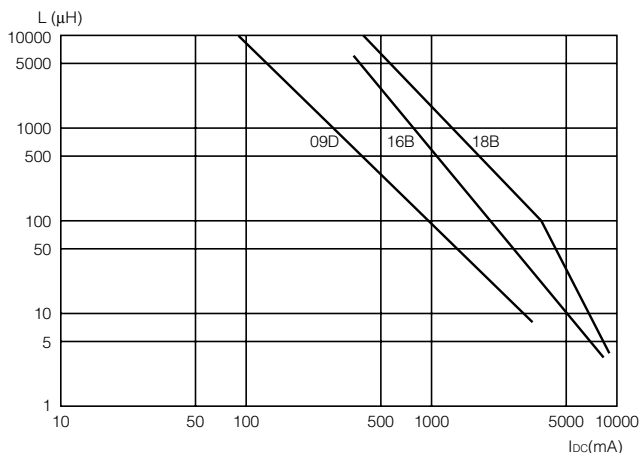
### ■ Recommended Applications

- CTV, VCR, Audio, PC, Fax machines, PDP, Home appliance

### ■ Explanation of Part Numbers




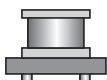
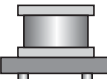






### ■ Available I-L Characteristics



Design and specifications are each subject to change without notice. Ask factory for the current technical specifications before purchase and/or use. Should a safety concern arise regarding this product, please be sure to contact us immediately.

## ■ Performance Characteristics by Series

|         | Type  | Construction  | External Dimensions<br>D×H (mm)      | Inductance<br>( $\mu$ H) |     |     |     |      |       | Current<br>$I_{DC}$ (A) |
|---------|-------|---|--------------------------------------|--------------------------|-----|-----|-----|------|-------|-------------------------|
|         |       |   |                                      | 0.1                      | 1.0 | 10  | 100 | 1000 | 10000 |                         |
| Regular | 09D * |    | $\phi$ 9.5×8.9<br>(with case)        |                          |     | 2.2 |     |      | 10000 | 0.08 to 3.5             |
|         | 11D * |    | $\phi$ 11.5×13.9<br>(with case)      |                          |     | 2.2 |     |      | 10000 | 0.16 to 5.3             |
|         | 12D   |    | $\phi$ 12.5×16.5                     |                          |     |     |     | 100  | 10000 | 0.27 to 1.9             |
|         | 16B   |    | $\phi$ 16.0×23.0                     |                          |     | 3.3 |     |      | 10000 | 0.26 to 8.5             |
|         | 18B   |    | $\phi$ 20.0×27.0                     |                          |     | 3.3 |     |      | 10000 | 0.36 to 8.5             |
| Shield  | 10E-L |  | $\phi$ 10.0×13.0                     |                          |     | 3.9 |     |      | 8200  | 0.10 to 2.9             |
|         | 12E-L |  | $\phi$ 13.0×18.5                     |                          |     | 4.7 |     |      | 10000 | 0.13 to 4.4             |
|         | 15E-L |  | $\phi$ 16.0×22.0<br>(3 pin terminal) |                          |     | 5.6 |     |      | 10000 | 0.30 to 5.4             |
|         | 18E-L |  | $\phi$ 19.0×25.1<br>(4 pin terminal) |                          |     | 5.6 |     |      | 10000 | 0.33 to 5.9             |

\* : Taping Available