

Switch for Health Care Products



Panasonic Electronic Devices Co., Ltd
Electromechanical Components Business Unit





Switch for Hearing Aid

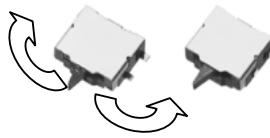
For Volume control,
device change to
switch

Detector switch
may suitable for
mode selection



Switch for Hearing Aid

Reliability	Light Touch switch	Type	Spec	Feature
 High		3026 Type	* 3.0x2.6x0.65 mm * 1.6N * 100K cycle	* Small & Thin
		3429 Type	* 3.4x2.9x0.65 mm * 3.4N * 100K cycle	* Small & Thin * Anti-dust construction * Heavy operation force
		EVQP6 w/ Gold plating	* 4.1x4.1x0.35 mm * 2.4N 500K cycle	* Gold plated contact * Anti- migration

Detector switch	Type	Spec	Feature
	1HW Detector Switch ESE23 type	* 4.1x5.0x1.5 mm * 300mN max * 50K cycle * 1-pole and 2-position	* Bidirectional operation * Midpoint Auto-Return

Switch for Glucose meter



Top push Light touch switch



EVQQ2



EVPAA



EVQP6




EVPAF

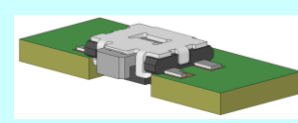


EVQPL


Side push Light touch switch



4522 Edge
mount



3529 Half dive



EVQP7

Switch for other application



Electric tooth brush




Blood pressure sensor



Bath meter

LTSW for Menu Selection



Detector switch

