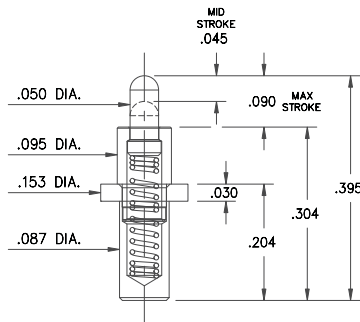


**0850**

**0852**



**Specifications for #0850-0 & #0852-0:**

**Material:**

- Sleeve & Plunger Material: Copper Alloy
- Spring Material: Stainless Steel 302.

**Mechanical Characteristics:**

- Force @ mid-stroke (.045") = 120 grams
- Maximum stroke length = .090"
- Mechanical life: 1,000,000 cycles

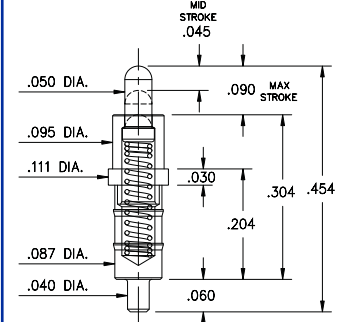
**Electrical Characteristics:**

- Rated Current (Free air): Continuous 9 amps @ 10° C temperature rise.

**0850-0-15-20-83-14-11-0**

Power Spring Pin

Solder Mount in .090 min. mounting hole



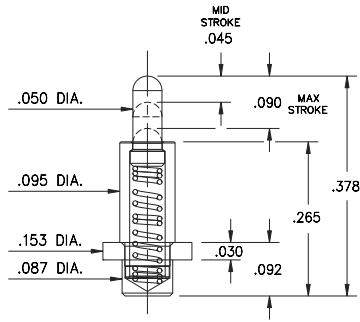
**0852-0-15-20-83-14-11-0**

Power Spring Pin

Solder Mount in .043 min. mounting hole

**0851**

**0853**



**Specifications for #0851-0 & #0853-0:**

**Material:**

- Sleeve & Plunger Material: Copper Alloy
- Spring Material: Stainless Steel 302.

**Mechanical Characteristics:**

- Force @ mid-stroke (.045") = 120 grams
- Maximum stroke length = .090"
- Mechanical life: 1,000,000 cycles

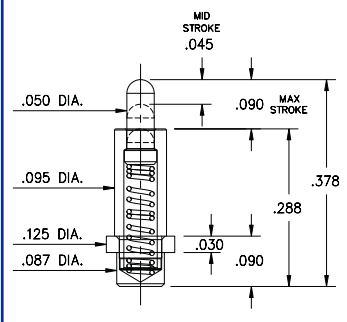
**Electrical Characteristics:**

- Rated Current (Free air): Continuous 9 amps @ 10° C temperature rise.

**0851-0-15-20-82-14-11-0**

Power Spring Pin

Solder Mount in .090 min. mounting hole



**0853-0-15-20-82-14-11-0**

Power Spring Pin

Solder Mount in .090 min. mounting hole

**ORDER CODE: 085X - X - 15 - 20 - 8X - 14 - 11 - 0**

Spring Number

**MATERIAL SPECIFICATIONS:**

- SLEEVE & PLUNGER MATERIAL:** Copper Alloy
- SPRING MATERIAL:** Stainless Steel 302
- SLEEVE & PLUNGER FINISH:** 20 μ" Gold over Nickel
- SPRING FINISH:** 10 μ" Gold over Nickel
- DIMENSION IN INCHES:**
- TOLERANCES ON:** LENGTHS: ±.006  
DIAMETERS: ±.002  
ANGLES: ± 2°



**MECHANICAL & ELECTRICAL SPECIFICATIONS:**

- DURABILITY:** 1,000,000 cycles
- Rated Current (Free air):** Continuous 9 amps @ 10° C temperature rise
- CONTACT RESISTANCE:** 20 mΩ max.

SPRING NUMBER	Mid. STROKE	Max. STROKE	FORCE @ Mid. Stroke	Initial Force (Pre-load)
82	.045	.090	120 g	25 g
83	.045	.090	120 g	25 g

**82 & 83 Springs are not Interchangeable**