



Interconnect Solutions

...in applications that make the world work.

Introducing
IP67 **SEAL-D™** D-Sub Connectors

NORCOMP

IP67 SEAL-D™ D-Sub Connectors



KEY FEATURES

- Drop in Replacement
- Meets IP67 Requirements
- Available in 3 termination types
- Available in Standard & High Density

DESCRIPTIONS

NorComp has developed a new line of IP67 **SEAL-D™** D-Subs. These connectors utilize a proprietary sealing technology which maintains the **same physical size and footprint as standard D-Sub products**. This reduces space on new designs, and eliminates the need to redesign enclosures and PC boards when implementing IP67 design upgrades.

APPLICATIONS

- Hand held computers, scanners & printers that are used outdoors.
- Remote sensors, gauges & data loggers that are exposed to the elements.
- Industrial & medical equipment that is routinely subjected to wash down.
- Transmitters & emergency beacons that are subject to short term immersion.
- Gas, electric & water metering systems with embedded Smart Grid electronics.
- Consumer & commercial shipboard electronics, meters and sensors.

ELECTRICAL

- Standard D-Sub: 9 / 15 / 25 Positions | High Density D-Sub: 15 / 26 / 44 Positions
- Voltage: 500VAC for 1 minute
- Termination type: Solder Cup, Vertical PCB, Right Angle PCB (Male Only)
- Current rating: 5 AMPS
- Contact resistance: 15mOhms Max.

MECHANICAL

- Operating temperature: -50°C to 100°C
- Process temperature: 260°C
- Sealing material: F04 Flexible Adhesive (Female) | F08 Flexible Adhesive (Male)
- Wire size for solder cup termination: 26-20 AWG
- Panel Sealing Kits available (Purchased separately)

STANDARDS AND SPECIFICATIONS

- Meets IEC-529-IP67 Requirements

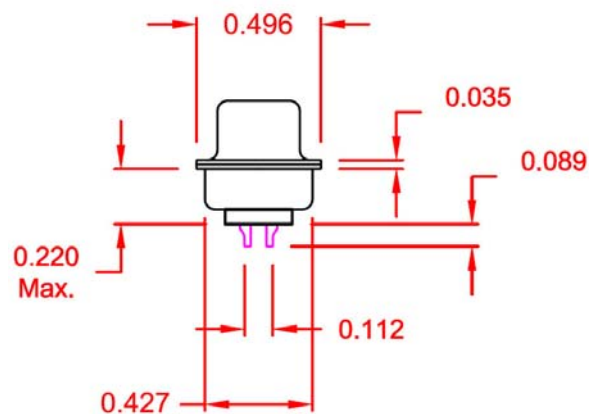


IP67 SEAL-D™ D-Sub Connectors

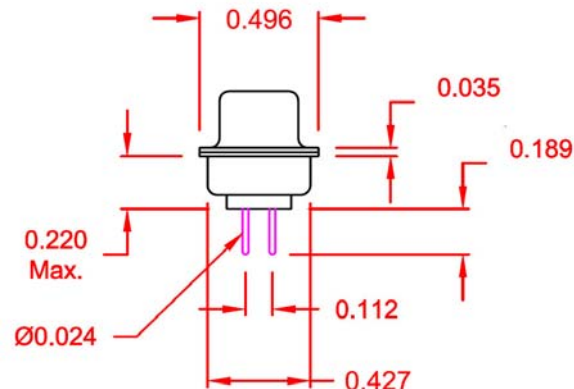
PRODUCT DIMENSIONS - Standard Density

Part Number	Termination	Description
772-E09-103R001	Solder Cup	Std. D-Sub, 9 Position, Male
772-E09-203R001	Solder Cup	Std. D-Sub, 9 Position, Female
772-E15-103R001	Solder Cup	Std. D-Sub, 15 Position, Male
772-E15-203R001	Solder Cup	Std. D-Sub, 15 Position, Female
772-E25-103R001	Solder Cup	Std. D-Sub, 25 Position, Male
772-E25-203R001	Solder Cup	Std. D-Sub, 25 Position, Female
772-E09-113R001	Vertical PCB	Std. D-Sub, 9 Position, Male
772-E09-213R001	Vertical PCB	Std. D-Sub, 9 Position, Female
772-E15-113R001	Vertical PCB	Std. D-Sub, 15 Position, Male
772-E15-213R001	Vertical PCB	Std. D-Sub, 15 Position, Female
772-E25-113R001	Vertical PCB	Std. D-Sub, 25 Position, Male
772-E25-213R001	Vertical PCB	Std. D-Sub, 25 Position, Female
773-E09-113R001	Right Angle PCB	Std. D-Sub, 9 Position, Male, 0.283" Foot Print
773-E15-113R001	Right Angle PCB	Std. D-Sub, 15 Position, Male, 0.283" Foot Print
773-E25-113R001	Right Angle PCB	Std. D-Sub, 25 Position, Male, 0.283" Foot Print
774-E09-113R001	Right Angle PCB	Std. D-Sub, 9 Position, Male, 0.370" Foot Print
774-E15-113R001	Right Angle PCB	Std. D-Sub, 15 Position, Male, 0.370" Foot Print
774-E25-113R001	Right Angle PCB	Std. D-Sub, 25 Position, Male, 0.370" Foot Print

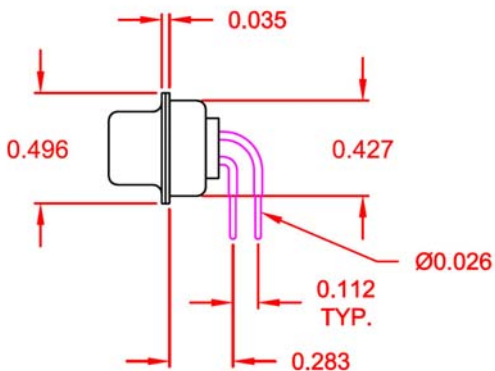
772-E Series (Solder Cup)



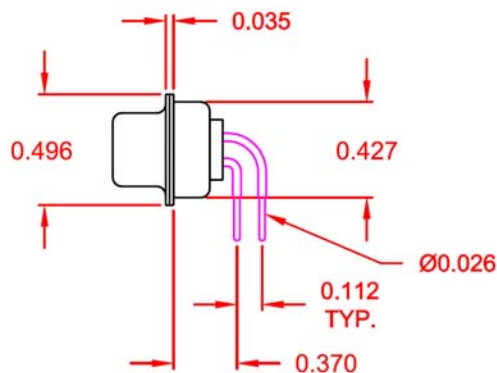
772-E Series (Vertical PCB)



773-E Series



774-E Series



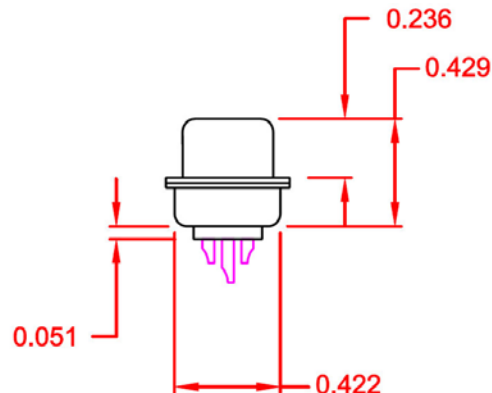


IP67 SEAL-D™ D-Sub Connectors

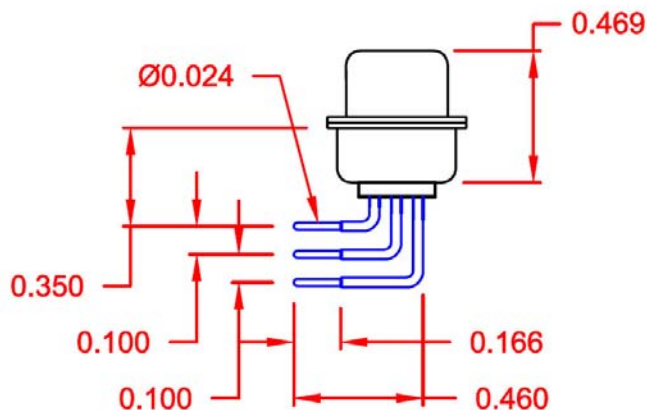
PRODUCT DIMENSIONS - High Density

Part Number	Termination	Description
780-M15-103L001	Solder Cup	HD D-Sub, 15 Position, Male
780-M15-203L001	Solder Cup	HD D-Sub, 15 Position, Female
780-M26-103L001	Solder Cup	HD D-Sub, 26 Position, Male
780-M26-203L001	Solder Cup	HD D-Sub, 26 Position, Female
780-M44-103L001	Solder Cup	HD D-Sub, 44 Position, Male
780-M44-203R001	Solder Cup	HD D-Sub, 44 Position, Female
780-M15-113R001	Vertical PCB	HD D-Sub, 15 Position, Male
780-M15-213R001	Vertical PCB	HD D-Sub, 15 Position, Female
780-M26-113R001	Vertical PCB	HD D-Sub, 26 Position, Male
780-M26-213R001	Vertical PCB	HD D-Sub, 26 Position, Female
780-M44-113R001	Vertical PCB	HD D-Sub, 44 Position, Male
780-M44-213R001	Vertical PCB	HD D-Sub, 44 Position, Female
781-M15-113R001	Right Angle PCB	HD D-Sub, 15 Position, Male, 0.350" Foot Print
781-M26-113R001	Right Angle PCB	HD D-Sub, 26 Position, Male, 0.350" Foot Print
781-M44-113R001	Right Angle PCB	HD D-Sub, 44 Position, Male, 0.350" Foot Print
781-M15-113R141	Right Angle PCB	HD D-Sub, 15 Position, Male, 0.350" Foot Print, Bracket
781-M26-113R141	Right Angle PCB	HD D-Sub, 26 Position, Male, 0.350" Foot Print, Bracket
781-M44-113R141	Right Angle PCB	HD D-Sub, 44 Position, Male, 0.350" Foot Print, Bracket

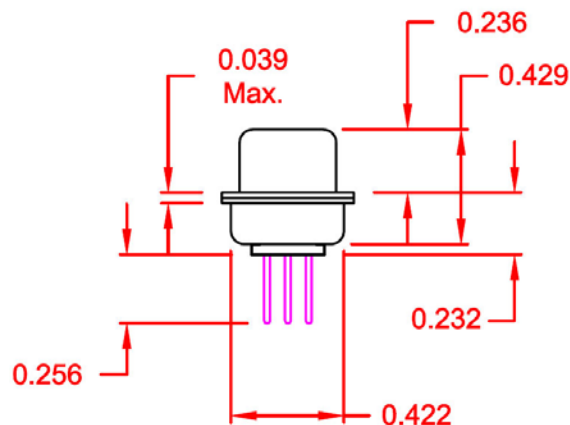
780-M Series (Solder Cup)



781-M Series



780-M Series (Vertical PCB)



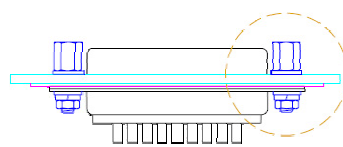


IP67 SEAL-D™ D-Sub Connectors

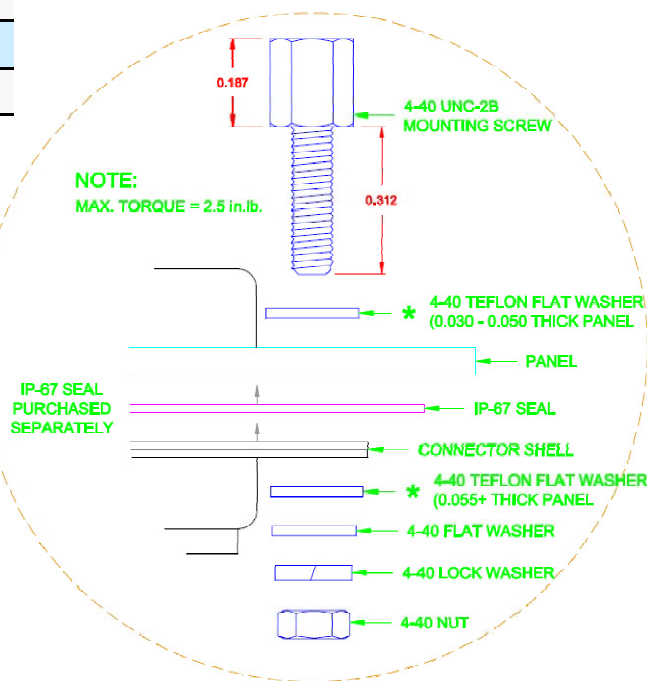
PRODUCT DIMENSIONS - Hardware

Part Number	Type	Description
SF6709	Seal	Removable Seal for Std 9 HD15 Position D-Sub
SF6715	Seal	Removable Seal for Std 15 HD26 Position D-Sub
SF6725	Seal	Removable Seal for Std 25 HD44 Position D-Sub
SFP6709	Seal	Permanent Seal for Std 9 HD15 Position D-Sub
SFP6715	Seal	Permanent Seal for Std 15 HD26 Position D-Sub
SFP6725	Seal	Permanent Seal for Std 25 HD44 Position D-Sub
160-067-010R033	Kit	Panel Mounting Kit - Contains 10 pcs
160-067-020R033	Kit	Panel Mounting Kit - Contains 4 pcs
160-067-010RB33	Bulk	Bulk Panel Mounting Kit - "010R" Option
160-067-020RB33	Bulk	Bulk Panel Mounting Kit - "020R" Option

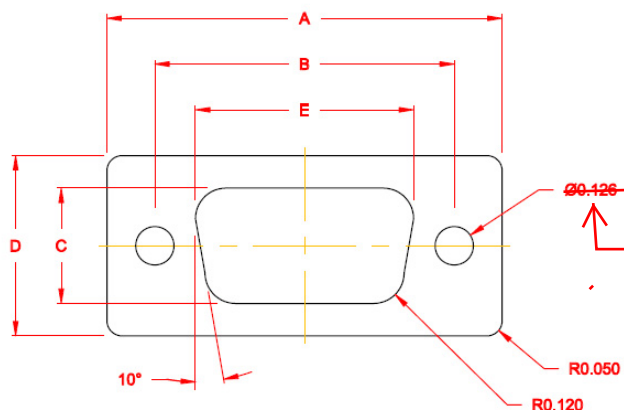
Panel Mounting Kit



* 4-40 Teflon flat washer
location dependent on panel
thickness



Removable / Permanent Seal



DIMENSIONS					
SHELL SIZE	A	B	C	D	E
9	1.299	0.984	0.378	0.591	0.717
	32.99	24.99	9.60	15.01	18.21
	1.614	1.311	0.378	0.591	1.039
15	1.850	1.311	0.378	0.591	1.039
	33.30	9.60	15.01	26.39	1.583
	1.850	0.378	0.591	1.583	
37	54.99	46.99	9.60	15.01	40.21
	2.835	2.500	0.378	0.591	2.228
	72.01	63.50	9.60	15.01	56.59
50	2.758	2.406	0.488	0.709	2.134
	70.05	61.11	12.40	18.01	54.20

FOR MORE INFORMATION

www.norcomp.net

Technical Support

Internet:

www.norcomp.net/contactus

USA:

800-849-4450

NorComp
Charlotte, NC

norcomp.net

© 2010 NorComp. All Rights Reserved.
SEAL-D is a trademark

While NorComp has made every reasonable effort to ensure the accuracy of the information in this catalog, NorComp does not guarantee that it is error-free, nor does NorComp make any other representation, warranty or guarantee that the information is accurate, correct, reliable or current. NorComp reserves the right to make any adjustments to the information contained herein at any time without notice. NorComp expressly disclaims all implied warranties regarding the information contained herein, including, but not limited to, any implied warranties of merchantability or fitness for a particular purpose. The dimensions in this catalog are for reference purposes only and are subject to change without notice. Specifications are subject to change without notice. Consult NorComp for the latest dimensions and design specifications

