

Cree® XLamp® CXA2540 LED



PRODUCT DESCRIPTION

The XLamp CXA2540 LED array expands Cree’s family of high-flux, multi-die integrated arrays, offering high performance in an easy-to-use platform. With XLamp lighting-class reliability, the CXA2540’s uniform emitting surface enables both directional and non-directional lighting applications and luminaire and lamp designs. Available in 2-step and 4-step color consistency, and featuring a 19-mm optical source, the CXA2540 brings new levels of flux and efficacy to this form factor.

FEATURES

- Available in ANSI white bins as well as 4-step and 2-step EasyWhite™ bins at 2700 K, 3000 K, 3500 K, 4000 K and 5000 K CCT
- 80-minimum CRI option
- Forward voltage: 37 V
- 85 °C binning and characterization
- Maximum drive current: 2100 mA
- 115° viewing angle, uniform chromaticity profile
- Top-side solder connections
- Thermocouple attach point
- NEMA SSL-3 2011 standard flux bins
- Mechanical and optical footprint consistent with CXA2520 and CXA2530

TABLE OF CONTENTS

Characteristics	2
Operating Limits.....	2
Flux Characteristics, Standard Order Codes and Bins	3
Flux Characteristics, Standard Order Codes and Bins, 80 CRI.....	5
Relative Spectral Power Distribution .	6
Electrical Characteristics.....	6
Relative Luminous Flux.....	7
Typical Spatial Distribution.....	8
Performance Groups - Brightness.....	8
Performance Groups - Chromaticity..	9
Cree EasyWhite Bins Plotted on the CIE 1931 Color Space	10
Cree ANSI White Bins Plotted on the CIE 1931 Color Space	11
Bin and Order Code Formats	12
Mechanical Dimensions.....	12
Thermal Design.....	13
Notes.....	13
Packaging.....	14

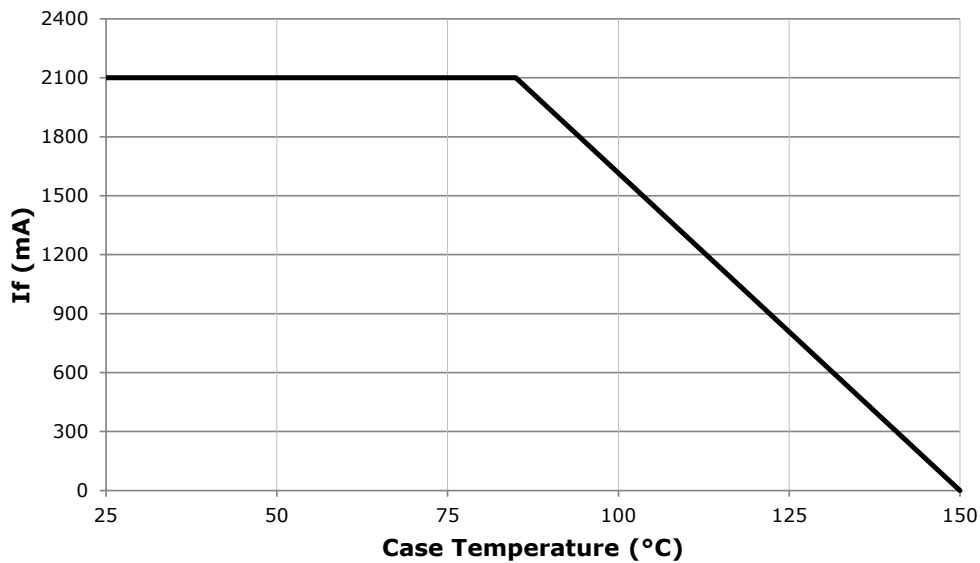
CHARACTERISTICS

Characteristics	Unit	Minimum	Typical	Maximum
Viewing angle (FWHM)	degrees		115	
ESD classification (HBM per Mil-Std-883D)			Class 2	
DC forward current	mA			2100*
Reverse current	mA			0.1
Forward voltage (@ 1100 mA, $T_j = 85\text{ }^\circ\text{C}$)	V		37	
Forward voltage (@ 1100 mA, $T_j = 25\text{ }^\circ\text{C}$)	V			42

* Refer to the Operating Limits section.

OPERATING LIMITS

The maximum current rating of the CXA2540 is dependent on the case temperature (T_c) when the LED has reached thermal equilibrium under steady-state operation. Please refer to the Mechanical Drawings section on page 12 for the location of the T_c measurement point.



FLUX CHARACTERISTICS, STANDARD ORDER CODES AND BINS ($I_f = 1100 \text{ mA}$, $T_j = 85 \text{ }^\circ\text{C}$)

The following tables provide order codes for XLamp CXA2540 LEDs. For a complete description of the order code nomenclature, please reference Bin and Order Code Formats (page 12).

Color	CCT Range	Base Order Codes Min. Luminous Flux @ 1100 mA			2-Step Order Code		4-Step Order Code	
		Group	Flux (lm) @ 85 °C	Flux (lm) @ 25 °C*	Chromaticity Region		Chromaticity Region	
EasyWhite	5000K	V4	4545	5083	50H	CXA2540-0000-000N00V450H	50F	CXA2540-0000-000N00V450F
		W2	4860	5435		CXA2540-0000-000N00W250H		CXA2540-0000-000N00W250F
		W4	5225	5843		CXA2540-0000-000N00W450H		CXA2540-0000-000N00W450F
	4000K	V2	4230	4730	40H	CXA2540-0000-000N00V240H	40F	CXA2540-0000-000N00V240F
		V4	4545	5083		CXA2540-0000-000N00V440H		CXA2540-0000-000N00V440F
		W2	4860	5435		CXA2540-0000-000N00W240H		CXA2540-0000-000N00W240F
	3500K	U4	3955	4423	35H	CXA2540-0000-000N00U435H	35F	CXA2540-0000-000N00U435F
		V2	4230	4730		CXA2540-0000-000N00V235H		CXA2540-0000-000N00V235F
		V4	4545	5083		CXA2540-0000-000N00V435H		CXA2540-0000-000N00V435F
	3000K	U4	3955	4423	30H	CXA2540-0000-000N00U430H	30F	CXA2540-0000-000N00U430F
		V2	4230	4730		CXA2540-0000-000N00V230H		CXA2540-0000-000N00V230F
		V4	4545	5083		CXA2540-0000-000N00V430H		CXA2540-0000-000N00V430F
	2700K	U2	3680	4115	27H	CXA2540-0000-000N00U227H	27F	CXA2540-0000-000N00U227F
		U4	3955	4423		CXA2540-0000-000N00U427H		CXA2540-0000-000N00U427F
		V2	4230	4730		CXA2540-0000-000N00V227H		CXA2540-0000-000N00V227F

Notes:

- Cree maintains a tolerance of $\pm 7\%$ on flux and power measurements, ± 0.005 on chromaticity (CCx, CCy) measurements and a tolerance of ± 2 on CRI measurements.
- Minimum CRI for standard CRI order codes ending in 0E8, 27F, 27H, 0E7, 30F, 30H, 0E6, 35F, 35H is 80.
- Minimum CRI for standard CRI order codes ending in 0E5, 40F, 40H, 0E3, 50F, 50H is 70.
- * Flux values @ 25 °C are calculated and for reference only.

FLUX CHARACTERISTICS, STANDARD ORDER CODES AND BINS ($I_f = 1100 \text{ mA}$, $T_j = 85 \text{ }^\circ\text{C}$) - CONTINUED

Color	CCT Range	Base Order Codes Min Luminous Flux @ 1100 mA			Chromaticity Regions	Order Code
		Group	Flux (lm) @ 85 °C	Flux (lm) @ 25 °C*		
ANSI White	5000K	V4	4545	5083	3A0, 3B0, 3C0, 3D0	CXA2540-0000-000N0HV40E3
		W2	4860	5435		CXA2540-0000-000N0HW20E3
		W4	5225	5843		CXA2540-0000-000N0HW40E3
	4000K	V2	4230	4730	5A0, 5B0, 5C0, 5D0	CXA2540-0000-000N0HV20E5
		V4	4545	5083		CXA2540-0000-000N0HV40E5
		W2	4860	5435		CXA2540-0000-000N0HW20E5
	3500K	U4	3955	4423	6A0, 6B0, 6C0, 6D0	CXA2540-0000-000N0HU40E6
		V2	4230	4730		CXA2540-0000-000N0HV20E6
		V4	4545	5083		CXA2540-0000-000N0HV40E6
	3000K	U4	3955	4423	7A0, 7B0, 7C0, 7D0	CXA2540-0000-000N0HU40E7
		V2	4230	4730		CXA2540-0000-000N0HV20E7
		V4	4545	5083		CXA2540-0000-000N0HV40E7
	2700K	U2	3680	4115	8A0, 8B0, 8C0, 8D0	CXA2540-0000-000N0HU20E8
		U4	3955	4423		CXA2540-0000-000N0HU40E8
		V2	4230	4730		CXA2540-0000-000N0HV20E8

Notes:

- Cree maintains a tolerance of $\pm 7\%$ on flux and power measurements, ± 0.005 on chromaticity (CCx, CCy) measurements and a tolerance of ± 2 on CRI measurements.
- Minimum CRI for standard CRI order codes ending in 0E8, 27F, 27H, 0E7, 30F, 30H, 0E6, 35F, 35H is 80.
- Minimum CRI for standard CRI order codes ending in 0E5, 40F, 40H, 0E3, 50F, 50H is 70.
- * Flux values @ 25 °C are calculated and for reference only.

FLUX CHARACTERISTICS, STANDARD ORDER CODES AND BINS, 80 CRI ($I_f = 1100 \text{ mA}$, $T_j = 85 \text{ }^\circ\text{C}$)

The following tables provide order codes for XLamp CXA2540 80 CRI minimum LEDs. For a complete description of the order code nomenclature, please reference Bin and Order Code Formats (page 12).

Color	CCT Range	Base Order Codes Min. Luminous Flux @ 1100 mA			2-Step Order Code		4-Step Order Code	
		Group	Flux (lm) @ 85 °C	Flux (lm) @ 25 °C*	Chromaticity Region		Chromaticity Region	
EasyWhite	5000K	V2	4230	4730	50H	CXA2540-0000-000N0HV250H	50F	CXA2540-0000-000N0HV250F
		V4	4545	5083		CXA2540-0000-000N0HV450H		CXA2540-0000-000N0HV450F
		W2	4860	5435		CXA2540-0000-000N0HW250H		CXA2540-0000-000N0HW250F
	4000K	U4	3955	4423	40H	CXA2540-0000-000N0HU440H	40F	CXA2540-0000-000N0HU440F
		V2	4230	4730		CXA2540-0000-000N0HV240H		CXA2540-0000-000N0HV240F
		V4	4545	5083		CXA2540-0000-000N0HV440H		CXA2540-0000-000N0HV440F

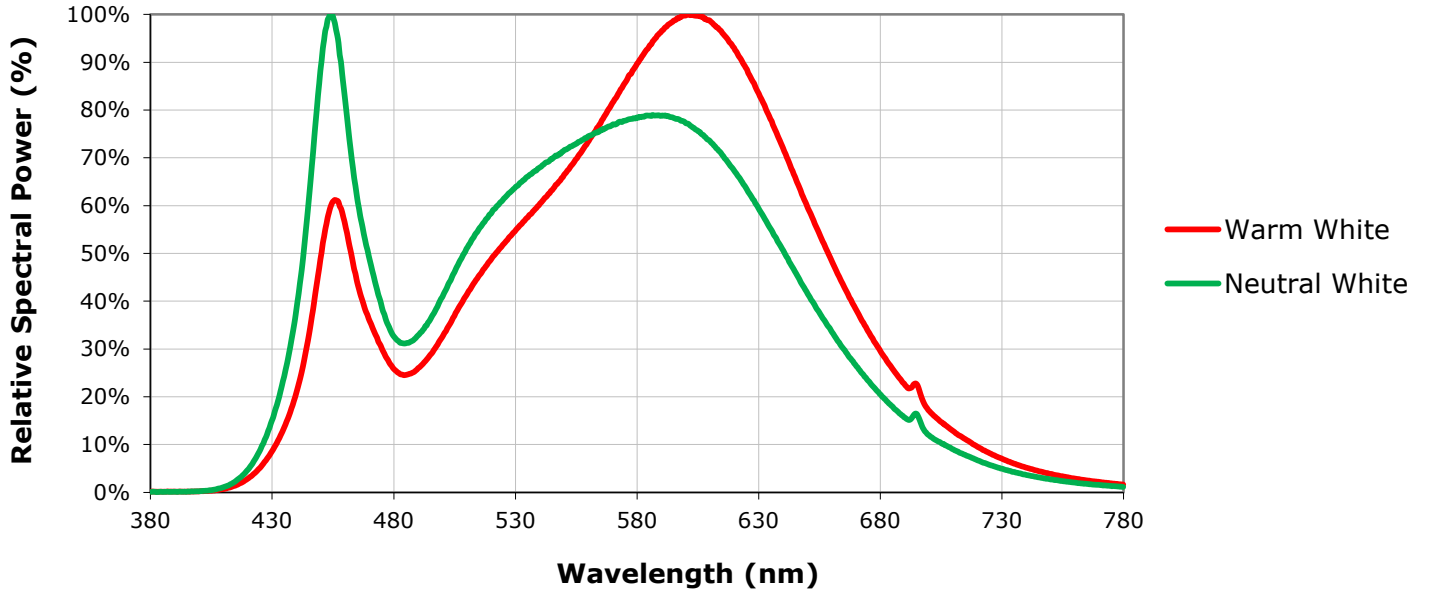
Color	CCT Range	Base Order Codes Min Luminous Flux @ 1100 mA			Chromaticity Regions	Order Code
		Group	Flux (lm) @ 85 °C	Flux (lm) @ 25 °C*		
ANSI White	5000K	V2	4230	4730	3A0, 3B0, 3C0, 3D0	CXA2540-0000-000N0HV20E3
		V4	4545	5083		CXA2540-0000-000N0HV40E3
		W2	4860	5435		CXA2540-0000-000N0HW20E3
	4000K	U4	3955	4423	5A0, 5B0, 5C0, 5D0	CXA2540-0000-000N0HU40E5
		V2	4230	4730		CXA2540-0000-000N0HV20E5
		V4	4545	5083		CXA2540-0000-000N0HV40E5

Notes:

- Cree maintains a tolerance of $\pm 7\%$ on flux and power measurements, ± 0.005 on chromaticity (CCx, CCy) measurements and a tolerance of ± 2 on CRI measurements.
- Minimum CRI for 80 CRI order codes ending in 0E5, 40F, 40H, 0E3, 50F, 50H is 80.
- * Flux values @ 25 °C are calculated and for reference only.

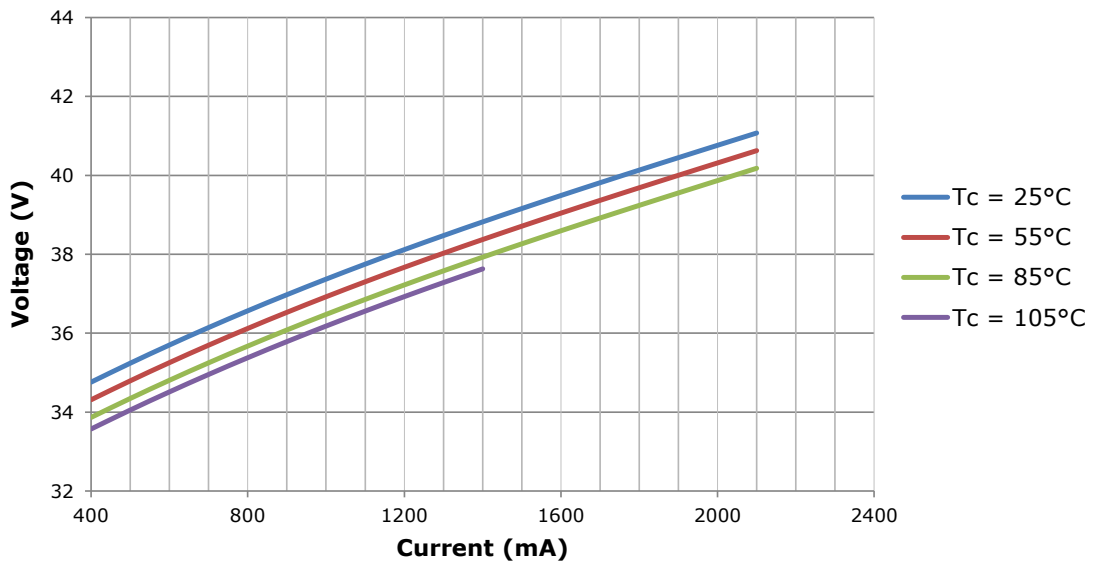
RELATIVE SPECTRAL POWER DISTRIBUTION ($I_f = 1100 \text{ mA}$, $T_j = 85 \text{ }^\circ\text{C}$)

The following graph is the result of a pulsed measurement at 1100 mA and $T_j = 85 \text{ }^\circ\text{C}$.



ELECTRICAL CHARACTERISTICS

The following graph is the result of a series of steady-state measurements.

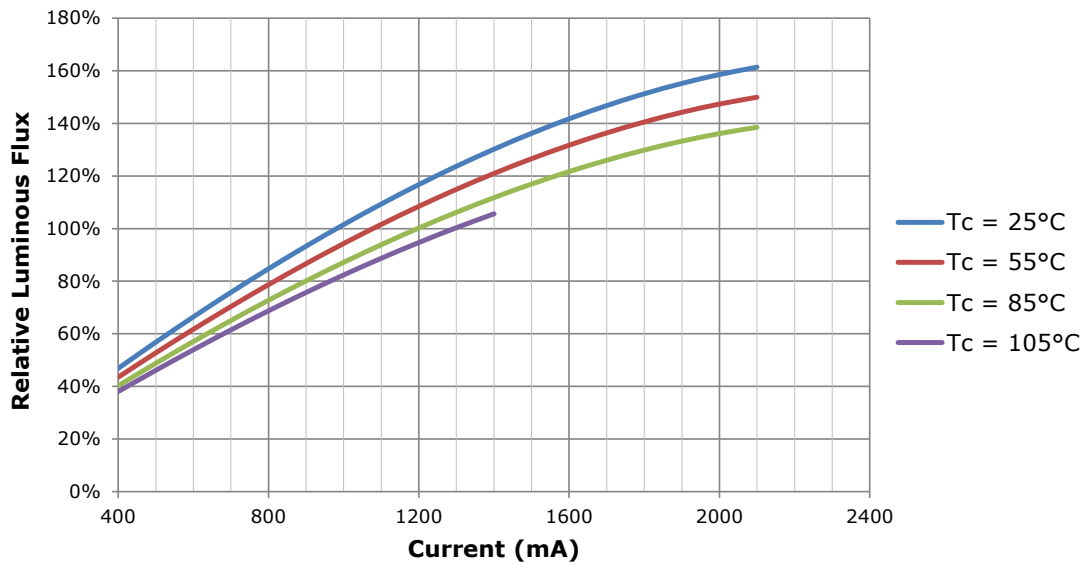


RELATIVE LUMINOUS FLUX

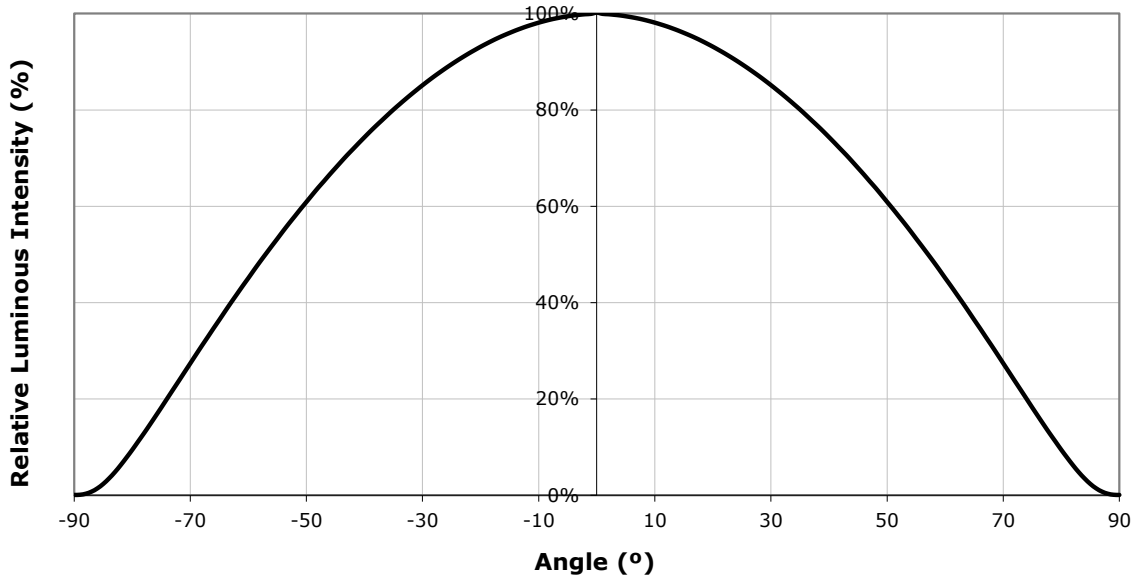
The relative luminous flux values provided below are the ratio of:

- Measurements of CXA2540 at steady-state operation at the given conditions, divided by
- Flux measured during binning, which is a pulsed measurement at 1100 mA at $T_j = 85\text{ }^\circ\text{C}$.

For example, at steady-state operation of $T_c = 55\text{ }^\circ\text{C}$, $I_f = 1800\text{ mA}$, the relative luminous flux ratio is 140% in the chart below. A CXA2540 LED that measures 4600 lm during binning will deliver 6440 lm (4600×1.4) at steady-state operation of $T_c = 55\text{ }^\circ\text{C}$, $I_f = 1800\text{ mA}$.



TYPICAL SPATIAL DISTRIBUTION



PERFORMANCE GROUPS - BRIGHTNESS ($I_f = 1100 \text{ mA}$, $T_j = 85 \text{ °C}$)

XLamp CXA2540 LEDs are tested for luminous flux and placed into one of the following bins.

Group Code	Min. Luminous Flux @ 1100 mA	Max. Luminous Flux @ 1100 mA
U2	3680	3955
U4	3955	4230
V2	4230	4545
V4	4545	4860
W2	4860	5225
W4	5225	5590

PERFORMANCE GROUPS - CHROMATICITY ($T_j = 85\text{ }^\circ\text{C}$)

XLamp CXA2540 LEDs are tested for chromaticity and placed into one of the regions defined by the following bounding coordinates.

EasyWhite Color Temperatures – 4-Step			
Code	CCT	x	y
50F	5000K	0.3407	0.3459
		0.3415	0.3586
		0.3499	0.3654
		0.3484	0.3521
40F	4000K	0.3744	0.3685
		0.3782	0.3837
		0.3912	0.3917
		0.3863	0.3758
35F	3500K	0.3981	0.3800
		0.4040	0.3966
		0.4186	0.4037
		0.4116	0.3865
30F	3000K	0.4242	0.3919
		0.4322	0.4096
		0.4449	0.4141
		0.4359	0.3960
27F	2700K	0.4475	0.3994
		0.4573	0.4178
		0.4695	0.4207
		0.4589	0.4021

EasyWhite Color Temperatures – 2-Step			
Code	CCT	x	y
50H	5000K	0.3429	0.3507
		0.3434	0.3571
		0.3475	0.3604
		0.3469	0.3539
40H	4000K	0.3784	0.3741
		0.3804	0.3818
		0.3867	0.3857
		0.3844	0.3778
35H	3500K	0.4030	0.3857
		0.4061	0.3941
		0.4132	0.3976
		0.4099	0.3890
30H	3000K	0.4291	0.3973
		0.4333	0.4062
		0.4395	0.4084
		0.4351	0.3994
27H	2700K	0.4528	0.4046
		0.4578	0.4138
		0.4638	0.4152
		0.4586	0.4060

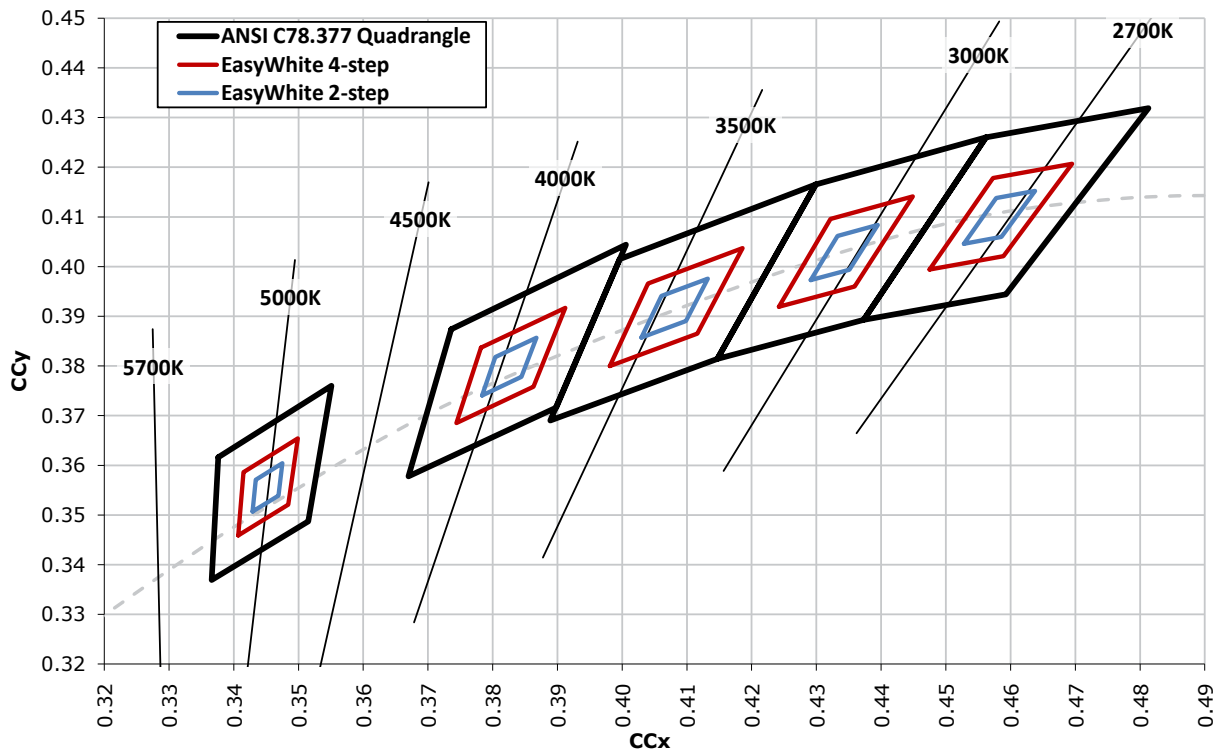
ANSI White Bins				
Code	CCT	Bin Code	x	y
0E3	5000K	3A0	.3371	.3490
			.3451	.3554
			.3440	.3427
			.3366	.3369
		3B0	.3376	.3616
			.3463	.3687
			.3451	.3554
			.3371	.3490
		3C0	.3463	.3687
			.3551	.3760
			.3533	.3620
			.3451	.3554
		3D0	.3451	.3554
			.3533	.3620
			.3515	.3487
			.3440	.3427

ANSI White Bins				
Code	CCT	Bin Code	x	y
0E5	4000K	5A0	.3670	.3578
			.3702	.3722
			.3825	.3798
			.3783	.3646
		5B0	.3702	.3722
			.3736	.3874
			.3869	.3958
			.3825	.3798
		5C0	.3825	.3798
			.3869	.3958
			.4006	.4044
			.3950	.3875
		5D0	.3783	.3646
			.3825	.3798
			.3950	.3875
			.3898	.3716

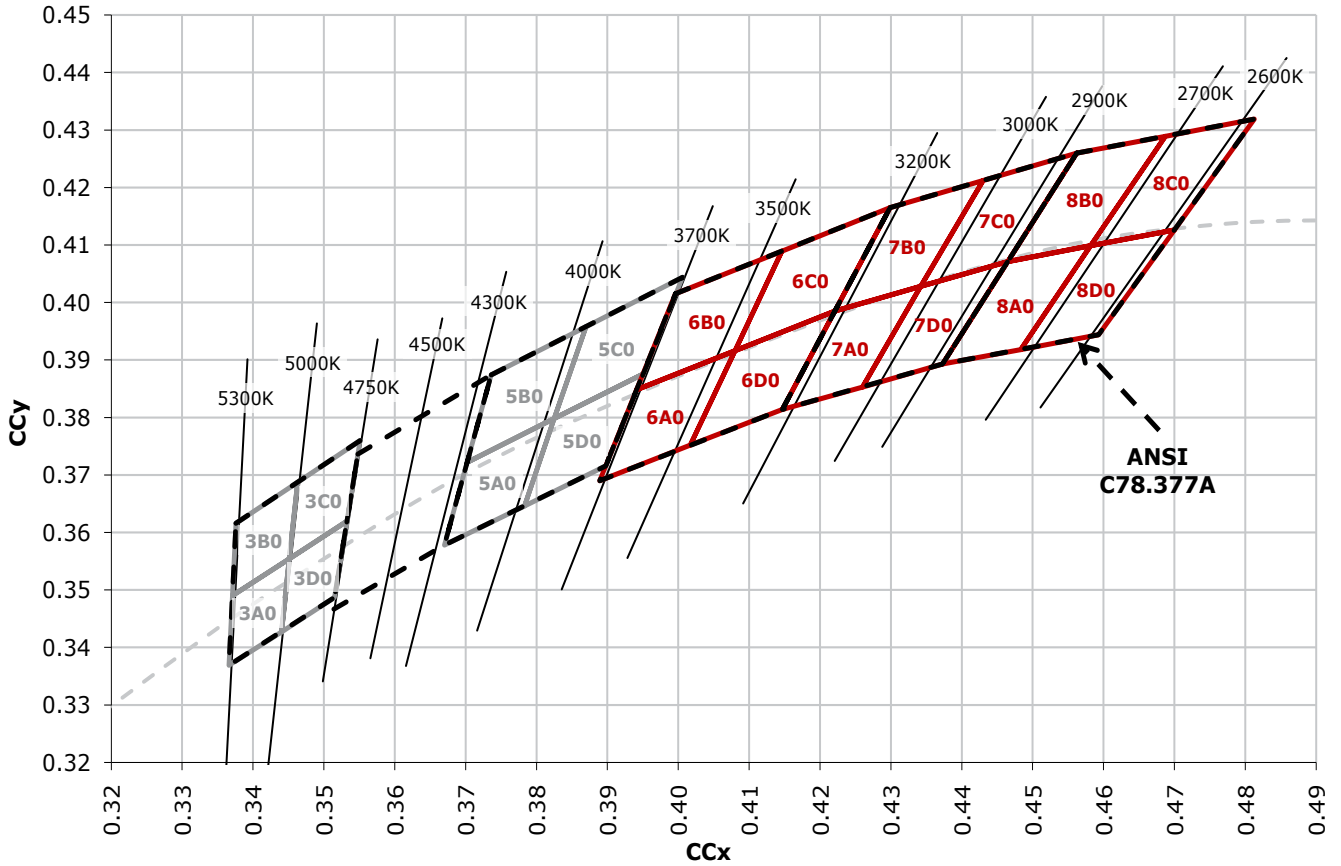
ANSI White Bins				
Code	CCT	Bin Code	x	y
0E6	3500K	6A0	.3889	.3690
			.3941	.3848
			.4080	.3916
			.4017	.3751
		6B0	.3941	.3848
			.3996	.4015
			.4146	.4089
			.4080	.3916
		6C0	.4080	.3916
			.4146	.4089
			.4299	.4165
			.4221	.3984
		6D0	.4017	.3751
			.4080	.3916
			.4221	.3984
			.4147	.3814

ANSI White Bins					ANSI White Bins				
Code	CCT	Bin Code	x	y	Code	CCT	Bin Code	x	y
0E7	3000K	7A0	.4147	.3814	0E8	2700K	8A0	.4373	.3893
			.4221	.3984				.4465	.4071
			.4342	.4028				.4582	.4099
			.4259	.3853				.4483	.3919
		7B0	.4221	.3984			8B0	.4465	.4071
			.4299	.4165				.4562	.4260
			.4430	.4212				.4687	.4289
			.4342	.4028				.4582	.4099
		7C0	.4342	.4028			8C0	.4582	.4099
			.4430	.4212				.4687	.4289
			.4562	.4260				.4813	.4319
			.4465	.4071				.4700	.4126
		7D0	.4259	.3853			8D0	.4483	.3919
			.4342	.4028				.4582	.4099
			.4465	.4071				.4700	.4126
			.4373	.3893				.4593	.3944

CREE EASYWHITE BINS PLOTTED ON THE CIE 1931 COLOR SPACE ($T_j = 85^\circ\text{C}$)



CREE ANSI WHITE BINS PLOTTED ON THE CIE 1931 COLOR SPACE ($T_j = 85^\circ\text{C}$)



THERMAL DESIGN

The CXA family of LED arrays can include over a hundred different LED die inside one package, and thus over a hundred different junction temperatures (T_j). Cree has intentionally removed junction-temperature-based operating limits and replaced the commonplace maximum T_j calculations with maximum ratings based on forward current (I_f) and case temperature (T_c). No additional calculations are required to ensure the CXA LED is being operated within its designed limits. Please refer to page 2 for the Operating Limit specification.

For performing thermal simulation, Cree has measured the bottom of the package, commonly referred to as the solder point (T_{sp}), and found this value to be equivalent to the T_c location at the top of the package once the LED has reached thermal equilibrium. There is no need to calculate for T_j inside the package, as the thermal management design process, specifically from T_{sp} to ambient, remains identical to any other LED component. For more information on thermal management of Cree XLamp LEDs, please refer to the XLamp Thermal Management application note at www.cree.com/xlamp_app_notes/thermal_management.

NOTES

Lumen Maintenance Projections

Cree now uses standardized IES LM-80-08 and TM-21-11 methods for collecting long-term data and extrapolating LED lumen maintenance. For information on the specific LM-80 data sets available for this LED, refer to the public LM-80 results document at www.cree.com/xlamp_app_notes/LM80_results.

Please read the XLamp Long-Term Lumen Maintenance application note at www.cree.com/xlamp_app_notes/lumen_maintenance for more details on Cree's lumen maintenance testing and forecasting. Please read the XLamp Thermal Management application note at www.cree.com/xlamp_app_notes/thermal_management for details on how thermal design, ambient temperature, and drive current affect the LED junction temperature.

Vision Advisory Claim

Users should be cautioned not to stare at the light of this LED product. The bright light can damage the eye.

PACKAGING

Cree CXA2540 LEDs are packaged in trays of 20, which are then combined in boxes of 5 trays, or 100 LEDs. Boxes of 100 LEDs are of the same performance bin.

Dimensions are in inches.

Tolerances:

.x ± .1

.xx ± .05

.xxx ± .005

x° ± 1°

