





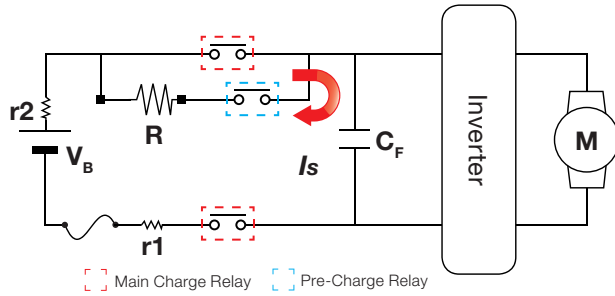
RELAYS

Power		Signal		PhotoMOS		Solid State		Automotive		Microwave Devices	
Polarized		General Purpose		VSSOP		Through-Hole & SMD		Plug-in & SMD		High Frequency	
ADJ	DQ-M	AGN	TQ	4 Pins	AQY	AQ1	AQ-F	CA	CQ	ARA	RK
ADQ	DSP	AGQ	TQ-SMD	SSOP		AQ8	AQ-G	CA	CT	ARE	RP
ADY	DW	DS	TX	4 Pins	AQY	AQ-C	AQ-H	CJ	CT Power	ARJ	RX
DE	S	HY	TX-D	SOP		High Capacity		CM	CV	ARS	RX-P
DW	SP	SX	TX-S	4 Pins	AQY	AQ-A	AQ-N	CN-H	CW	ARN	
DK	ST	TK	TX-TH	6 Pins	AQV	AQ-J	AQ-R	CN-M	JJ-M	Coaxial Switches	
Non-Polarized		TN		8 Pins	AQW	AQ-K		CP	JS-M	ARD	ARV
ALE	LTS			16 Pins	AQS	Phototriac Coupler		CP Power			
ALZ	NC			SON		APT		High Capacity DC			
HE	PA			4 Pins	AQY	Input/Output Modules		AEB	AEV		
HE-PV	PF			DIP		IAC					
JTV	PQ			4 Pins	AQY						
High Capacity DC				6 Pins	APV						
AEJ	AEP			8 Pins	AQW						
General Purpose											
AHN	HK										
HC	HL										
HG	HP										
HJ											
Safety											
SFS											

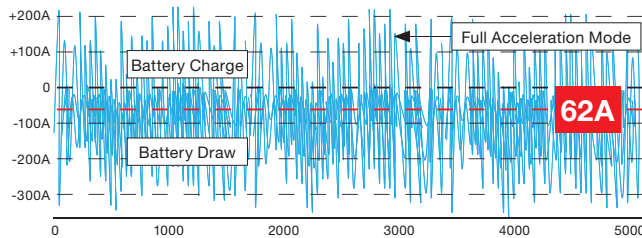


EV Relays

EV Relays for PHEVs & EVs meet automotive industry guidelines & can be used to manage inrush currents.

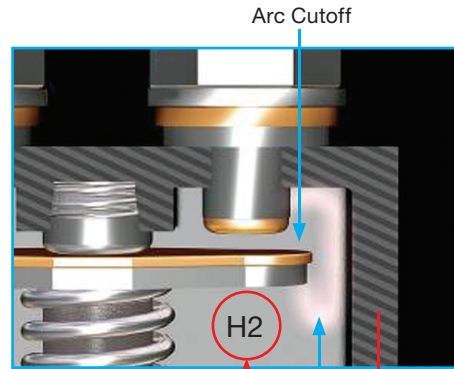


Charging & Discharging: Average Vs Peak

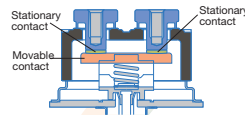


Peak levels should not be the determining factor when selecting relays. More importantly AVERAGE (RMS) current levels should be considered.

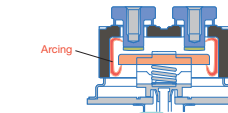
EV & EP Relays: Arc Cooling Feature



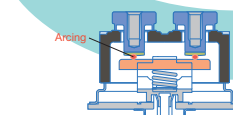
Power to relay is ON.



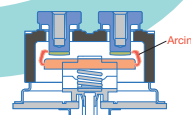
Arc is attracted to the inner wall of sealed capsule contact.



Arc is generated when power to relay is cut.



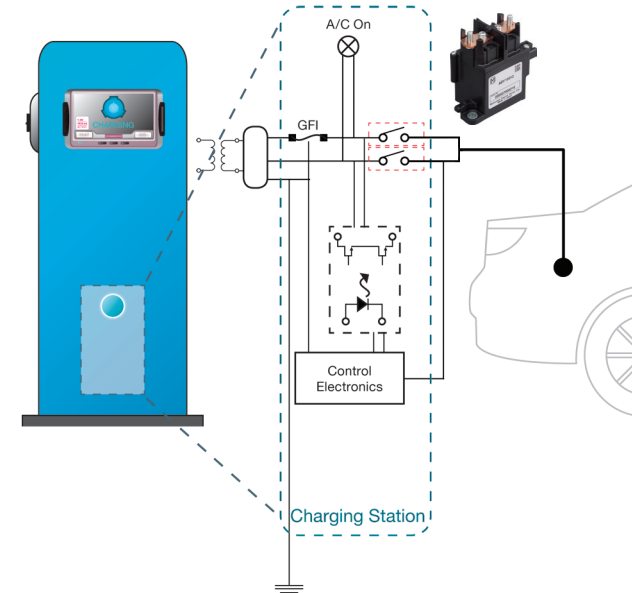
Arc runs horizontally over contact surface.



EP Relays

EV charging stations and solar panels are perfect applications for the EP Relay.

Charging stations require the ability to provide rectification and supply regulation.



Solar photovoltaic applications use EP relays in a safety capacity to protect against abnormal currents.

