



RF/IF building blocks for niche handheld devices

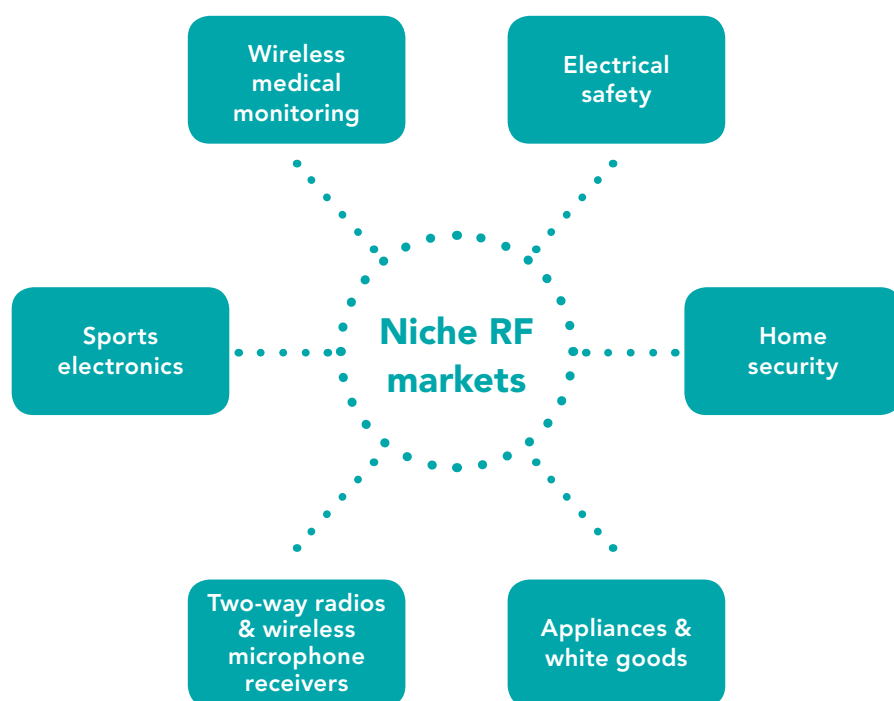
Compact, highly integrated solutions that deliver proven performance in Unlicensed Part 15 frequencies



Smart solutions for standout systems

SA6xx RF/IF building blocks

NXP's SA6xx series of RF/IF building blocks are ideal for a variety of niche RF products. Available in small-footprint packages, SA6xx solutions save PCB space while providing better RF performance.



Product highlights

SA614A (HXQFN16)

- An excellent choice for implementing the ultrasound receivers used in things like arc fault interrupt detectors and fish finders.

SA616 (HVQFN20)

- Provides enhanced receiver sensitivity and SINAD performance for applications like two-way radios and wireless medical monitoring.

SA636 (HVQFN20)

- Functions as a low-noise, high-fidelity wireless microphone receiver with UHF diversity.

A history of RF innovation



NXP's portfolio of highly integrated solutions for low-voltage, battery-operated applications, which includes RF/IF building blocks, user-interface products, and RF discretes, incorporates the best of our industry-leading expertise in wireless technology.

Every product in this category reflects the know-how gained from a history of RF innovation in cellular communications, peer-to-peer wireless networking, RFID tags, and high-end manufacturing.

The result is a series of RF solutions that bring high integration and superior performance to a wide range of low-voltage, battery-operated wireless applications in Unlicensed Part 15 frequencies.

Wide selection of package options

All our RF/IF solutions are available in a wide range of package options that support miniaturization and increase design flexibility. Included in that list are innovative QFN packages that deliver a footprint significantly smaller than a standard SSOP20 or SO16 package.

Demo board kits


Many of our demo board kits are free in single quantities, so you can turn designs quickly. Others are available for order through various NXP distributors.

Free application support

We know how vital it is to provide developers with more than just technology. To make design-in as fast and easy as possible, we support all our RF products with ready-made design kits and provide in-depth application support – all absolutely free of charge.

For application support visit nxp.com.

RF/IF evaluation demo boards



SA636DK OM13312
RF = 110.59MHz; IF 9.8 MHz




SA602AD + SA604AD OM13535
RF = 45 MHz; IF = 455 kHz




SA6x6DK OM13531
RF = 45 MHz; IF = 455 kHz



SA616BS OM13532
RF = 45 MHz; IF = 455 kHz



SA636BS OM13533
RF = 240 MHz; IF = 10.7 MHz



SA605DK OM13534
RF = 45 MHz; IF = 455 kHz

Unlicensed Part 15 frequency allocations

Frequency	50 kHz to 600 kHz	27 MHz	40.66 to 40.70 MHz	46 to 49 MHz	50 and 53 MHz 72 and 75 MHz	72 to 76 MHz	169 to 172 MHz	260 to 470 MHz	901 to 902 MHz 930 to 931 MHz 940 to 941 MHz 902 to 928 MHz ISM bands	2.4 GHz ISM band
Applications	Ultrasound transducer applications: fish finders, arc fault interrupt detectors	Radio-controlled cars and toys	FCC Part 15 periodic applications	Baby monitors, wireless microphones	Model aircraft	Hearing aids	Wireless microphones	FCC Part 15 periodic applications: keyless entry/ OOK, wireless switches (315 MHz in USA, 433.6 MHz in EU), family radio services (462.562 to 467.7125 MHz)	Cordless phones, wireless data and security, meter readers, narrowband PCS, HAM radio	Cordless phones, wireless data and security, home automation, low-power PCS, HAM radio

Applications by RF-IF device type

Type	Applications	Device	Package
Low-voltage FM IF systems	<ul style="list-style-type: none"> ▶ Auto-refill water dispensers in refrigerators ▶ Fish finders ▶ Ultrasound sensor log amps @ 200 kHz ▶ Arc fault detectors 	SA604A SA614A	SO16 SO16, HXQFN16
Narrowband/wideband FM RF/IF receivers	<ul style="list-style-type: none"> ▶ Home security system receivers ▶ Car toll readers ▶ NFC/RF ID tag receivers ▶ Remote keyless entry/OOK receivers 	SA605 SA615	SSO20, SSOP20 SO20, SSOP20
Narrowband FM RF/IF receivers	<ul style="list-style-type: none"> ▶ Professional two-way radios ▶ Emergency locating receivers in VHF band for GNSS (Global Navigation Satellite System) ▶ Animal tracking receivers and direction finders ▶ Wireless hearing aid receivers 	SA606 SA616	SSOP20 SSOP20, HVQFN20
Wideband FM RF/IF receivers	<ul style="list-style-type: none"> ▶ Data controllers in Pay TV ▶ Wireless keyboard receivers ▶ Wireless meter readers ▶ Wireless microphone receivers 	SA636 SA639	SSOP20, HVQFN20 TSSOP24
SPDT switches	<ul style="list-style-type: none"> ▶ SPDT antennas & filter switches 	SA630	SO8
Mixers with VCO	<ul style="list-style-type: none"> ▶ VCOs (FM & FSK) ▶ RF front-end down converters 	SA602A SA612A	SO8 SO8

RF transceivers made simple



By providing key components for every stage of RF transmission and reception, NXP makes it simple to create a wireless transceiver.

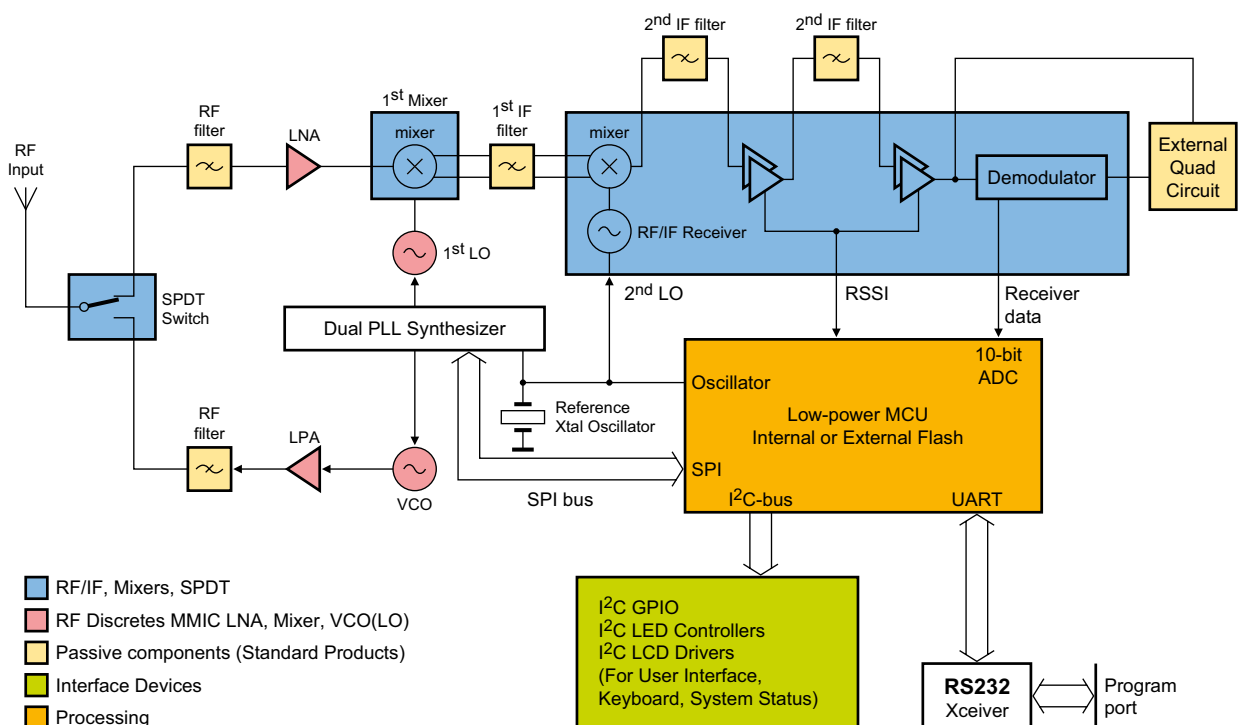
The block diagram shows that, in the frontend receiver, our RF/IF components, RF MMICs, and discrete components implement an SPDT switch, an LNA, an RF mixer, and a first LO.

In the backend receiver, an RF/IF receiver serves as the second mixer and second LO, and provides the baseband functions for RSSI and recovered audio.

In the transmitter, RF MMICs and RF discretes implement the VCO and LPA.

To complete the solution, other NXP products, including the microprocessor, UART, and I²C devices, manage the system and perform user-interface functions.

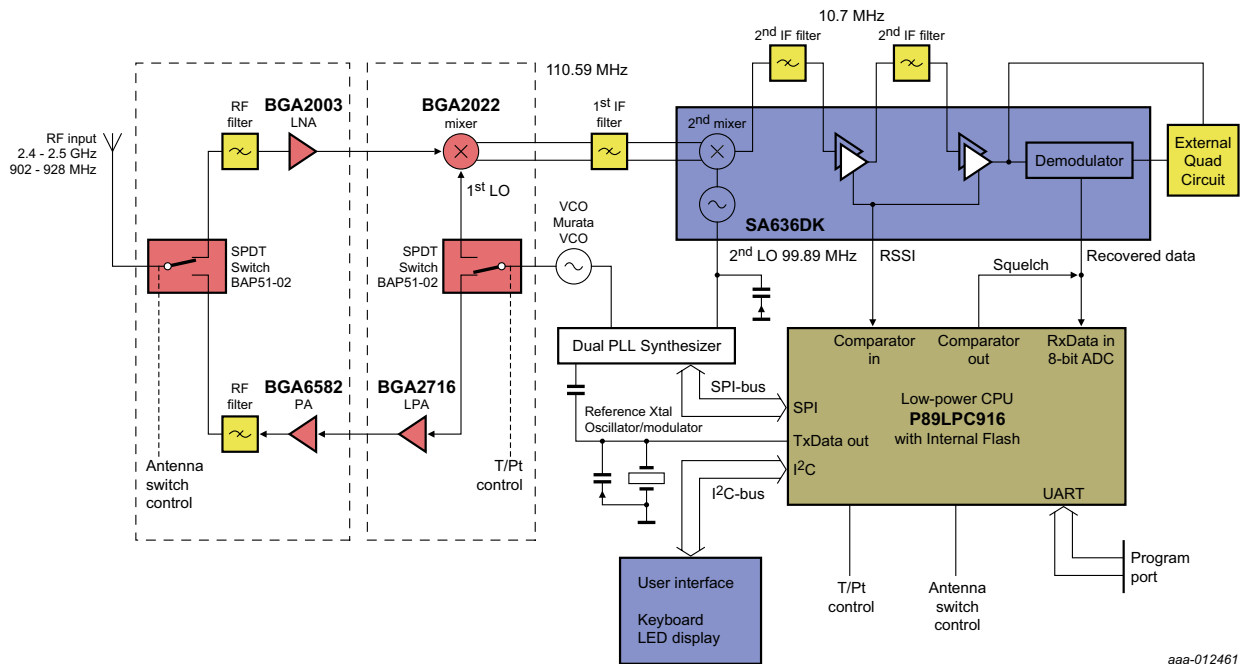
Wireless transceiver block diagram



aaa-012460

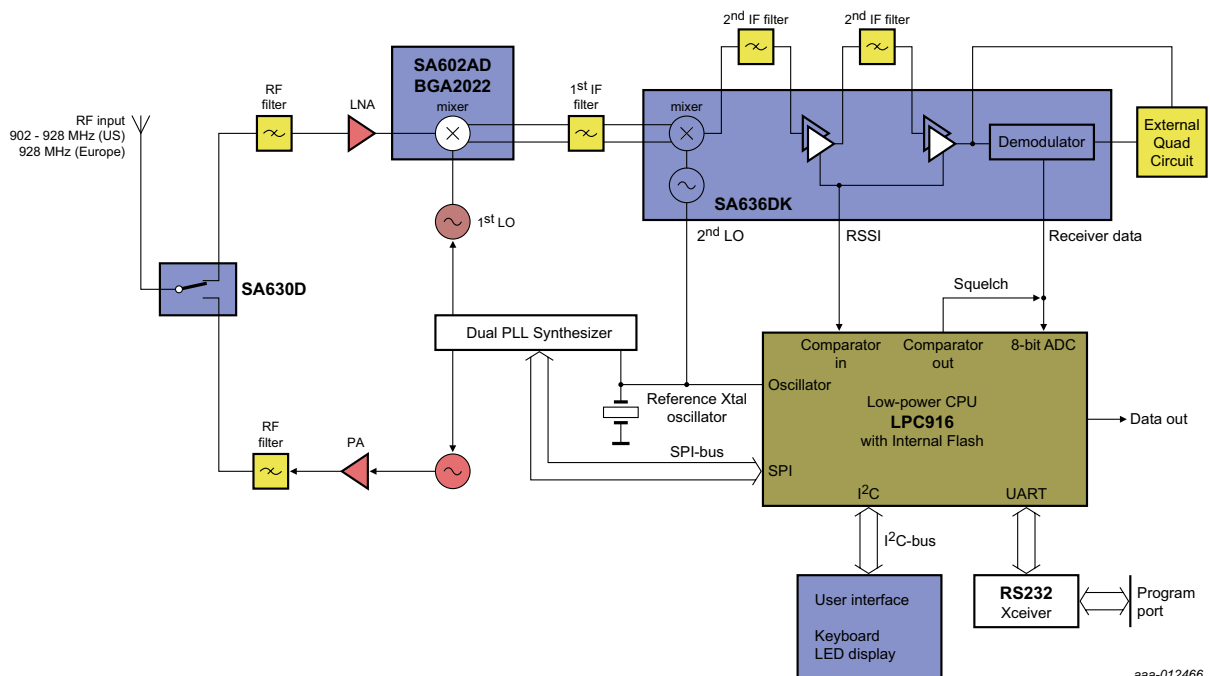
RF/IF building blocks: applications

Full duplex transceiver for 902 - 928 MHz ISM band



aaa-012461

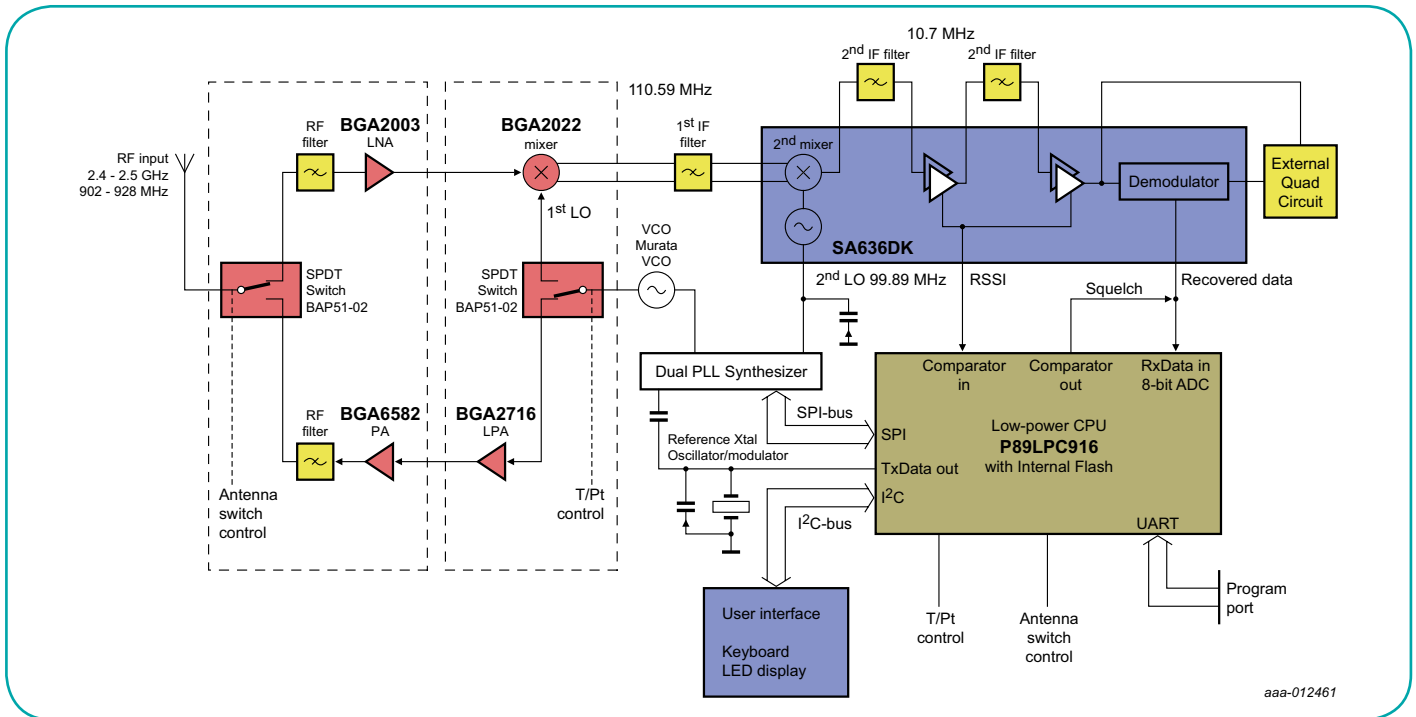
Wireless data transceiver for US & European ISM bands



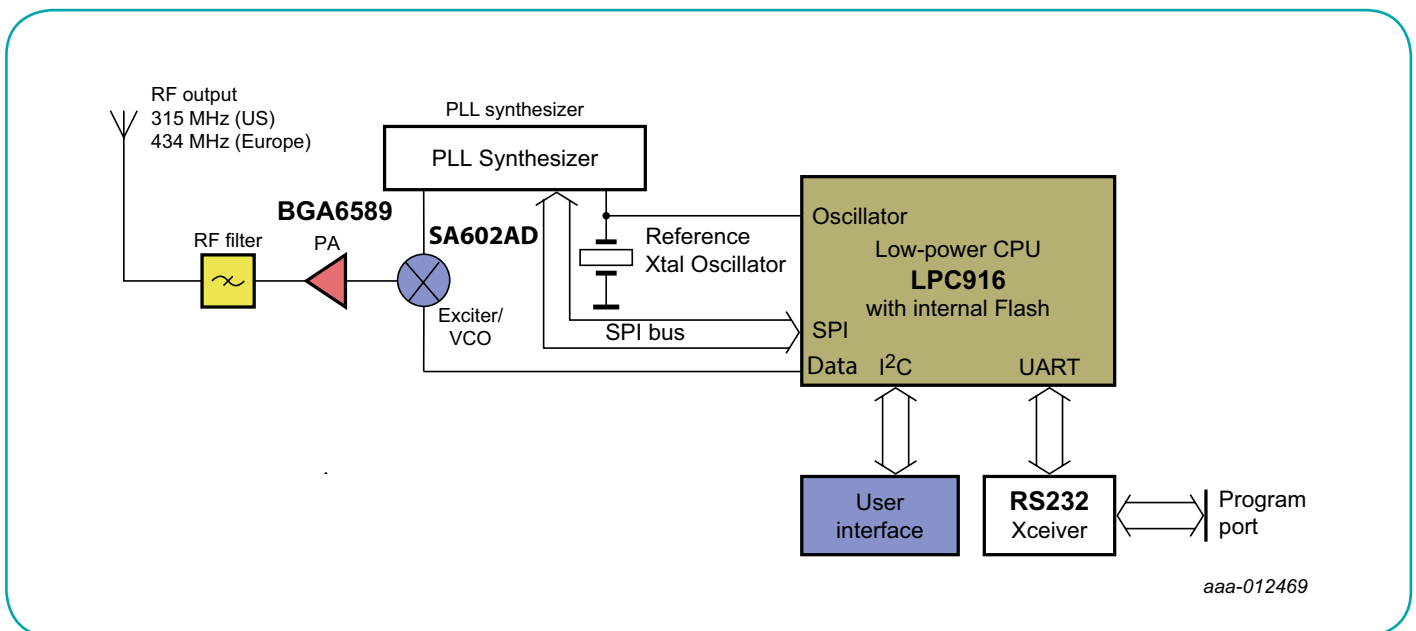
aaa-012466

RF/IF building blocks: applications

Wireless data transceiver for 2.4GHz and 900MHz ISM band

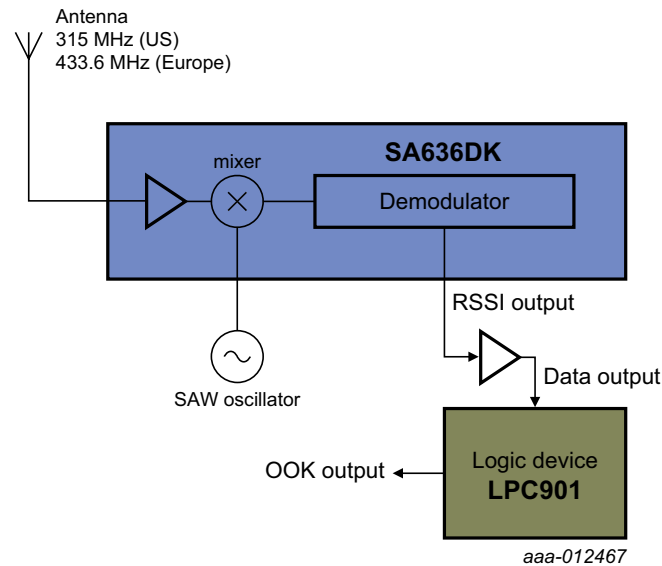


OOK transmitter using PLL Synthesizer/Exciter oscillator

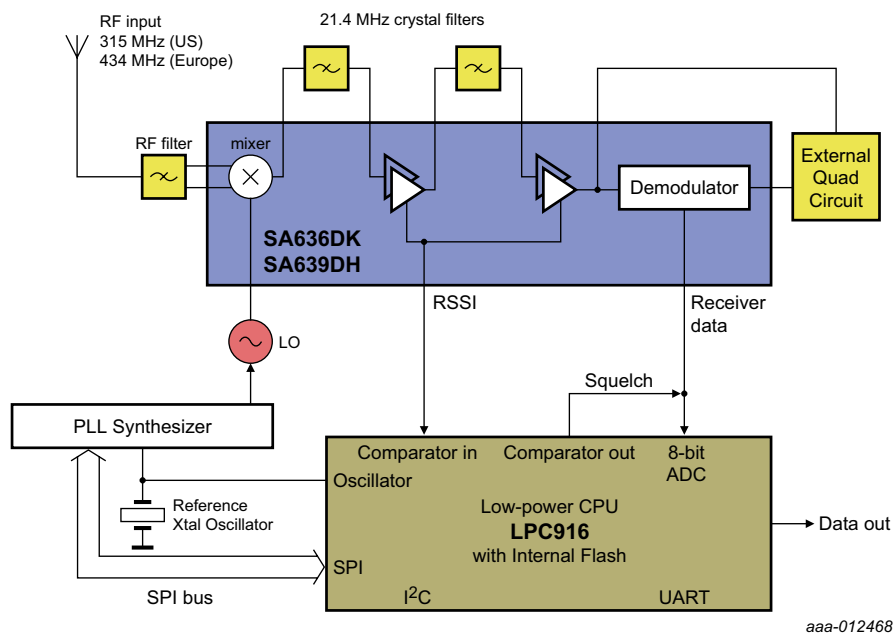


RF/IF building blocks: applications

OOK receiver using SAW oscillator

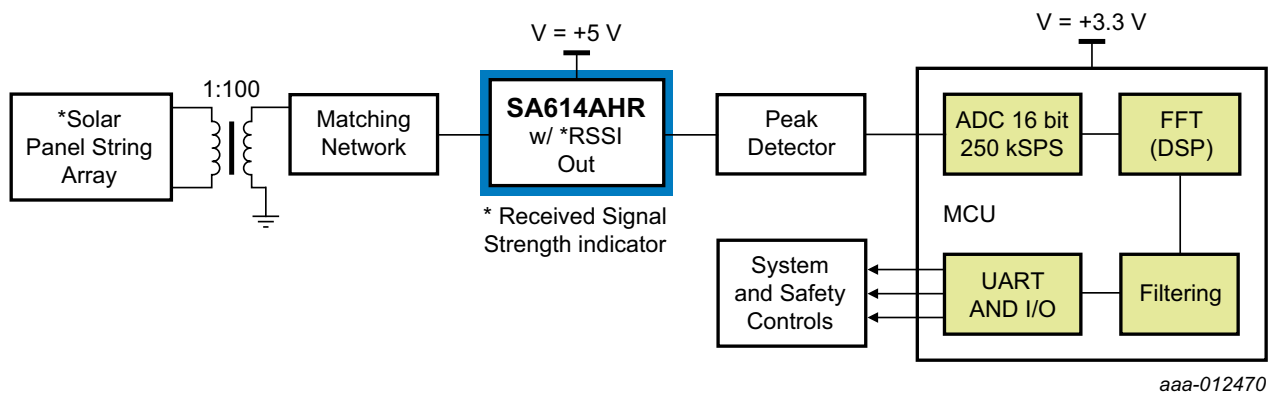


UHF receiver for remote control

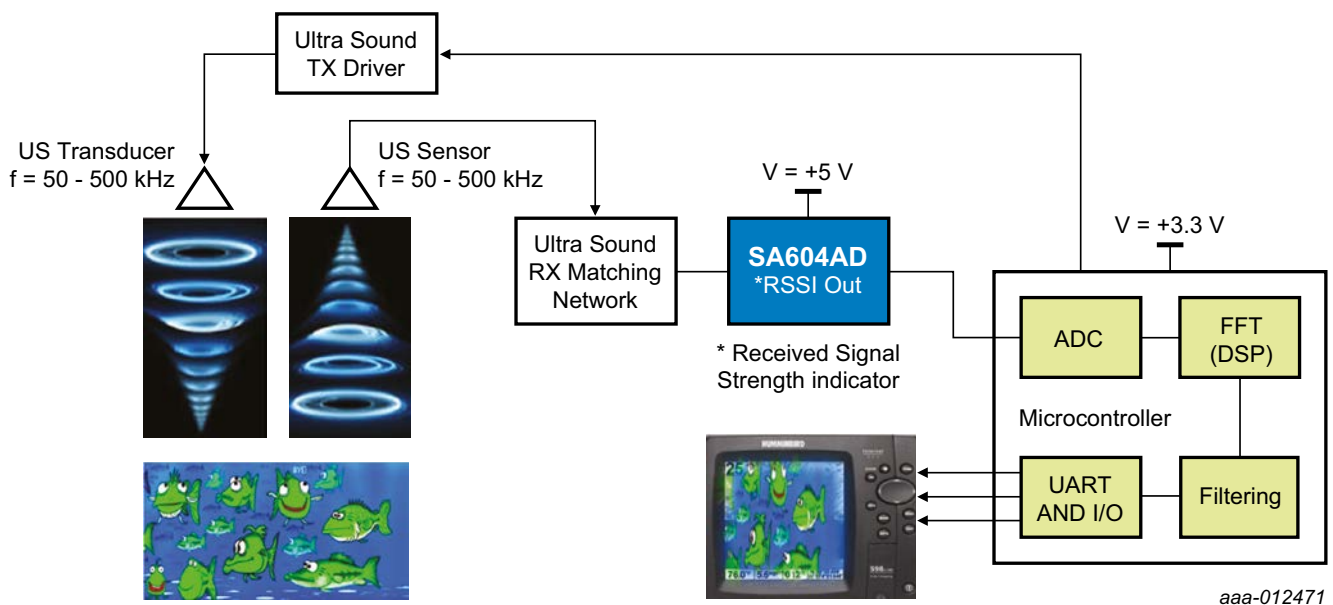


RF/IF building blocks: applications

The SA614A in an arc fault detector



The SA604A in a fish finder



RF/IF building blocks: selector guide

Device	Description	Frequency range	Bandwidth	Voltage (V)	Package	Applications
SA602A, SA612A	LNA, mixer, and oscillator	1 GHz	500 MHz RF	4.5 to 8.0	SO8	<ul style="list-style-type: none"> ▶ Transmitters ▶ Wireless meter readers ▶ Wireless local loops ▶ Police, fire radios
SA606, SA616	Narrowband FM IF receiver with audio and RSSI op amps	150 MHz	150 MHz RF, 2 MHz narrowband IF	2.7 to 5.5	SSOP20, SO20, HVQFN20	<ul style="list-style-type: none"> ▶ Portable cellular radio FM IF ▶ Cordless phones ▶ Wireless systems ▶ RF level meters ▶ Spectrum analyzers ▶ Instrumentation ▶ FSK and ASK data receivers ▶ Log amps ▶ Portable high-performance communication receivers
SA604A, SA614A	FM IF system for 455 kHz and 10.7 MHz FM IF	1 GHz	25 MHz IF	4.5 to 8.0	SO16, HXQFN16	<ul style="list-style-type: none"> ▶ Secure garage-door openers ▶ Fish finders ▶ Ultrasound receivers ▶ Arc fault detectors ▶ Cellular radio FM IF ▶ High-performance communications receivers ▶ Single-conversion VHF/UHF receivers ▶ RF level meters ▶ Spectrum analyzers ▶ Instrumentation ▶ FSK and ASK data receivers ▶ Log amps
SA605, SA615	High-performance mixer and FM IF system for 455 kHz and 10.7 MHz FM IF	1 GHz	500 MHz RF, 25 MHz IF	4.5 to 8.0	SO20, SSOP20	<ul style="list-style-type: none"> ▶ DECT cordless telephones ▶ Digital cordless telephones ▶ Digital cellular telephones ▶ Portable high-performance communications receivers ▶ Single-conversion VHF/UHF receivers ▶ FSK and ASK data receivers ▶ Wireless LANs
SA636	High-performance mixer and wideband FM IF system with fast RSSI and power-down mode	500 MHz	500 MHz RF, 25 MHz wideband IF	2.7 to 5.5	SSOP20, HVQFN20	<ul style="list-style-type: none"> ▶ Patient monitoring systems ▶ Set-top boxes ▶ DECT cordless phones ▶ FSK and ASK data receivers
SA639	Mixer and FM IF system with fast RSSI, power-down mode, post-detector- filter amplifier, and programmable data switch	500 MHz	500 MHz RF, 25 MHz wideband IF	2.7 to 5.5	TSSOP24	<ul style="list-style-type: none"> ▶ Antenna switches for a variety of wireless applications ▶ Set-top boxes
SA630	Single-pole, double-throw (SPDT) switch	1 GHz	1 GHz	3.0 to 5.0	SO8	<ul style="list-style-type: none"> ▶ Antenna switches for a variety of wireless applications ▶ Set-top boxes

RF/IF building blocks: specifications

Wideband RF/IF specifications

Device	V _{CC} range (V)	I _{CC} (max) (mA)	Mixer Gain (dB)	12 dB SINAD	I _F BW (MHz)	* Data Rate (Mbps)	RSSI dynamic range (typ) (dB)	RSSI 1 R _{Fin} @ -118 dBm (V _{dc})	RSSI 2 R _{Fin} @ -68 dBm (V _{dc})	RSSI 3 R _{Fin} @ -18 dBm (V _{dc})	Audio & data pins	Power-down mode
SA602A	4.5 to 8.0	2.4 @ 6 V	12	n/a	n/a	n/a	n/a	n/a	n/a	n/a	n/a	No
SA612A		2.7 @ 6V	11	n/a	n/a	n/a	n/a	n/a	n/a	n/a	n/a	No
SA604A		3.3 @ 6V	n/a	-120 dBm / 0.22 μ V RF: 45 MHz IF: 455 kHz Tone: 1 kHz Deviation: 8 kHz	25	1.5	90	0.0 min; 0.16 typ; 0.65 max	1.9 min; 2.65 typ; 3.1 max	4.0 min; 4.85 typ; 5.6 max	Yes	No
SA614A			n/a		25	1.5	80	0.0 min; 0.16 typ; 0.80 max	1.9 min; 2.5 typ; 3.3 max	3.6 min; 4.8 typ; 5.8 max		
SA605	4.5 to 8.0	5.7 @ 6 V	12	-120 dBm / 0.22 μ V RF: 45 MHz IF: 455 kHz Tone: 1 kHz Deviation: 8 kHz	25	1.5	90	0.0 min; 0.16 typ; 0.65 max	1.9 min; 2.5 typ; 3.1 max	4.0 min; 4.8 typ; 5.6 max	Yes	No
SA615			11		25	1.5	80	0.0 min; 0.16 typ; 0.80 max	1.9 min; 2.5 typ; 3.3 max	3.6 min; 4.8 typ; 5.8 max		
SA636	2.7 to 5.5	6.5 @ 3 V	10	-111 dBm / 0.54 μ V RF: 240 MHz IF: 10.7 kHz Tone: 1 kHz Deviation: 125 kHz	25	1.2	90	0.0 min; 0.20 typ; 0.50 max	0.3 min; 0.6 typ; 1.0 max	R _{Fin} @ -10 dBm 0.9 min; 1.3 typ; 1.8 max	No	Yes
SA639	2.7 to 5.5	8.3 @ 3 V	10	-111 dBm / 0.54 μ V RF: 110.592 MHz IF: 9.8 kHz Tone: 576 kHz Deviation: 288 kHz	25	2.0	90	R _{Fin} @ -118 dBm 0.0 min; 0.40 typ; 0.75 max	R _{Fin} @ -45 dBm 0.5 min; 0.9 typ; 1.3 max	R _{Fin} @ -10 dBm 0.8 min; 1.2 typ; 1.6 max	No	Yes

* Approximate maximum data rate. With some modifications, higher data rates are possible.

RF/IF building blocks: specifications

Narrowband RF/IF specifications

Device	I _{CC} (max) (mA)	V _{CC} range (V)	Mixer gain (dB)	12 dB SINAD	IF BW (MHz)	RSSI dynamic range (typ) (dB)	RSSI 1 RFin @ -118 dBm (Vdc)	RSSI 2 RFin @ 68 dBm (Vdc)	RSSI 3 RFin @ -23 dBm (Vdc)
SA606	4.2	2.7 to 6.0	13.5 to 19.5	-117 dBm / 0.32 µV RF: 45 MHz IF: 455 kHz Tone: 1 kHz Deviation: 8 kHz	2	90	0.3 typ, 0.8 max	0.7 min to 1.8 max	1.2 min to 2.5 max
SA616	5.0	2.7 to 6.0	11 min	-117 dBm / 0.32 µV RF: 45 MHz IF: 455 kHz Tone: 1 kHz Deviation: 8 kHz	2	80	0.3 typ, 0.8 max	0.7 min to 2.0 max	1.0 min to 2.5 max

RF glossary

**DBM – double-balanced mixer**

A special circuit that outputs sum and difference signals while minimizing the RF and LO signals.

Down conversion

Conversion of the RF or IF frequency to a lower IF frequency.

FCC Unlicensed Part 15

Federal Communication Commission Standard under Title 47 for unlicensed user operation of low power RF equipment

FM – frequency modulation

A method of data encoding where the RF signal is changed in frequency by the modulating signal (e.g. voice, data).

FM receiver

Uses a limiting IF and a quadrature demodulator to recover the modulating signal.

IF – intermediate frequency

A frequency lower than the RF frequency and generally the frequency at which demodulation/modulation is performed.

Image frequency

An unwanted RF frequency at the mixer input that gives the same IF frequency at the mixer output as the desired RF frequency.

LO – local oscillator

Derived from an external active device or an on-chip transistor oscillator.

NBFM – narrowband FM

Used in voice and low-speed data (< 9.6 kbps).

Quadrature demodulator

Used to recover the modulating signal while minimizing the IF signal.

RF – radio frequency

The carrier frequency or the frequency of the propagation media (e.g. air, cable, wireline, etc.).

Selectivity

The ability of a receiver to pass the desired frequency and reject all others.

Sensitivity

The minimum input signal required for a receiver to deliver an acceptable output.

Single/dual conversion

Single-conversion receivers down-convert to one IF. Dual-conversion receivers down-convert twice, to two different IFs, to enable better filtering of image frequencies.

Up conversion

Conversion of the IF frequency to a higher IF or RF frequency.

WBFM – wideband FM

Used in broadcast radio and high-speed data (>10 kbps).

Notes

[illegible]



www.nxp.com

© 2014 NXP Semiconductors N.V.

All rights reserved. Reproduction in whole or in part is prohibited without the prior written consent of the copyright owner. The information presented in this document does not form part of any quotation or contract, is believed to be accurate and reliable and may be changed without notice. No liability will be accepted by the publisher for any consequence of its use. Publication thereof does not convey nor imply any license under patent- or other industrial or intellectual property rights.

Date of release: August 2014

Document order number: 9397 750 17548

Printed in the Netherlands