

## Square Body - Flush End Contact

**1000V (IEC) 50–400A**

Electrical Characteristics						Ordering Information			
Size	Rated Voltage	Rated Current RMS-Amps	I <sup>2</sup> t (A²s)		Watts Loss	-BKN/-Type K Indicator for Micro	-GKN/-Type K Indicator for Micro	Carton Qty.	Carton Weight (kg)
			Pre-arc	Clearing at Rated Voltage					
1*	1000	50	135	815	20	170M3951	170M3921	6	2.35
	1000	63	215	1300	25	170M3952	170M3922		
	1000	80	460	2750	30	170M3953	170M3923		
	1000	100	860	5100	35	170M3954	170M3924		
	1000	125	1450	8600	40	170M3955	170M3925		
	1000	160	2850	17500	45	170M3956	170M3926		
	1000	200	4950	29500	48	170M3957	170M3927		
	1000	250	9550	57000	50	170M3958	170M3928		
	1000	315	21500	130000	60	170M3959	170M3929		
	1000	350	29000	175000	65	170M3960	170M3930		
	1000	400	42000	250000	70	170M3961	170M3931		

1 kg = 2.2 lbs. 1 lb = 0.45 kg

- Interrupting rating 150kA (Estimated 300kA) RMS Symmetrical.
- Watts loss provided at rated current.
- Microswitch ordered separately.
- \*Overall length is 90 mm, for all other fuses the overall length is 75 mm.

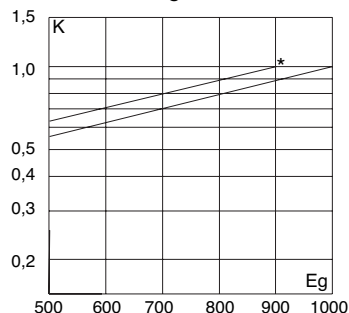
The only controlled copy of this BIF document is the electronic read-only version located on the Bussmann Network Drive. All other copies of this document are by definition uncontrolled. This bulletin is intended to clearly present comprehensive product data and provide technical information that will help the end user with design applications. Bussmann reserves the right, without notice, to change design or construction of any products and to discontinue or limit distribution of any products. Bussmann also reserves the right to change or update, without notice, any technical information contained in this bulletin. Once a product has been selected, it should be tested by the user in all possible applications.

## Square Body - Flush End Contact

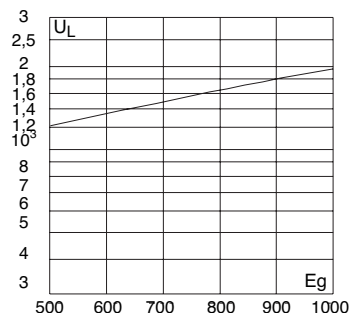
**1000V (IEC) 50–400A****Electrical Characteristics****Total clearing  $I^2t$** 

The total clearing  $I^2t$  at rated voltage and at power factor of 15% are given in the electrical characteristics. For other voltages, the clearing  $I^2t$  is found by multiplying by correction factor, K, given as a function of applied working voltage,  $E_g$ , (RMS).

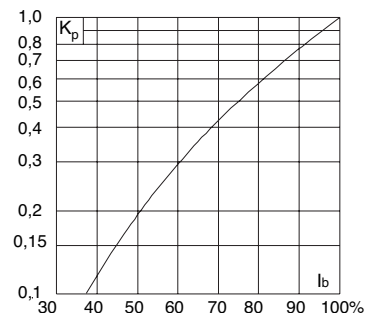
\*Rated voltage 900V

**Arc Voltage**

This curve gives the peak arc voltage,  $U_L$ , which may appear across the fuse during its operation as a function of the applied working voltage  $E_g$ , (RMS) at a power factor of 15%.

**Power Losses**

Watts loss at rated current is given in the electrical characteristics. The curve allows the calculation of the power losses at load currents lower than the rated current. The correction factor,  $K_p$ , is given as a function of the RMS load current,  $I_b$ , in % of the rated current.

**Dimensions**

Flush End Contact Type –BKN/- and –GKN/-

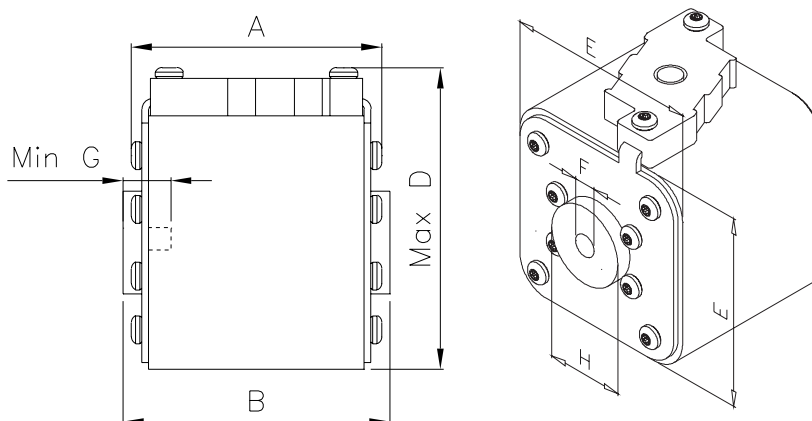
Size	A	B	Max D	E	F	F <sup>§</sup>	Min G	H
1*BKN/75+GKN/75	72.5	74	61	43	M8	5/16" – 18 UNC-2B	5	ø17.5
1BKN/75+GKN/75	73.2	74	69	52	M8	5/16" – 18 UNC-2B	8	ø20
2BKN/75+GKN/75	73.2	74.4	77	59	M10	3/8" – 16 UNC-2B	10	ø24
3BKN/75+GKN/75	73.3	75.4	92	74	M12	1/2" – 13 UNC-2B	10	ø30

Size	A	B	Max D	E	F	F <sup>§</sup>	Min G	H
3BKN/90+GKN/90	80.3	91.4	92	74	M12	1/2" – 13 UNC-2B	10	ø30

§ Valid for fuses type –GKN/-

Dimensions in mm

1 mm = 0.0394" 1" = 25.4 mm





Bussmann®

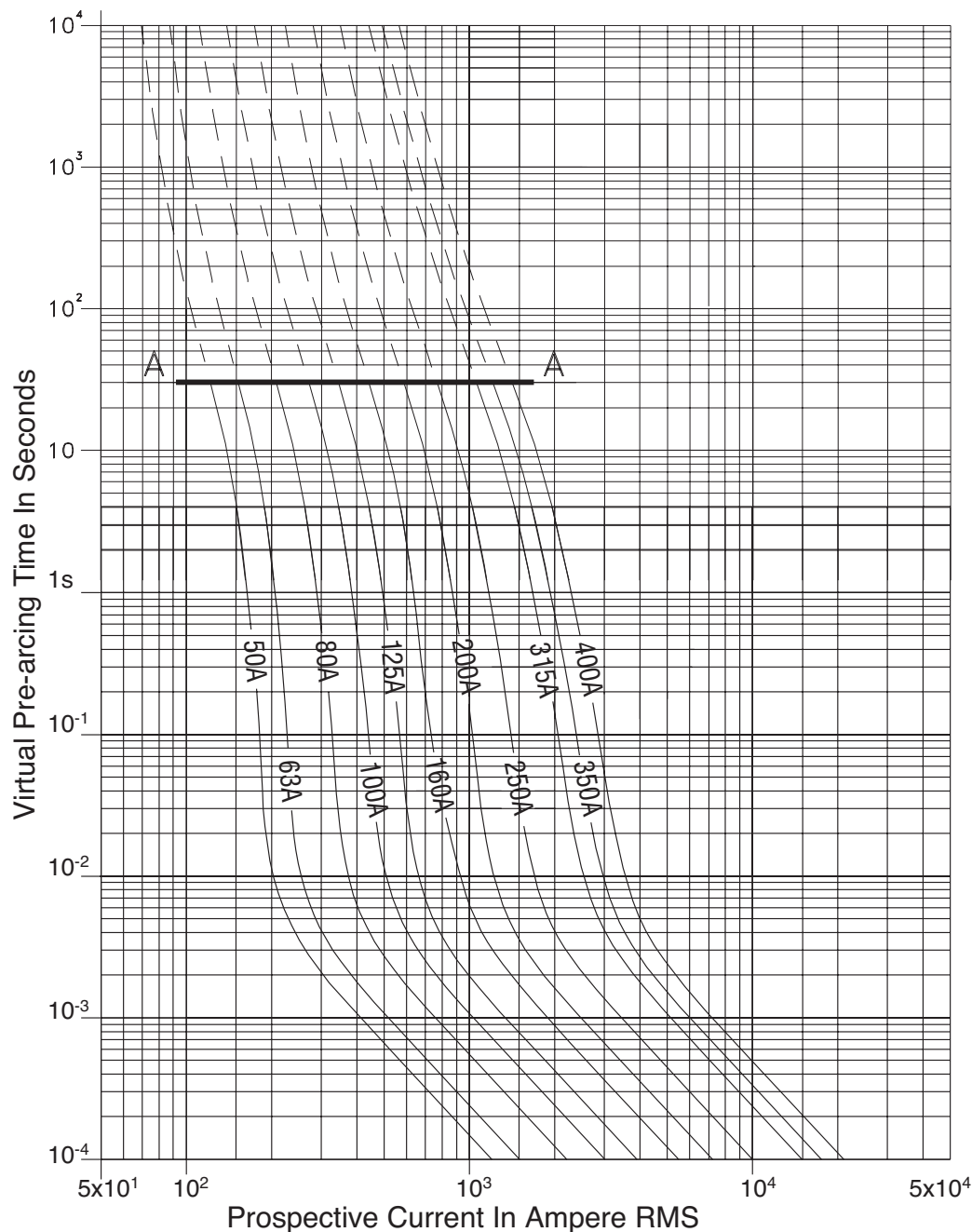
# Semiconductor Fuse

## 50-400A, 1000 Volts

BIF Document

**720077**

Size

**1\***

The partial dotted curves are for fuses designed to give part range protection (aR protection). Loading or operation above the curve indicated at A on the curves must in general be avoided. Please see technical guidance 170K...

for further information. Curves that are not dotted are for fuses designed to give full range protection.

**Pre-Arcing** Time-Current Characteristic Curves

**TYPOWER ZILOX**

Approved: **PK**

Page **3 of 4**

Rev. Date: **FEB-99**

Pub. Date: **NOV-94**



Bussmann

# Semiconductor Fuse

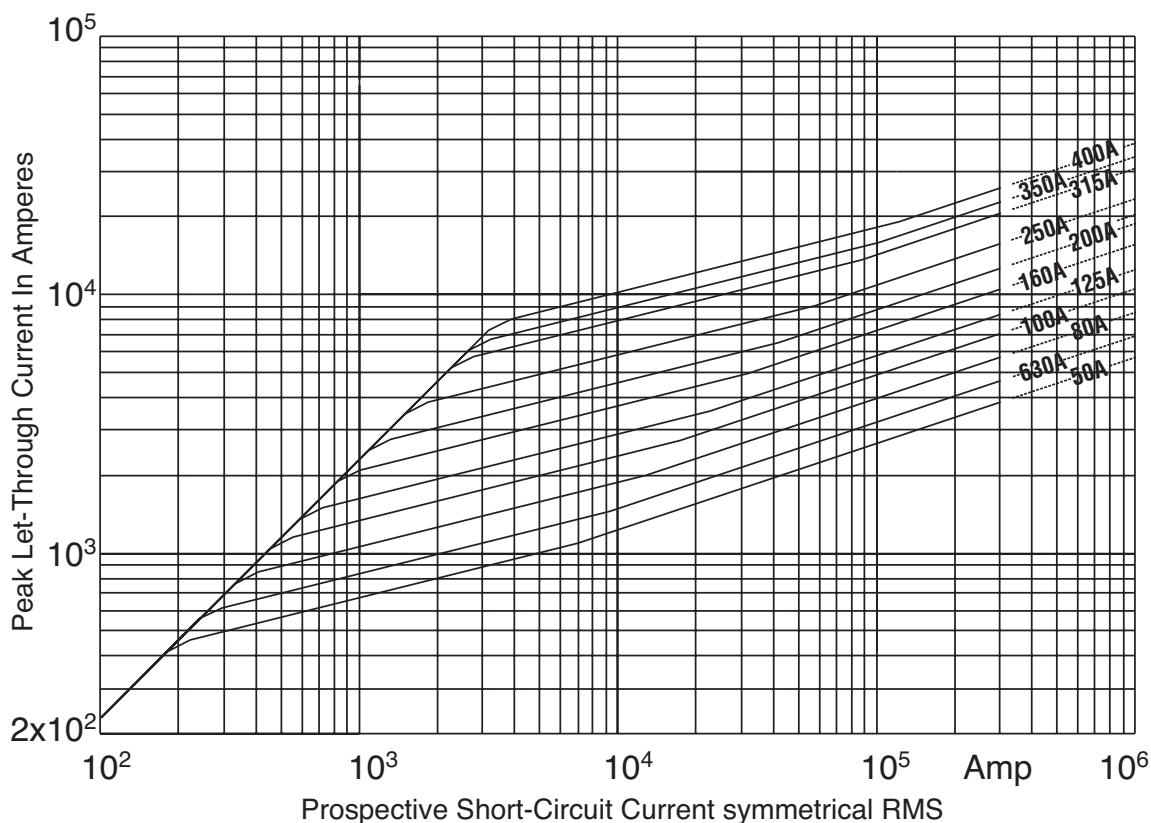
## 50-400A, 1000 Volts

BIF Document

**720077**

Size

**1\***



### Peak Let-Through

Cut-Off Current Characteristic Curves

**TYPOWER ZILOX**

Approved: **PK**

Page **4 of 4**

Rev. Date: **OCT-94**

Pub. Date: **NOV-94**

# Mouser Electronics

Authorized Distributor

Click to View Pricing, Inventory, Delivery & Lifecycle Information:

Eaton:

[170M3953](#) [170M3954](#) [170M3956](#) [170M3957](#) [170M3958](#) [170M3959](#) [170M3960](#) [170M3961](#)