

MH801 ADJUSTABLE HAND CRIMP TOOL FOR SHIELDED CONTACTS

DMC DANIELS
MANUFACTURING
CORPORATION
DATASHEET

THIS HAND TOOL MUST NOT BE USED IN ANY POWERED "PRESS" AS DEFINED BY OSHA CFR 1910.211 (46)

SEE REVERSE SIDE FOR IMPORTANT INFORMATION CONCERNING LIMITED WARRANTY, AND LIMITATION OF LIABILITY.

HOW TO USE THE DANIELS MH801 HAND CRIMP TOOL AND RELATED POSITIONERS

GENERAL INSTRUCTIONS

1. Designation MH801 refers to the basic tool without positioners.
2. The tool has a double acting ratchet. Note that the tool cannot be opened without completing the crimp cycle.

SETTING UP INSTRUCTIONS

1. The tool must be in the open position.
2. Remove safety clip from positioner guide.
3. Select positioner for contact to be crimped.
4. Insert positioner into positioner guide and turn 90 degrees until the bayonet pins lock.
5. Install safety clip into the positioner guide. (optional)
6. Wire size and corresponding selector number are shown on the dataplate.
7. With the tool still in the open position, raise and rotate the selector knob until the number on the dataplate for wire size to be crimped is in line with Sel. No. arrow.

CRIMPING INSTRUCTIONS

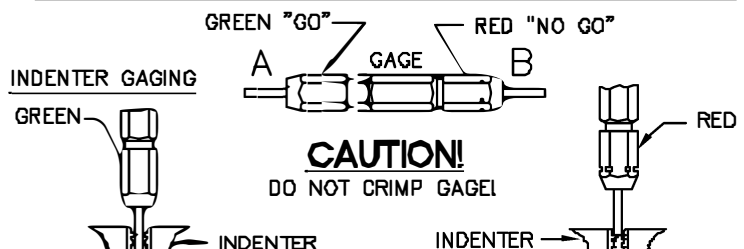
1. Insert contact and prepared wire through the indenter opening and into the positioner.
2. Squeeze handles together until the ratchet releases. The handle will return to the open position. Remove crimped contact and wire.

REMOVING POSITIONER

1. Remove safety clip and reverse procedure described in step four (4) above.

GAGING INSTRUCTIONS

	GAGE PART NO.	GO DIA	NO-GO DIA	SELECTOR NO.
INDENTERS	G256	.0640	.0670	7
RETAINERS	G257	.0890	.0920	8



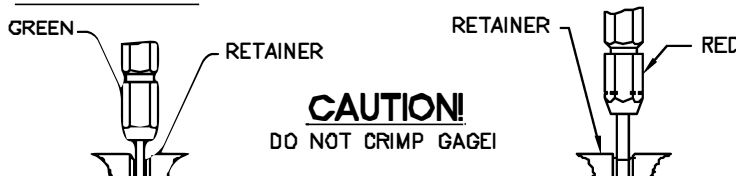
"GO" GAGING

Operate the tool to the fully closed position. Insert the "GO" gage end as shown. The gage must pass freely between the indenter tips.

"NO-GO" GAGING

Operate the tool to the fully closed position. Maintain firm hand pressure on the tool handles. Try to insert the "NO-GO" gage, which may partially enter the indenter opening, but must not pass completely through.

RETAINER GAGING



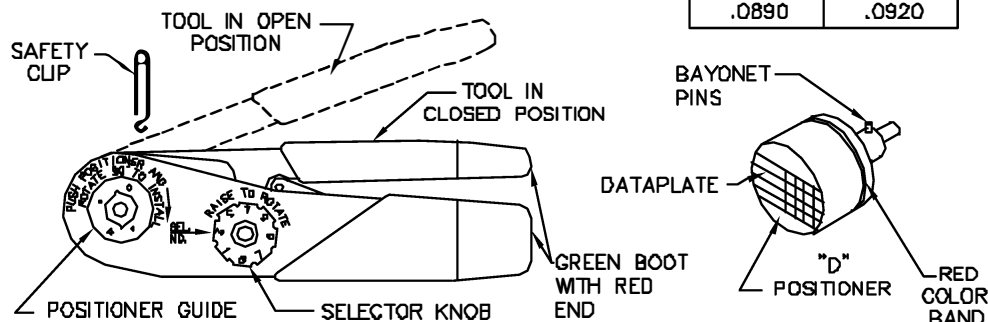
Set the tool on selector 8, and close handles completely. Gently place the "GO" and "NO-GO" gage pins (G257) over the retainer opening. DO NOT pry or force the gage pins between the retainers. The "GO" gage pin must pass through the retainers and stop on the indenters. The "NO-GO" gage pin may enter but must not pass completely through the retainer opening.

RETAINER GAGING LIMITS

GAGE-INSPECTION			
A	±.0001	B	±.0001
GO DIA		NO-GO DIA	
	.0890		.0920

INDENTER GAGING LIMITS

SEL NO	GAGE-INSPECTION	
	A ±.0001 GO DIA	B ±.0001 NO-GO DIA
1	.0430	.0460
2	.0460	.0490
3	.0490	.0520
4	.0520	.0550
5	.0560	.0590
6	.0600	.0630
7	.0640	.0670
8	.0690	.0720



DANIELS MANUFACTURING CORP., 526 THORPE ROAD, ORLANDO, FL 32824, USA, PHONE 407/855-6161, FAX 407/855-6884.
COPYRIGHT © 2000 DANIELS MANUFACTURING CORP., USA. WWW.DMCTOOLS.COM E-MAIL: DMC@DMCTOOLS.COM ALL RIGHTS RESERVED.

CARE OF TOOL

There is virtually no maintenance required. However, it is a good practice to keep indenter tips free of residual color band deposits and other debris. A small wire brush may be used for this purpose.

We strongly recommend that you:

1. DO NOT immerse tool in cleaning solution.
2. DO NOT spray oil into tool to lubricate.
3. DO NOT attempt to disassemble tool or make repairs.

This is a precision hand crimp tool and should be handled as such.

DMC offers complete refurbishing and recalibration services.

DMC specially engineers and manufactures complete tool kits to satisfy individual customer requirements, such as total aircraft support, general shop maintenance or production, on board ship and vehicle service, etc.

LIMITATION OF LIABILITY

DANIELS MANUFACTURING CORPORATION IS NOT LIABLE FOR CONSEQUENTIAL OR SPECIAL DAMAGES OF ANY NATURE OR KIND RESULTING FROM THE USE, OR MISUSE, OF ANY OF ITS PRODUCTS. OWNERS AND USERS OF DMC PRODUCTS ASSUME FULL RESPONSIBILITY FOR INSTRUCTING THEIR EMPLOYEES IN THE PROPER AND SAFE USE OF SUCH PRODUCTS.

LIMITED WARRANTY

DMC (Daniels Manufacturing Corporation) warrants each new product sold by it to be free from defects in material and workmanship under normal use and service. DMC's obligation under this warranty is limited to the free correction or, at DMC's option, the refund of the purchase price of any such product which proves defective in normal service within ninety (90) days after delivery to the first user, provided that the product is returned to DMC with all transportation charges prepaid and which shall appear to DMC's satisfaction, after DMC's inspection, to have been defective in material or workmanship, it being understood that DMC products are not consumer products. This warranty shall not cover any damage to any product which, in the opinion of DMC, was caused by normal wear, misuse, improper operation, tampering, neglect or accident. This warranty is in lieu of all other warranties express or implied. No warranty, express or implied, is made or authorized to be made or assumed with respect to products of Daniels Manufacturing Corporation other than those herein set forth.

Mouser Electronics

Authorized Distributor

Click to View Pricing, Inventory, Delivery & Lifecycle Information:

[Daniels Manufacturing:](#)

[MH801](#)