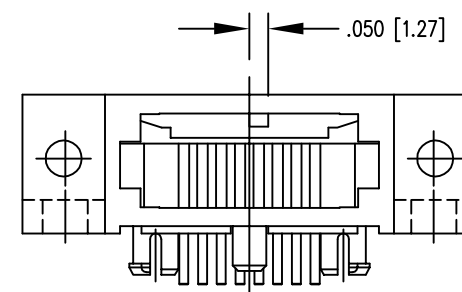
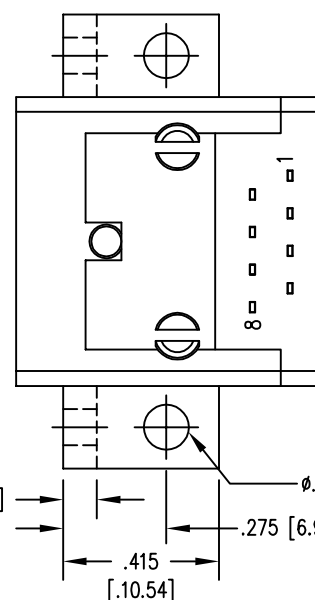
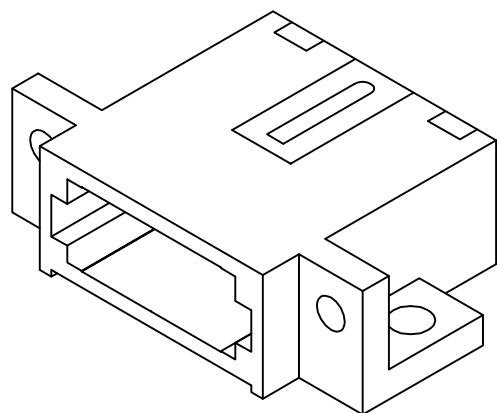
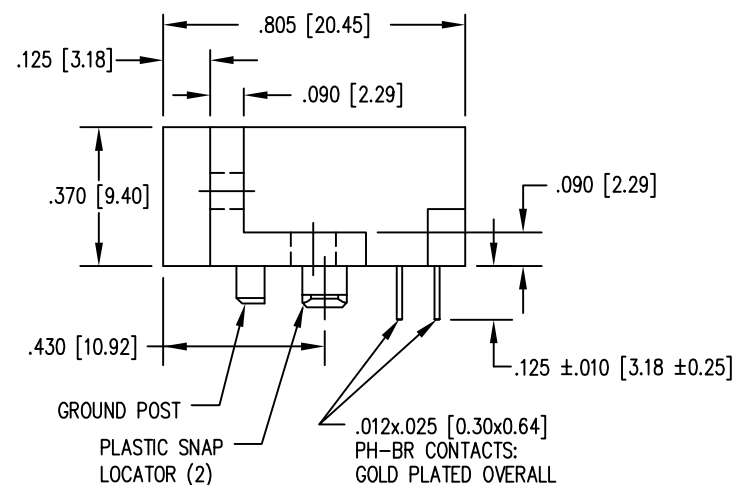
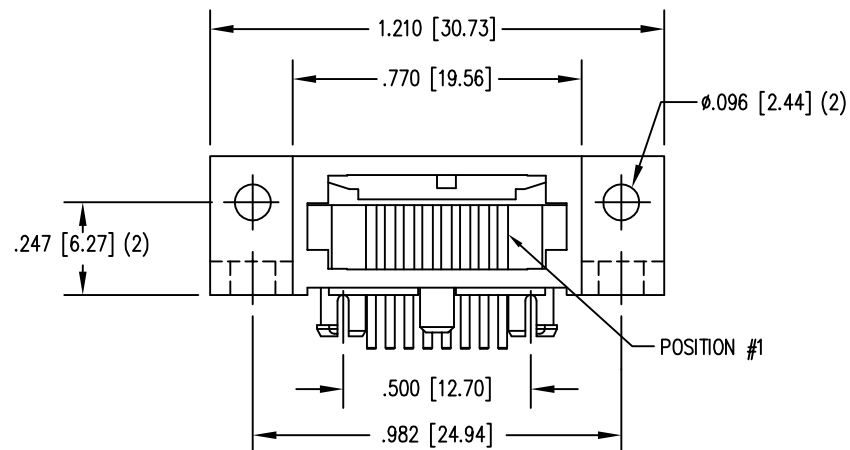


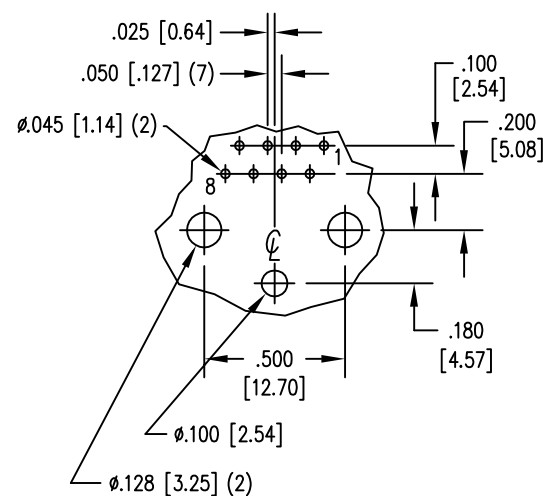
DATE	REV	ECN	APP'D. BY
1/25/06	A5	7453	JM
4/11/06	A6	7579	TRM
1/13/15	A7	10182	TRM



DIMENSIONS FOR KEY-5

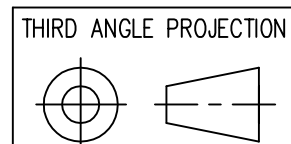
NOTES:

- CONNECTOR MATERIALS:
HOUSING: THERMOPLASTIC UL94 V-0
SHIELD: DIE CAST ALLOY
CONTACTS: COPPER ALLOY
SHIELD PLATING: TIN
CONTACT PLATING: SELECTIVE GOLD IN CONTACT AREA
SEE CHART FOR PART NUMBER
- FOR PRODUCT SPECIFICATIONS SEE PR026-01.
- TOLERANCES ARE ±.006 [0.15] UNLESS OTHERWISE NOTED .



PC BOARD TOP VIEW

30 MICRO-INCHES [0.76um]	SS-610808-LF-P-5-4/6
CONTACT PLATING IN MATING AREA	PART NUMBER



DO NOT SCALE DRAWING
DRAWING IS SUBJECT TO
CHANGE WITHOUT NOTICE

DIMENSIONS: INCHES [METRIC]

UNLESS OTHERWISE SPECIFIED
TOLERANCES ARE ±.005 [0.13]
ANGLES ARE ± 1°

SHEET NO.
1 OF 1



11118 Susquehanna Trail South
Glen Rock, PA 17327-9199
(717) 235-7512

<http://www.stewartconnector.com>

TITLE: 8X8 COMPU-SHIELD JACK FINAL ASSY, FLANGED,
#4-40 TAP ON .096 HOLES AND #6-32 ON .120 HOLES.

THIS DRAWING AND THE SUBJECT MATTER SHOWN THEREON ARE
CONFIDENTIAL AND THE PROPRIETARY PROPERTY OF STEWART CONNECTOR
AND SHALL NOT BE REPRODUCED, COPIED, OR USED IN ANY MANNER WITHOUT
PRIOR WRITTEN CONSENT OF STEWART CONNECTOR. THIS PRODUCT
MAY BE PROTECTED BY ONE OR MORE OF THE FOLLOWING US PATENTS:
5791942 6217391 6368159 6419526 6602097 687722
6964587 7048590 7086909 7568950 7686650
OTHER PATENTS MAY BE PENDING.

DRN BY:

B.K.

DATE

12-15-94

APPD BY:

J.W.

DATE

2-14-95

DWG NO.

CT610016

REV.

A7

RoHS



Mouser Electronics

Authorized Distributor

Click to View Pricing, Inventory, Delivery & Lifecycle Information:

Bel:

[SS-610808-LF-P-5-4/6](#)