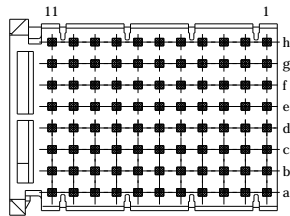
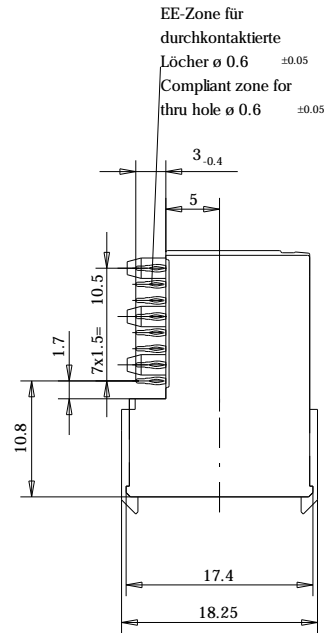
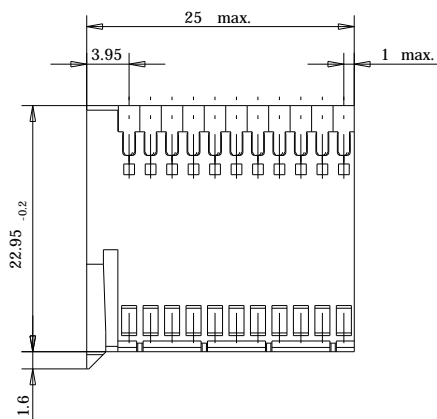
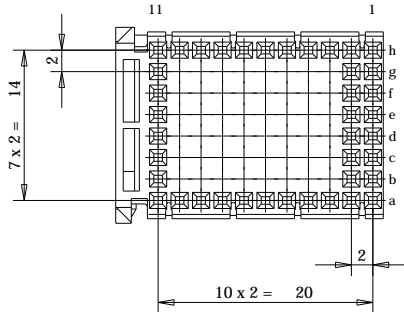


Bestückungsplan - contact layout



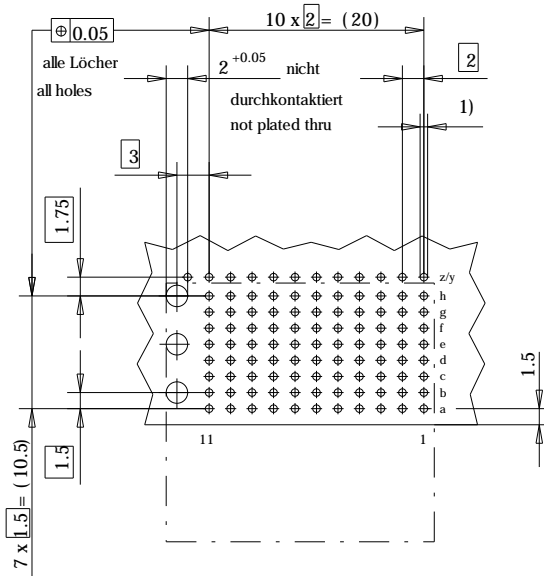
■ = bestückt - assemble



EE-Zone für durchkontaktierte Löcher $\varnothing 0.6 \pm 0.05$
Compliant zone for thru hole $\varnothing 0.6 \pm 0.05$

Lochbild für Leiterplatte (Bestückungsseite)

Board hole pattern (Component mounting side)



- 1) $\varnothing 0,6 \pm 0,05$ Durchmesser des metallisierten Loches
 $\varnothing 0,6 \pm 0,05$ Diameter of finished plated-through hole
- $\varnothing 0,7 \pm 0,02$ Bohrungsdurchmesser des Loches
 $\varnothing 0,7 \pm 0,02$ Diameter of drilled hole

Schichtaufbau im metallisierten Loch siehe Zeichnung 114406

Metal plating of plated-through hole see drawing 114406

Fehlende Masse und Angaben nach IEC 61076-4-101
Missing information and dimensions per IEC 61076-4-101

Information:	Tolerances	 All Dimensions in mm	Scale	2:1
			Angaben zu entsprechender Ident-Nr. siehe Fertigungsunterlagen For further information about I.D. number see manufacturing document	
All rights reserved. Only for information. To insure that this is the latest version of this drawing, please contact one of the ERNI companies before using.	Subject to modification without prior notice. Drawing will not be updated.	 www.ERNI.com	Designation	
			ERmet Federleiste F ERmet Female Type F	
a	03.04.200		104088	
Index	Date	M:00019596.SZA	ERM F	

Bedruckung siehe Zeichnung 401194
Marking see drawing 401194

Consider protection memo from DIN 34

Mouser Electronics

Authorized Distributor

Click to View Pricing, Inventory, Delivery & Lifecycle Information:

[ERNI Electronics:](#)

[104088](#)