




Planar Transformer

For Maxim MAX17599
PWM Controller



- Forward mode transformer for the Maxim MAX17599 Active Clamp Current-Mode PWM Controller
- 18 – 36 V input; 12 V, 3.3 A output
- 1500 Vrms, one minute isolation from primary to secondary and gate windings
- Specified on reference design MAXREFDES41#

Core material Ferrite

Terminations Matte tin over nickel over brass.

Weight 10.6 g

Ambient temperature –40°C to +85°C

Storage temperature Component: –40°C to +85°C.

Tape and reel packaging: –40°C to +80°C

Resistance to soldering heat Max three 40 second reflows at +260°C, parts cooled to room temperature between cycles

Moisture Sensitivity Level (MSL) 1 (unlimited floor life at <30°C / 85% relative humidity)

Failures in Time (FIT) / Mean Time Between Failures (MTBF)

38 per billion hours / 26,315,789 hours, calculated per Telcordia SR-332

Packaging 200/13" reel Plastic tape: 44 mm wide, 0.37 mm thick, 32 mm pocket spacing, 9.35 mm pocket depth

PCB washing Tested with pure water or alcohol only. For other solvents, see Doc787_PCB_Washing.pdf

Part number ¹	Inductance at 0 A ² ±20% (μH)	DCR max (mOhms)			Leakage inductance max (μH)	Turns ratio		Output ³
		pri	sec	gate		pri : sec	pri : gate	
RA6998-BL_	80	15.0	22.0	45.0	0.35	1:1.125	1:0.375	12 V, 3.3 A

1. When ordering, please specify a **packaging** code:

RA6998-BLD

Packaging: D = 13" machine ready reel. EIA-481 embossed plastic tape (200 parts per full reel). Quantities less than full reel available: in tape (not machine ready) or with leader and trailer (\$25 charge).

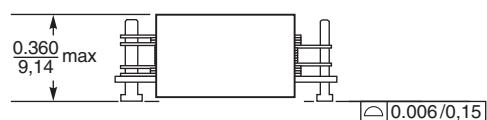
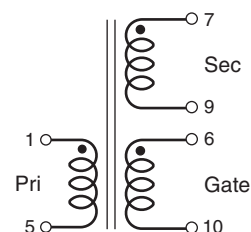
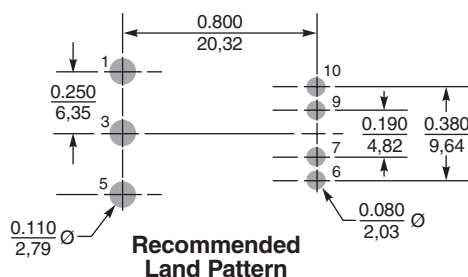
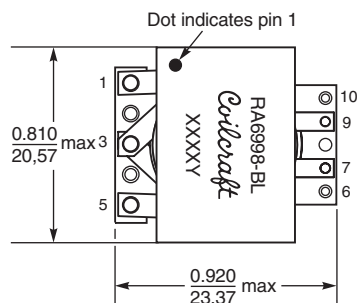
B = Less than full reel. In an effort to simplify our part numbering system, Coilcraft is eliminating the need for multiple packaging codes. When ordering, simply change the last letter of your part number from B to D.

2. Inductance is measured at 250 kHz, 0.1 Vrms.

3. Output is for the secondary winding. Output of the gate winding is 4 V, 0.25 A

4. Electrical specifications at 25°C.

Refer to Doc 362 "Soldering Surface Mount Components" before soldering.



Dimensions are in $\frac{\text{inches}}{\text{mm}}$



www.coilcraft.com

US +1-847-639-6400 sales@coilcraft.com
 UK +44-1236-730595 sales@coilcraft-europe.com
 Taiwan +886-2-2264 3646 sales@coilcraft.com.tw
 China +86-21-6218 8074 sales@coilcraft.com.cn
 Singapore + 65-6484 8412 sales@coilcraft.com.sg

Document 1199 Revised 07/03/14

© Coilcraft Inc. 2020

This product may not be used in medical or high risk applications without prior Coilcraft approval. Specification subject to change without notice. Please check web site for latest information.

Mouser Electronics

Authorized Distributor

Click to View Pricing, Inventory, Delivery & Lifecycle Information:

Coilcraft:

[RA6998-BLD](#) [RA6998-BLB](#)