




Power Metal Strip® Resistors, High Power (2 x Standard WSL), Low Value (down to 0.0005 Ω), Surface Mount



FEATURES

- All welded construction of the Power Metal Strip® resistors are ideal for all types of current sensing, voltage division and pulse applications
- Proprietary processing technique produces extremely low resistance values (down to 0.0005 Ω)
- Sulfur resistance by construction that is unaffected by high sulfur environments
- Very low inductance 0.5 nH to 5 nH
- Low thermal EMF (< 3 μV/°C)
- AEC-Q200 qualified ⁽¹⁾
- Material categorization: for definitions of compliance please see www.vishay.com/doc?99912



DESIGN SUPPORT TOOLS

[click logo to get started](#)



Notes

- This datasheet provides information about parts that are RoHS-compliant and / or parts that are non-RoHS-compliant. For example, parts with lead (Pb) terminations are not RoHS-compliant. Please see the information / tables in this datasheet for details.
- Follow link to Overview of Automotive Grade Products for more details: www.vishay.com/doc?49924.
- ⁽¹⁾ Flame retardance test may not be applicable to some resistor technologies.

STANDARD ELECTRICAL SPECIFICATIONS						
GLOBAL MODEL	SIZE	POWER RATING $P_{70^{\circ}\text{C}}$ W	RESISTANCE VALUE RANGE Ω		WEIGHT (typical) g/1000 pieces	
			Tol. $\pm 0.5\%$	Tol. $\pm 1.0\%$		
WSL0603...18	0603	0.20	0.01 to 0.1	0.01 to 0.1	1.9	
WSL0805...18	0805	0.25	0.005 to 0.2	0.005 to 0.2	4.8	
WSL1206...18	1206	0.5	0.005 to 0.2	0.001 to 0.2	16.2	
WSL2010...18	2010	1.0	0.004 to 0.5	0.001 to 0.5	38.9	
WSL2512...18	2512	2.0	0.003 to 0.04	0.0005 to 0.04	63.6	

Note

- Part marking: Value; tolerance: Due to resistor size limitations some resistors will be marked with only the resistance value.

GLOBAL PART NUMBER INFORMATION																
Global Part Numbering example: WSL25124L000FEA18 (visit www.vishay.net Vishay Dale parts numbering manual for all options)																
W	S	L	2	5	1	2	4	L	0	0	0	F	E	A	1	8
GLOBAL MODEL	RESISTANCE VALUE ⁽¹⁾	TOLERANCE CODE	PACKAGING CODE ⁽²⁾									SPECIAL				
WSL0603 WSL0805 WSL1206 WSL2010 WSL2512	L = mΩ* R = decimal 5L000 = 0.005 Ω R0100 = 0.01 Ω * Use "L" for resistance values < 0.01 Ω	D = $\pm 0.5\%$ F = $\pm 1.0\%$ J = $\pm 5.0\%$	EA = lead (Pb)-free, tape / reel EK = lead (Pb)-free, bulk TA = tin / lead, tape / reel (R86) TG = tin / lead, tape / reel (RT1, for WSL0603 and WSL0805) BA = tin / lead, bulk (B43)									18 = "High power" option				

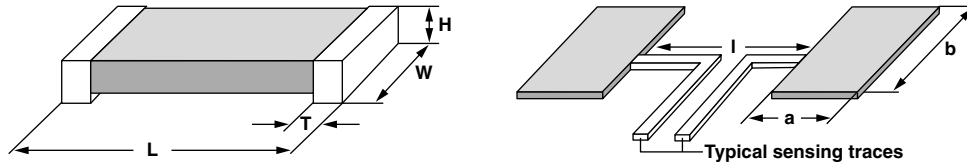
Notes

- ⁽¹⁾ WSL Marking (www.vishay.com/doc?30327); WSL Decade Values (www.vishay.com/doc?30117)
- ⁽²⁾ Packaging code: EB (lead (Pb)-free) and TB (tin / lead) are non-standard packaging codes that designate 1000 piece reel quantities. These non-standard packaging codes are identical to our standard EA (lead (Pb)-free) and TA (tin / lead), except that they have a package quantity of 1000 pieces

TECHNICAL SPECIFICATIONS		
PARAMETER	UNIT	RESISTOR CHARACTERISTICS
Component temperature coefficient (including terminal) ⁽¹⁾ TCR measured from -55 °C to 150 °C	ppm/°C	± 75 for 7 mΩ to 0.5 Ω
		± 110 for 5 mΩ to 6.9 mΩ
		± 150 for 3 mΩ to 4.9 mΩ
		± 275 for 1 mΩ to 2.9 mΩ
		± 400 for 0.5 mΩ to 0.99 mΩ
Element TCR ⁽²⁾	ppm/°C	< 20
Operating temperature range	°C	-65 to +170
Maximum working voltage ⁽³⁾	V	$(P \times R)^{1/2}$

Notes

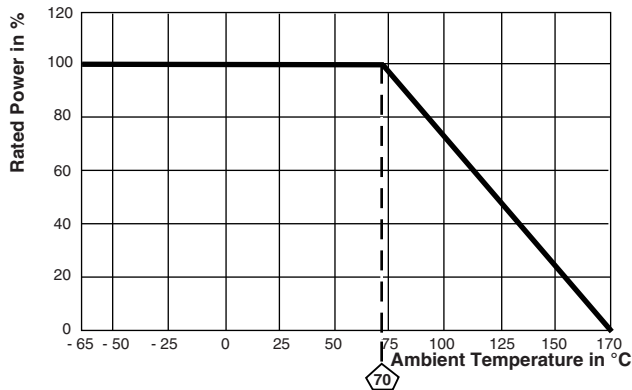
- (1) Component TCR - total TCR that includes the TCR effects of the resistor element and the copper terminal
- (2) Element TCR - only applies to the alloy used for the resistor element; refer to item 1 in the construction illustration on the following page#
- (3) Maximum working voltage - the WSL is not voltage sensitive, but is limited by power / energy dissipation and is also not ESD sensitive

DIMENSIONS in inches (millimeters)

Notes

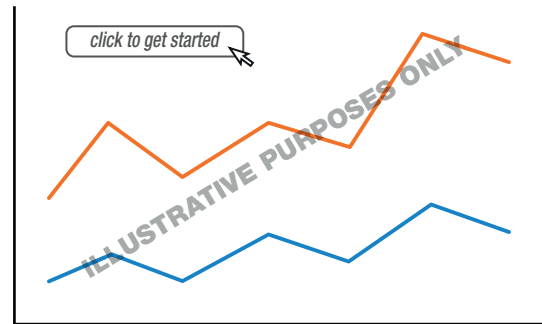
- 3D models available: www.vishay.com/doc?30307.
- Surface mount solder profile recommendations: www.vishay.com/doc?31052.

MODEL	RESISTANCE RANGE (Ω)	DIMENSIONS				SOLDER PAD DIMENSIONS			
		L	W	H	T	a	b	l	
WSL0603...18	0.01 to 0.1	0.060 ± 0.010 (1.52 ± 0.254)	0.030 ± 0.010 (0.76 ± 0.254)	0.013 ± 0.010 (0.330 ± 0.254)	0.015 ± 0.005 (0.381 ± 0.127)	0.040 (1.01)	0.040 (1.01)	0.020 (0.50)	
WSL0805...18	0.005 to 0.2	0.080 ± 0.010 (2.03 ± 0.254)	0.050 ± 0.010 (1.27 ± 0.254)	0.013 ± 0.010 (0.330 ± 0.254)	0.015 ± 0.005 (0.381 ± 0.127)	0.040 (1.02)	0.050 (1.27)	0.020 (0.50)	
WSL1206...18	0.001 to 0.0019	0.126 ± 0.010 (3.20 ± 0.254)	0.063 ± 0.010 (1.60 ± 0.254)	0.025 ± 0.010 (0.635 ± 0.254)	0.041 ± 0.010 (1.04 ± 0.254)	0.062 (1.57)	0.070 (1.78)	0.030 (0.76)	
	0.002 to 0.0059				0.025 ± 0.010 (0.635 ± 0.254)				
	0.006 to 0.20				0.020 ± 0.010 (0.508 ± 0.254)				
WSL2010...18	0.001 to 0.0069	0.200 ± 0.010 (5.08 ± 0.254)	0.100 ± 0.010 (2.54 ± 0.254)	0.025 ± 0.010 (0.635 ± 0.254)	0.058 ± 0.010 (1.47 ± 0.254)	0.093 (2.36)	0.120 (3.05)	0.055 (1.40)	
	0.007 to 0.5				0.020 ± 0.010 (0.508 ± 0.254)			0.055 (1.40)	0.130 (3.30)
WSL2512...18	0.0005 to 0.00099	0.250 ± 0.010 (6.35 ± 0.254)	0.125 ± 0.010 (3.18 ± 0.254)	0.025 ± 0.010 (0.635 ± 0.254)	0.107 ± 0.010 (2.72 ± 0.254)	0.120 (3.05)	0.145 (3.68)	0.050 (1.27)	
	0.001 to 0.0049				0.087 ± 0.010 (2.21 ± 0.254)				
	0.005 to 0.0069				0.047 ± 0.010 (1.19 ± 0.254)			0.083 (2.11)	0.125 (3.18)
	0.007 to 0.04				0.030 ± 0.010 (0.762 ± 0.254)			0.065 (1.65)	

DERATING

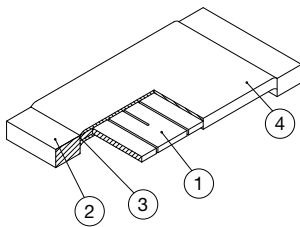


PULSE CAPABILITY



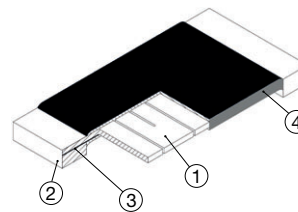
www.vishay.com/resistors/power-metal-strip-calculator

WELDED CONSTRUCTION 2512, 2010, 1206



- 1) Resistive element: solid metal nickel-chrome or manganese-copper alloy resistive element with low TCR (< 20 ppm/°C)
- 2) Plated terminal
- 3) Terminal / element weld
- 4) Silicone coating with ink print

CLAD CONSTRUCTION 0805 and 0603



- 1) Resistive element: Ni-Cr
- 2) Terminal: Solid copper, 100 % Sn (100 μ" min.) with 100 % Ni (20 μ" min.) under layer finish
- 3) Terminal to element weld
- 4) High temperature encapsulant: "siliconized polyester" coating material

PERFORMANCE		
TEST	CONDITIONS OF TEST	TEST LIMITS
Thermal shock	-55 °C to +150 °C, 1000 cycles, 15 min at each extreme	± 0.5 % + 0.0005 Ω
Short time overload	5 x rated power for 5 s	± 0.5 % + 0.0005 Ω
Low temperature storage	-65 °C for 24 h	± 0.5 % + 0.0005 Ω
High temperature exposure	1000 h at + 170 °C	± 1.0 % + 0.0005 Ω
Bias humidity	+85 °C, 85 % RH, 10 % bias, 1000 h	± 0.5 % + 0.0005 Ω
Mechanical shock	100 g's for 6 ms, 5 pulses	± 0.5 % + 0.0005 Ω
Vibration	Frequency varied 10 Hz to 2000 Hz in 1 min, 3 directions, 12 h	± 0.5 % + 0.0005 Ω
Load life	1000 h at rated power, + 70 °C, 1.5 h "ON", 0.5 h "OFF"	± 1.0 % + 0.0005 Ω
Resistance to solder heat	+260 °C solder, 10 s to 12 s dwell, 25 mm/s emergence	± 0.5 % + 0.0005 Ω
Moisture resistance	MIL-STD-202, method 106, 0 % power, 7a and 7b not required	± 0.5 % + 0.0005 Ω

PACKAGING (1)				
MODEL	REEL			
	TAPE WIDTH	DIAMETER	PIECES/REEL	CODE
WSL0603...18	8 mm/punched paper	178 mm/7"	5000	EA
WSL0805...18	8 mm/punched paper	178 mm/7"	5000	EA
WSL1206...18	8 mm/embossed plastic	178 mm/7"	4000	EA
WSL2010...18	12 mm/embossed plastic	178 mm/7"	4000	EA
WSL2512...18	12 mm/embossed plastic	178 mm/7"	2000	EA

Notes

- Embossed Carrier Tape per EIA-481.
- (1) Additional packaging details at www.vishay.com/doc?220051.



Disclaimer

ALL PRODUCT, PRODUCT SPECIFICATIONS AND DATA ARE SUBJECT TO CHANGE WITHOUT NOTICE TO IMPROVE RELIABILITY, FUNCTION OR DESIGN OR OTHERWISE.

Vishay Intertechnology, Inc., its affiliates, agents, and employees, and all persons acting on its or their behalf (collectively, "Vishay"), disclaim any and all liability for any errors, inaccuracies or incompleteness contained in any datasheet or in any other disclosure relating to any product.

Vishay makes no warranty, representation or guarantee regarding the suitability of the products for any particular purpose or the continuing production of any product. To the maximum extent permitted by applicable law, Vishay disclaims (i) any and all liability arising out of the application or use of any product, (ii) any and all liability, including without limitation special, consequential or incidental damages, and (iii) any and all implied warranties, including warranties of fitness for particular purpose, non-infringement and merchantability.

Statements regarding the suitability of products for certain types of applications are based on Vishay's knowledge of typical requirements that are often placed on Vishay products in generic applications. Such statements are not binding statements about the suitability of products for a particular application. It is the customer's responsibility to validate that a particular product with the properties described in the product specification is suitable for use in a particular application. Parameters provided in datasheets and / or specifications may vary in different applications and performance may vary over time. All operating parameters, including typical parameters, must be validated for each customer application by the customer's technical experts. Product specifications do not expand or otherwise modify Vishay's terms and conditions of purchase, including but not limited to the warranty expressed therein.

Except as expressly indicated in writing, Vishay products are not designed for use in medical, life-saving, or life-sustaining applications or for any other application in which the failure of the Vishay product could result in personal injury or death. Customers using or selling Vishay products not expressly indicated for use in such applications do so at their own risk. Please contact authorized Vishay personnel to obtain written terms and conditions regarding products designed for such applications.

No license, express or implied, by estoppel or otherwise, to any intellectual property rights is granted by this document or by any conduct of Vishay. Product names and markings noted herein may be trademarks of their respective owners.

Mouser Electronics

Authorized Distributor

Click to View Pricing, Inventory, Delivery & Lifecycle Information:

Vishay:

[WSL20102L000FBA18](#) [WSL2010R0330FEB18](#) [WSL0805R1000FEB18](#) [WSL0805R0300FEB18](#)
[WSL1206R0800FEB18](#) [WSL2010R0400FEB18](#) [WSL12067L000FEB18](#) [WSL1206R0900FEB18](#)
[WSL2010R0900FEB18](#) [WSL20102L000FEB18](#) [WSL1206R0150FEB18](#) [WSL25123L000FEB18](#)
[WSL0805R0150FEB18](#) [WSL1206R1500FEB18](#) [WSL1206R1000FEB18](#) [WSL20101L000FEB18](#)
[WSL12069L000FEB18](#) [WSL1206R0330FEB18](#) [WSL2010R0800FEB18](#) [WSL25125L000FEB18](#)
[WSL2010R0750FEB18](#) [WSL0805R0900FEB18](#) [WSL2010R0300FEB18](#) [WSL20104L000FEB18](#)
[WSL0805R0800FEB18](#) [WSL2010R0200FEB18](#) [WSL2010R1000FEB18](#) [WSL25126L000FEB18](#)
[WSL2010R1800FEB18](#) [WSL2010R2500FEB18](#) [WSL25129L000FEB18](#) [WSL1206R0300FEB18](#)
[WSL1206R0500FEB18](#) [WSL2010R0180FEB18](#) [WSL25128L000FEB18](#) [WSL1206R0120FEB18](#)
[WSL0805R1500FEB18](#) [WSL1206R0200FEB18](#) [WSL2010R1100FEB18](#) [WSL0805R0500FEB18](#)
[WSL12062L000FEB18](#) [WSL25127L500FEB18](#) [WSL2010R4000FEB18](#) [WSL2010R2000FEB18](#)
[WSL0805R0700FEB18](#) [WSL20108L000FEB18](#) [WSL2010R0600FEB18](#) [WSL20109L000FEB18](#)
[WSL2010R3300FEB18](#) [WSL0805R0330FEB18](#) [WSL12063L000FEB18](#) [WSL0805R0600FEB18](#)
[WSL2010R3000FEB18](#) [WSL2010R2200FEB18](#) [WSL2010R4700FEB18](#) [WSL1206R0100FEB18](#)
[WSL2010R0350FEB18](#) [WSL1206R0250FEB18](#) [WSL2010R1500FEB18](#) [WSL2010R0580FEB18](#)
[WSL20106L000FEB18](#) [WSL12068L000FEB18](#) [WSL25127L000FEB18](#) [WSL1206R2000FEB18](#)
[WSL0805R0120FEB18](#) [WSL2010R2700FEB18](#) [WSL2010R0680FEB18](#) [WSL20107L000FEB18](#)
[WSL12065L000FEB18](#) [WSL2010R1200FEB18](#) [WSL1206R0700FEB18](#) [WSL0805R2000FEB18](#)
[WSL0805R0250FEB18](#) [WSL0805R0200FEB18](#) [WSL12064L000FEB18](#) [WSL1206R0400FEB18](#)
[WSL0805R0100FEB18](#) [WSL12066L000FEB18](#) [WSL2010R0500FEB18](#) [WSL2010R0150FEA18](#)
[WSL0805R0400FEA18](#) [WSL0805R0400FEK18](#) [WSL2010R0250FEB18](#) [WSL2010R0700FEB18](#)
[WSL2010R5000FEB18](#) [WSL2010R0150FEB18](#) [WSL0805R0400FEB18](#) [WSL2010R3320FEB18](#)
[WSL1206R0600FEB18](#) [WSL2010R0250FEA18](#) [WSL1206R0500FEA18](#) [WSL20103L000FTA18](#)
[WSL20104L000FTA18](#) [WSL20106L000FTA18](#) [WSL0805R0100FEA18](#) [WSL1206R2000FEA18](#)
[WSL2010R1000FEA18](#) [WSL25122L000FEK18](#) [WSL2512R0100FEK18](#) [WSL25121L000FEA18](#)