

4

3

2

1

THIS DRAWING IS UNPUBLISHED.

RELEASED FOR PUBLICATION

SEP ,2007.

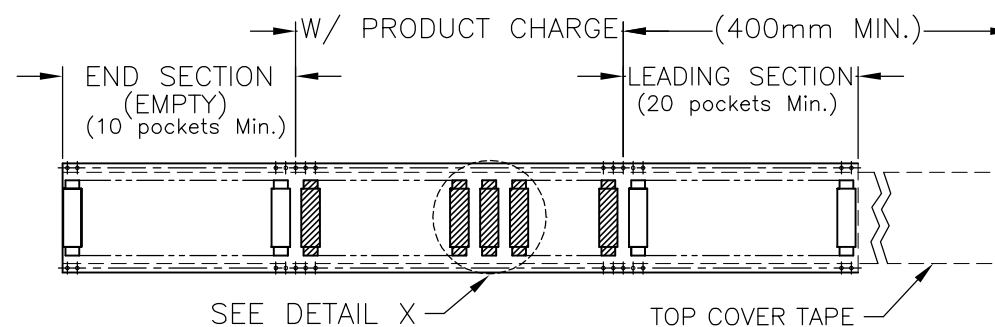
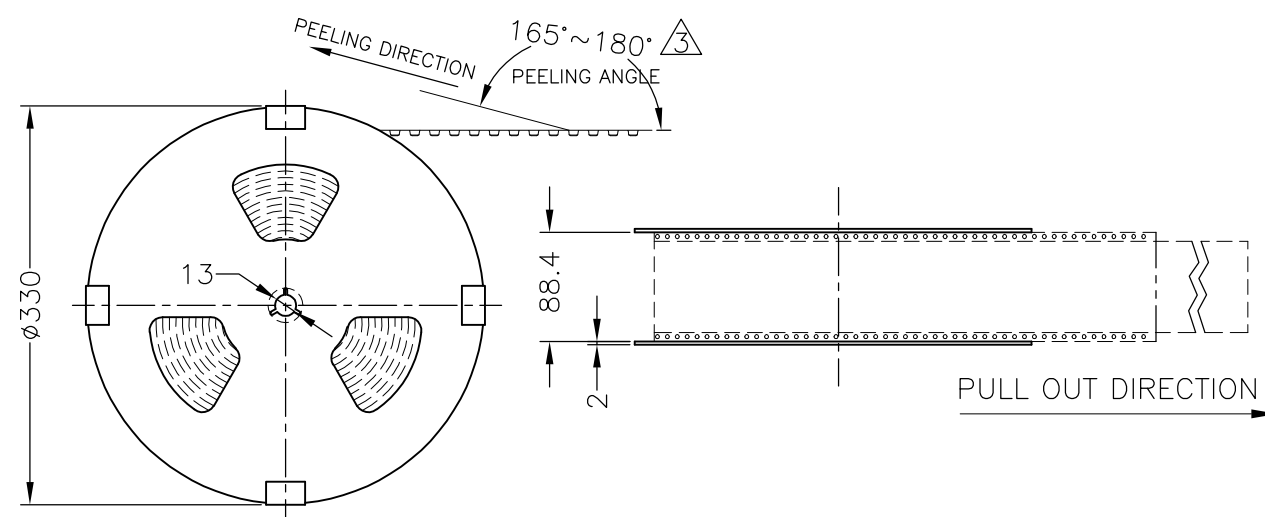
© COPYRIGHT 2007 By --

ALL RIGHTS RESERVED.

LOC
ESDIST
/

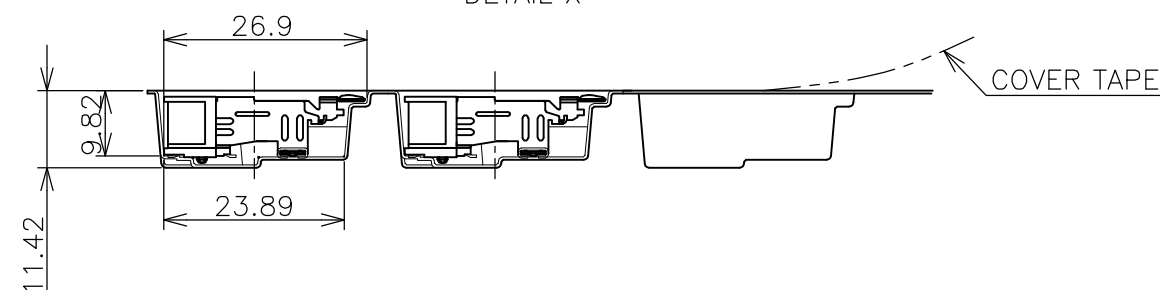
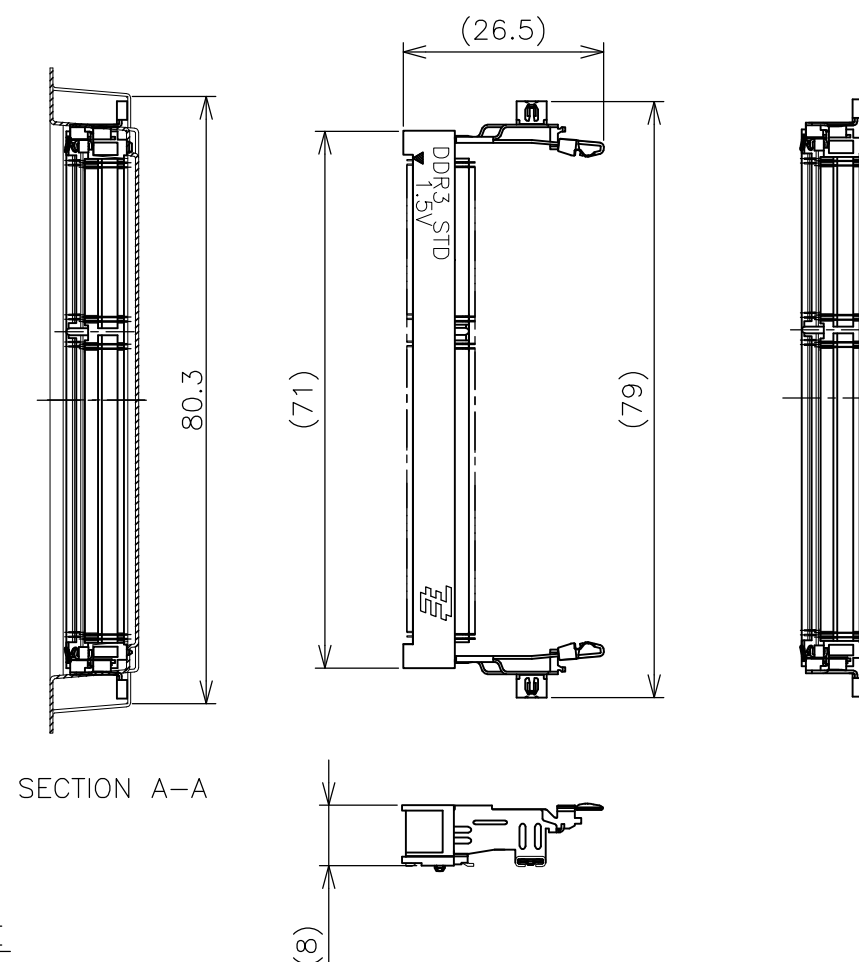
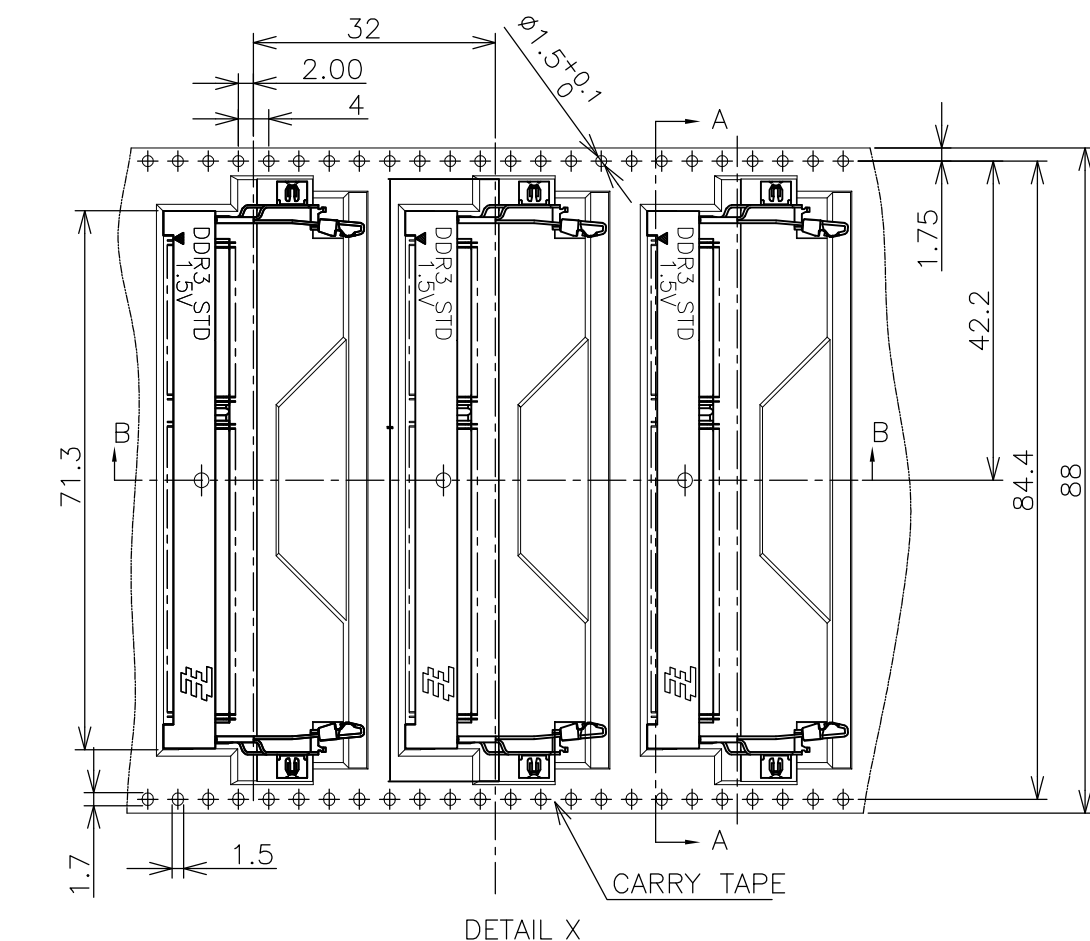
REVISIONS

| P | LTR | DESCRIPTION | DATE | DWN | APVD |
|---|-----|-------------|------|-----|------|
| | - | SEE SHEET 1 | - | - | - |



(APPLIED TO SHEET 4)

1. THE DIRECTION OF EACH CONNECTOR ON A EMBOSS IS REFERRED TO THIS DRAWING.
2. GENERAL TOLERANCE: ± 0.5 , $\pm 3^\circ$
3. THE MATERIAL OF REEL PALLET: PLASTIC/PAPER.



THIS DRAWING IS A CONTROLLED DOCUMENT.

| DIMENSIONS: MM | TOLERANCES UNLESS OTHERWISE SPECIFIED: |
|-------------------|---|
| | 0 PLC ± 0.5 1 PLC ± 0.5 2 PLC ± 0.5 3 PLC ± 0.5 4 PLC ± 0.5 ANGLES $\pm 3^\circ$ FINISH |

MATERIAL

DWN

CHK

APVD

PRODUCT SPEC

APPLICATION SPEC

WEIGHT

CUSTOMER DRAWING

NAME

SIZE

CAGE CODE

DRAWING NO

RESTRICTED TO

STE

TE Connectivity

DDR3 SODIMM SOCKET
0.6mm PITCH 204POS
8.0mm HEIGHT STANDARD TYPE

A300779

C-1932300

SCALE 1:2

SHEET 4 OF 4

REV B

Mouser Electronics

Authorized Distributor

Click to View Pricing, Inventory, Delivery & Lifecycle Information:

[TE Connectivity:](#)

[2-1932300-2](#)