

20

RELEASED FOR PUBLICATION

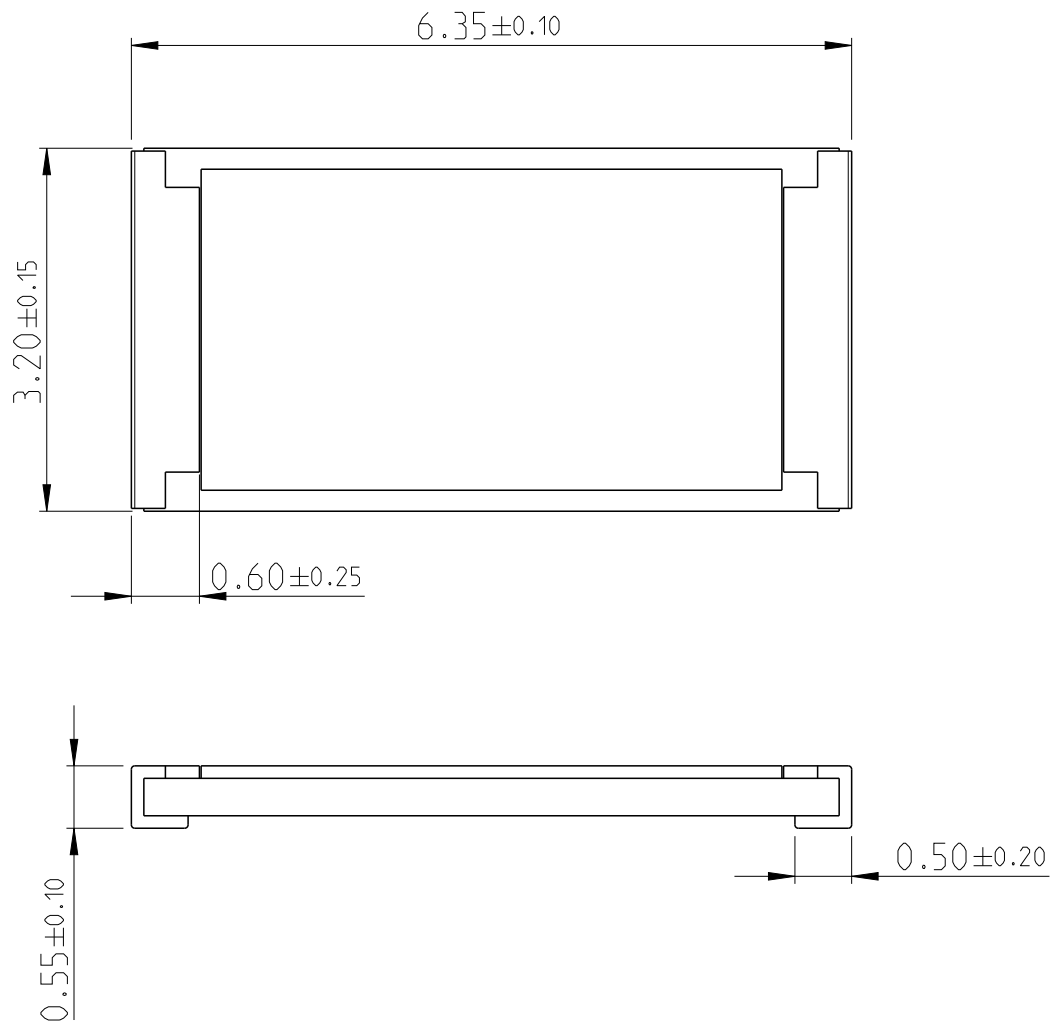
ALL RIGHTS RESERVED.

THIS DRAWING IS UNPUBLISHED.

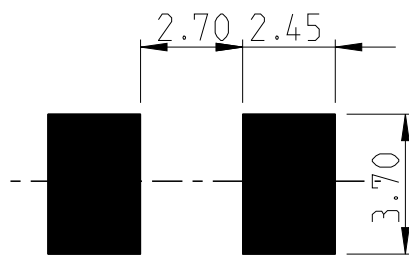
BY -

© COPYRIGHT 20

LOC	DIST	REVISIONS					
		P	LTR	DESCRIPTION	DATE	DWN	APVD
—	—						
			BC	ECR-16-000788	18JAN2016	KR	TN

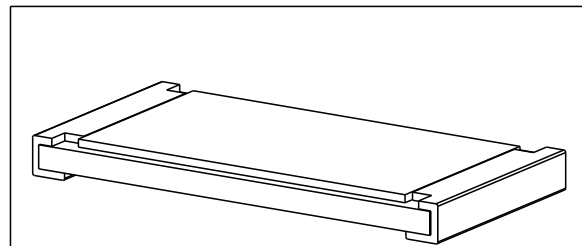



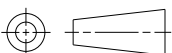
FOR FURTHER INFORMATION SEE PRODUCT SPECIFICATION FOR CRGH SERIES

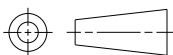


PCB LAYOUT PLAN

RoHS Compliant



DIMENSIONS:		DWN	27JUN2012	MATERIAL		FINISH			
mm		RAGHAVENDRA K		-		-			
TOLERANCES UNLESS OTHERWISE SPECIFIED:		CHK	27JUN2012	<div>TE Connectivity</div>					
		ALLAN P							
		APVD	27JUN2012	NAME SMD POWER RESISTORS - TYPE CRGH2512 SERIES					
		TONY N							
0 PLC	±	PRODUCT SPEC		SIZE		CAGE CODE	DRAWING NO	RESTRICTED TO	
1 PLC	±0.5	-		A 4		00779	©-1879526	-	
2 PLC	±0.13	APPLICATION SPEC		Customer Drawing					
3 PLC	±0.013	-							
4 PLC	±0.0001	WEIGHT		SCALE		40:1	SHEET	1 OF 1	REV
ANGLES	±								BC
									



Mouser Electronics

Authorized Distributor

Click to View Pricing, Inventory, Delivery & Lifecycle Information:

[TE Connectivity:](#)

[CRGH2512F18K2](#)