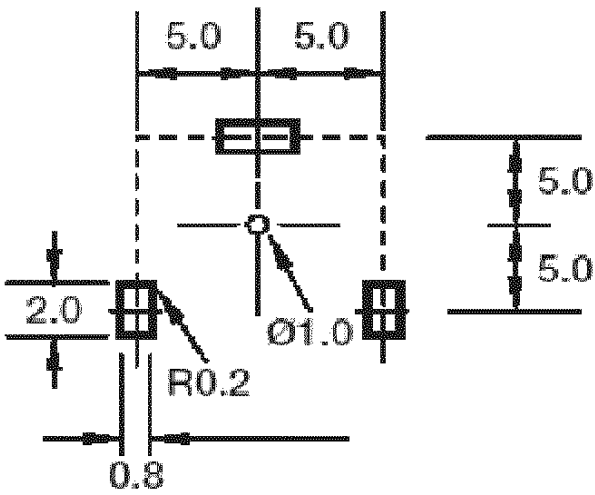
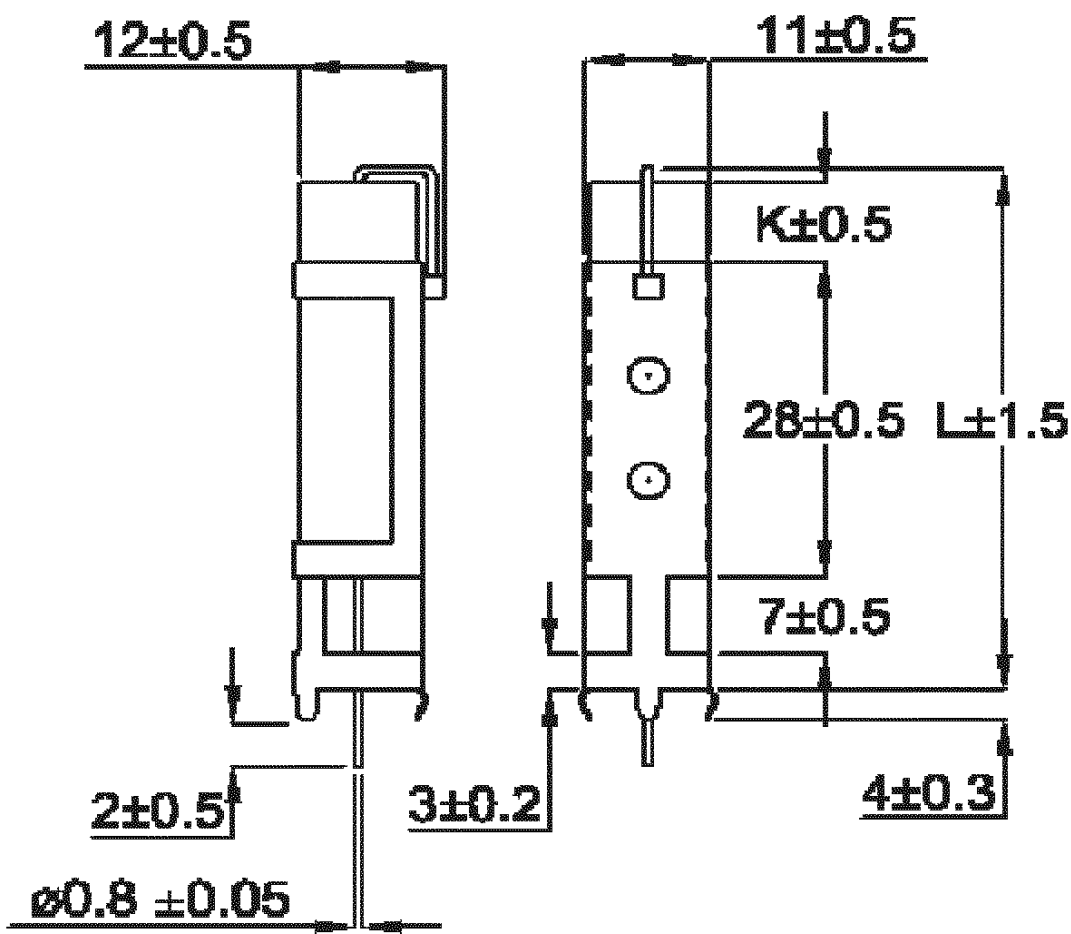


LOC E	DIST B	REVISIONS					
		P	LTR	DESCRIPTION	DATE	DWN	APVD
			BA	NEW DRAWING	18JAN11	P.T	St.P


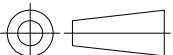
Type SPS - Vertical Mounting with Stabilising Bracket



Suggested PCB Layout Plan

FOR FURTHER INFORMATION SEE DATASHEET
FOR HIGH POWER RESISTORS, SQ SERIES.

Power Rating	Dimension		Resistance Range	
	$L \pm 1.5$	$K \pm 0.5$	Wire	Metal Film
7W	48	8.5	R10 - 430R	431R - 100K
10W	60	20	R10 - 470R	471R - 100K

THIS DRAWING IS A CONTROLLED DOCUMENT.		DWN T.PARUSURAM 18-01-11		 Tyco Electronics Tyco Electronics Corporation Dorcan, Swindon, GB			
		CHK ALLAN.P 18-01-11					
DIMENSIONS: MM	TOLERANCES UNLESS OTHERWISE SPECIFIED:		APVD STEPHEN.P 18-01-11	NAME HIGH POWER RESISTORS SERIES-SPS			
	0 PLC ± -		PRODUCT SPEC				
	1 PLC ± 0.2		—				
	2 PLC ± -		APPLICATION SPEC				
	3 PLC ± -		—				
MATERIAL —	4 PLC ± -		—	SIZE	CAGE CODE	DRAWING NO	RESTRICTED TO
	ANGLES ± -		WEIGHT —	A3	00779	C-1623778	—
	FINISH —		CUSTOMER DRAWING				
			SCALE 1:1		SHEET 1 OF 1		REV BA

Mouser Electronics

Authorized Distributor

Click to View Pricing, Inventory, Delivery & Lifecycle Information:

[TE Connectivity:](#)

[SPSW7220RJ](#)