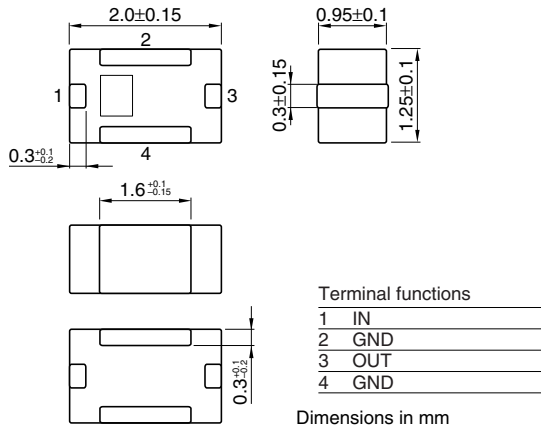


Multilayer Chip Band Pass Filters For 5.0GHz W-LAN

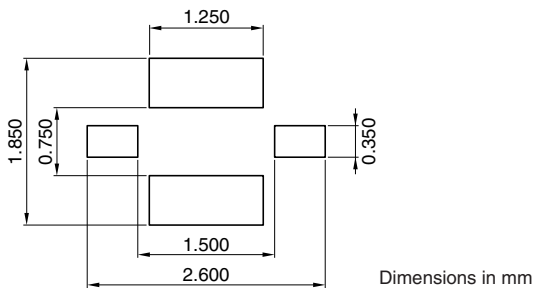
Conformity to RoHS Directive

DEA Series DEA205375BT-2054A1

SHAPES AND DIMENSIONS



RECOMMENDED PC BOARD PATTERNS



ELECTRICAL CHARACTERISTICS

Item				Minimum value	Typical value	Maximum value
Insertion loss	[25°C]	[4900 to 5850MHz]	(dB)	—	—	2.2
	[-40 to +85°C]	[4900 to 5850MHz]	(dB)	—	—	2.5
VSWR		[4900 to 5850MHz]		—	—	2.2
		[340 to 1195MHz]	(dB)	38.0	—	—
Attenuation		[2140 to 3580MHz]	(dB)	19.0	—	—
		[6855 to 7150MHz]	(dB)	25.0	—	—
		[8570 to 8930MHz]	(dB)	20.0	—	—
Ripple		[4900 to 5850MHz]	(dB)	—	—	1.8
Temperature range	Operating		(°C)	-40	—	+85
	Storage		(°C)	-40	—	+85

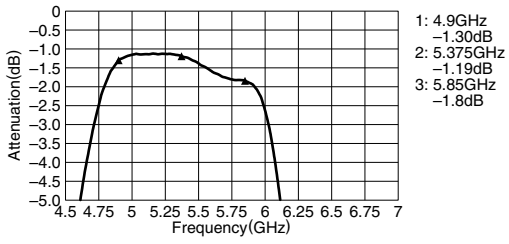
• Ta: +25°C

• Conformity to RoHS Directive: This means that, in conformity with EU Directive 2002/95/EC, lead, cadmium, mercury, hexavalent chromium, and specific bromine-based flame retardants, PBB and PBDE, have not been used, except for exempted applications.

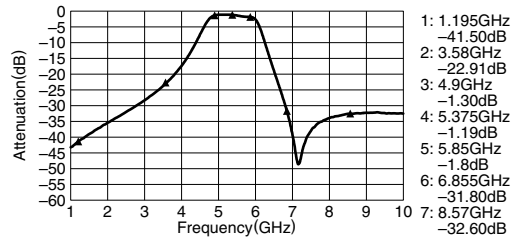
• All specifications are subject to change without notice.

FREQUENCY CHARACTERISTICS

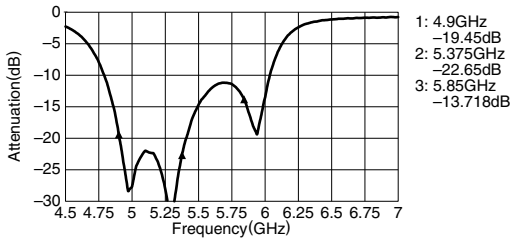
INSERTION LOSS



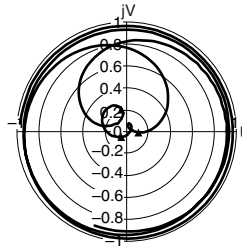
ATTENUATION



RETURN LOSS



VSWR



Mouser Electronics

Authorized Distributor

Click to View Pricing, Inventory, Delivery & Lifecycle Information:

TDK:

[DEA205375BT-2054A1](#)