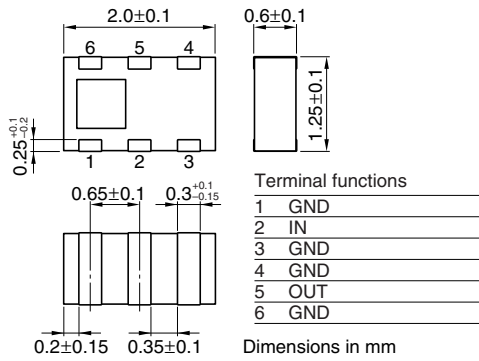


Multilayer Chip Low Pass Filters For DVB-H/ISDB-T

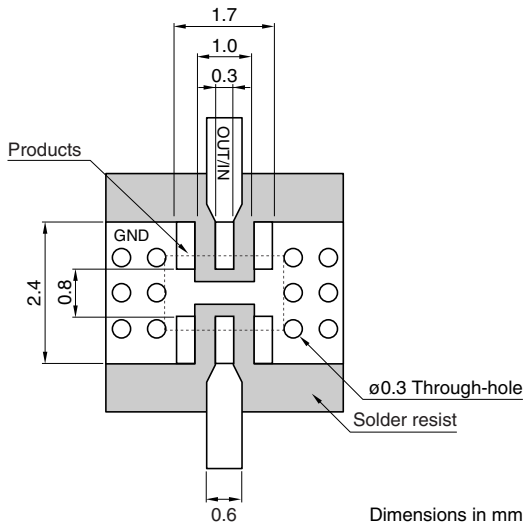
Conformity to RoHS Directive

DEA Series DEA200710LT-1238A1

SHAPES AND DIMENSIONS



RECOMMENDED PC BOARD PATTERNS



This width is 50Ω .
Micro-strip line for 0.4mm thick glass-epoxy substrate.

ELECTRICAL CHARACTERISTICS

| Item | | Minimum value | Typical value | Maximum value |
|-------------------|-----------------|---------------|---------------|---------------|
| Insertion loss | [470 to 710MHz] | (dB) | — | 0.88 |
| Ripple | [470 to 710MHz] | (dB) | — | 0.02 |
| Attenuation | [880 to 960MHz] | (dB) | 20 | 25 |
| Return loss | [470 to 710MHz] | (dB) | 10 | 15 |
| Temperature range | Operating | (°C) | — | +85 |
| | Storage | (°C) | — | +85 |

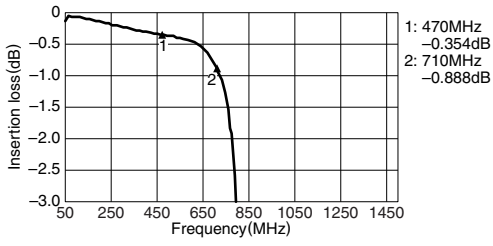
• Ta: +25±5°C

• Conformity to RoHS Directive: This means that, in conformity with EU Directive 2002/95/EC, lead, cadmium, mercury, hexavalent chromium, and specific bromine-based flame retardants, PBB and PBDE, have not been used, except for exempted applications.

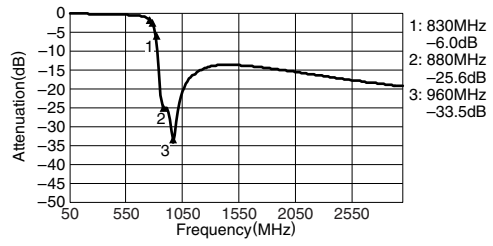
• All specifications are subject to change without notice.

FREQUENCY CHARACTERISTICS

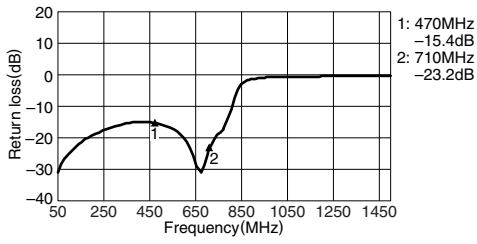
INSERTION LOSS



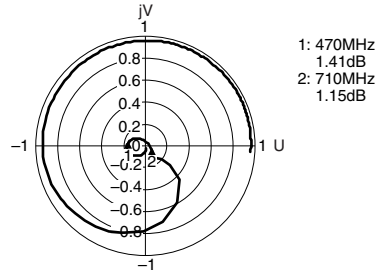
ATTENUATION



RETURN LOSS



VSWR



Mouser Electronics

Authorized Distributor

Click to View Pricing, Inventory, Delivery & Lifecycle Information:

[TDK:](#)

[DEA200710LT-1238A1](#)