



Inductors for Decoupling Circuits

Multilayer Ferrite

MLZ_{series}

| | |
|----------------|--------------------------|
| MLZ1005 | 1005 [0402 inch]* |
| MLZ1608 | 1608 [0603 inch] |
| MLZ2012 | 2012 [0805 inch] |

* Dimensions Code JIS[EIA]

REMINDERS FOR USING THESE PRODUCTS

Before using these products, be sure to request the delivery specifications.

SAFETY REMINDERS

Please pay sufficient attention to the warnings for safe designing when using these products.

REMINDERS

- The storage period is less than 12 months. Be sure to follow the storage conditions (Temperature: 5 to 40°C, Humidity: 10 to 75% RH or less).
If the storage period elapses, the soldering of the terminal electrodes may deteriorate.
- Do not use or store in locations where there are conditions such as gas corrosion (salt, acid, alkali, etc.).
- Before soldering, be sure to preheat components.
The preheating temperature should be set so that the temperature difference between the solder temperature and chip temperature does not exceed 150°C.
- Soldering corrections after mounting should be within the range of the conditions determined in the specifications.
If overheated, a short circuit, performance deterioration, or lifespan shortening may occur.
- When embedding a printed circuit board where a chip is mounted to a set, be sure that residual stress is not given to the chip due to the overall distortion of the printed circuit board and partial distortion such as at screw tightening portions.
- Self heating (temperature increase) occurs when the power is turned ON, so the tolerance should be sufficient for the set thermal design.
- Carefully lay out the coil for the circuit board design of the non-magnetic shield type.
A malfunction may occur due to magnetic interference.
- Use a wrist band to discharge static electricity in your body through the grounding wire.
- Do not expose the products to magnets or magnetic fields.
- Do not use for a purpose outside of the contents regulated in the delivery specifications.
- The products listed on this catalog are intended for use in general electronic equipment (AV equipment, telecommunications equipment, home appliances, amusement equipment, computer equipment, personal equipment, office equipment, measurement equipment, industrial robots) under a normal operation and use condition.
The products are not designed or warranted to meet the requirements of the applications listed below, whose performance and/or quality require a more stringent level of safety or reliability, or whose failure, malfunction or trouble could cause serious damage to society, person or property.
If you intend to use the products in the applications listed below or if you have special requirements exceeding the range or conditions set forth in the each catalog, please contact us.

- (1) Aerospace/Aviation equipment
- (2) Transportation equipment (cars, electric trains, ships, etc.)
- (3) Medical equipment
- (4) Power-generation control equipment
- (5) Atomic energy-related equipment
- (6) Seabed equipment
- (7) Transportation control equipment

- (8) Public information-processing equipment
- (9) Military equipment
- (10) Electric heating apparatus, burning equipment
- (11) Disaster prevention/crime prevention equipment
- (12) Safety equipment
- (13) Other applications that are not considered general-purpose applications

When designing your equipment even for general-purpose applications, you are kindly requested to take into consideration securing protection circuit/device or providing backup circuits in your equipment.

Inductors for Decoupling Circuits

Multilayer Ferrite

Product compatible with RoHS directive
Halogen-free
Compatible with lead-free solders
AEC-Q200

Overview of the MLZ Series

FEATURES

- The MLZ Series include inductors for decoupling circuits that have top-class DC superimposition characteristics and low DC resistance.
- Sizes range from 1005 to 2012, and they are compatible with wide frequency band noise, from low to high frequency.
- H type products have a rated current that is equivalent to that of wound coils.
- W type products are the new standard type products that have both large current and low resistance.
- L type products have a resistance up to 60% lower than W type products.

APPLICATION

Smart phones, tablet terminals, laptop computers, various modules such as camera modules, DSCs, video games, portable memory audio devices, navigation systems, PNDs, WLANs, SSDs, automotive equipment (MLZ1608, MLZ2012)

PART NUMBER CONSTRUCTION

| MLZ | 1005 | M | R10 | W | T | □□□ | | |
|-------------|-----------------------|-----------------------|-----------------|-----|---------------------|--------------------------|-----------------|---------------|
| Series name | LxWxH Dimensions (mm) | Product internal code | Inductance (μH) | | Characteristic type | | Packaging style | Internal code |
| 1005 | 1.0x0.5x0.5 | A | R10 | 0.1 | H | Ultra-large current type | T | Taping |
| 1608 | 1.6x0.8x0.8 | D | 1R0 | 1 | D | High frequency type | | |
| 2012 | 2.0x1.25x0.85 | M | 100 | 10 | W | Large current type | | |
| 2012 | 2.0x1.25x1.25 | N | | | L | Low resistance type | | |
| | | P | | | | | | |

OPERATING TEMPERATURE RANGE, PACKAGE QUANTITY, PRODUCT WEIGHT

| Type | Temperature range | | Package quantity (pieces/reel) | Individual weight (mg) |
|---------|------------------------|-----------------------|--------------------------------|------------------------|
| | Operating temperature* | Storage temperature** | | |
| | (°C) | (°C) | | |
| MLZ1005 | -55 to +125 | -55 to +125 | 10000 | 1.2 |
| MLZ1608 | -55 to +125 | -55 to +125 | 4000 | 4 |
| MLZ2012 | t=0.85 | -55 to +125 | 2000 | 10 |
| | t=1.25 | | | 14 |

* Operating temperature range includes self-temperature rise.

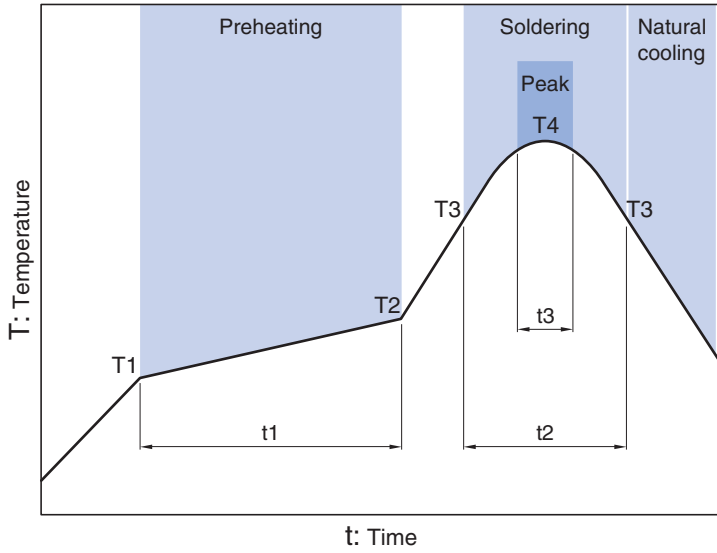
** The Storage temperature range is for after the circuit board is mounted.

- RoHS Directive Compliant Product: See the following for more details related to RoHS Directive compliant products. <http://www.tdk.co.jp/rohs/>
- Halogen-free: Indicates that Cl content is less than 900ppm, Br content is less than 900ppm, and that the total Cl and Br content is less than 1500ppm.

• All specifications are subject to change without notice.

Overview of the MLZ Series

RECOMMENDED REFLOW PROFILE



| Preheating | | | Soldering | | Peak | |
|------------|-------|------------|-----------|-----------|--------------|----------|
| Temp. | Temp. | Time | Temp. | Time | Temp. | Time |
| T1 | T2 | t1 | T3 | t2 | T4 | t3 |
| 150°C | 180°C | 60 to 120s | 230°C | 30 to 60s | 250 to 260°C | 10s max. |

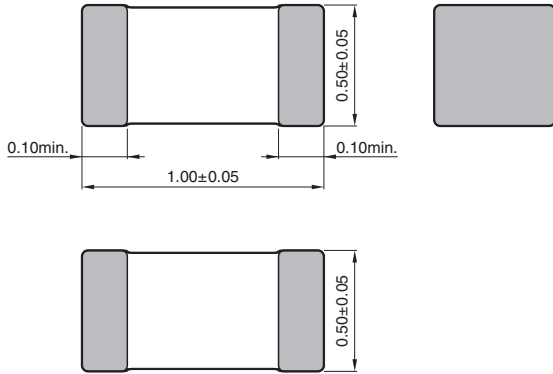
• All specifications are subject to change without notice.

MLZ series

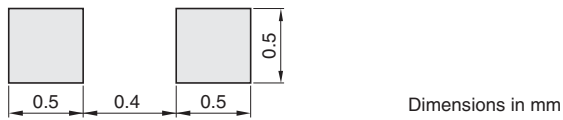
MLZ1005 Type



■ SHAPE & DIMENSIONS



■ RECOMMENDED LAND PATTERN



• All specifications are subject to change without notice.

MLZ series **MLZ1005 Type**

■ ELECTRICAL CHARACTERISTICS

□ CHARACTERISTICS SPECIFICATION TABLE

| Type | L | | L measuring conditions | | DC resistance (Ω) \pm 30% | Rated current* ¹ (mA) | Rated current* ² (mA) | Part No.** |
|------------------|------------|-----------|------------------------|-----------------|---|-------------------------------------|-------------------------------------|------------------|
| | (μ H) | Tolerance | Frequency (MHz) | Current (mA) | | | | |
| Large current | 0.47 | \pm 20% | 2 | 0.1 | 0.20 | 120 | 500 | MLZ1005MR47WT□□□ |
| | 0.68 | \pm 20% | 2 | 0.1 | 0.30 | 110 | 450 | MLZ1005MR68WT□□□ |
| | 1.00 | \pm 20% | 2 | 0.1 | 0.35 | 100 | 450 | MLZ1005M1R0WT□□□ |
| | 1.50 | \pm 20% | 2 | 0.1 | 0.50 | 80 | 350 | MLZ1005M1R5WT□□□ |
| | 2.20 | \pm 20% | 2 | 0.1 | 0.55 | 60 | 350 | MLZ1005M2R2WT□□□ |

*¹ Current assumed when inductance ratio has decreased by 50% max..

*² Current assumed when temperature has risen to 20°C max. (reference value).

Operating temperature environment at this time: 105°C max.

** The "□□□" of the Part Number contains the internal code.

○ Measurement equipment

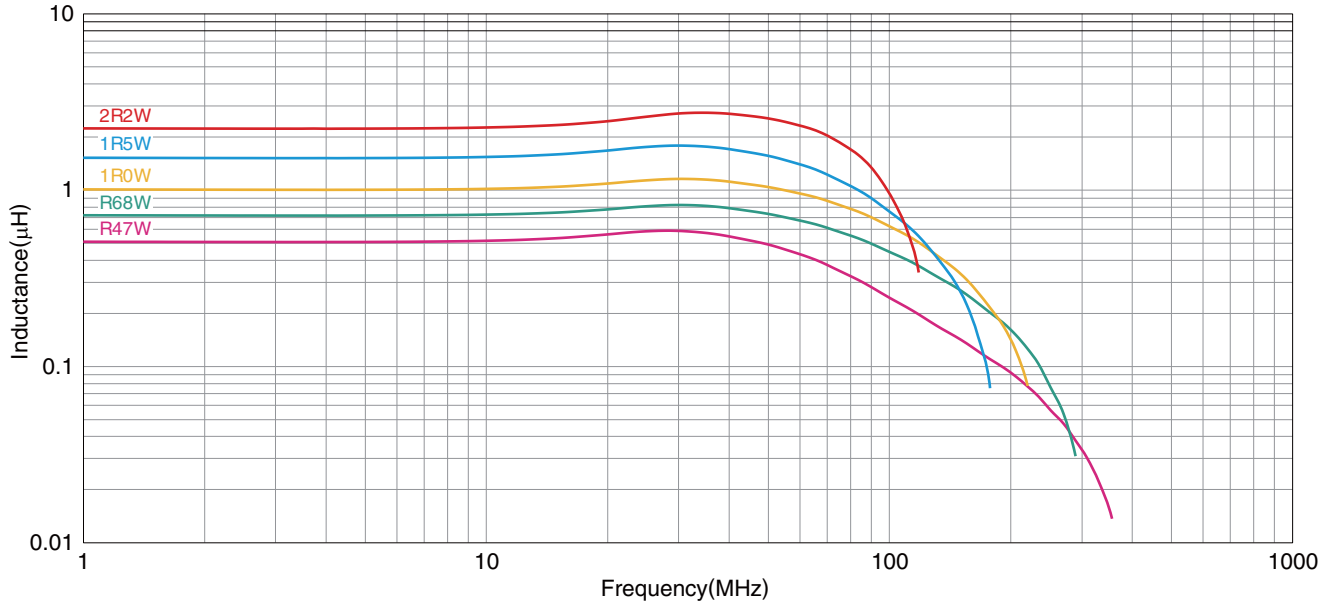
| Measurement item | Product No. | Manufacturer |
|------------------|--------------|----------------------|
| L | 4294A+16034G | Agilent Technologies |
| DC resistance | Type-7561 | Yokogawa |

* Equivalent measurement equipment may be used.

MLZ series MLZ1005 Type

ELECTRICAL CHARACTERISTICS

L FREQUENCY CHARACTERISTICS GRAPH



○ Measurement equipment

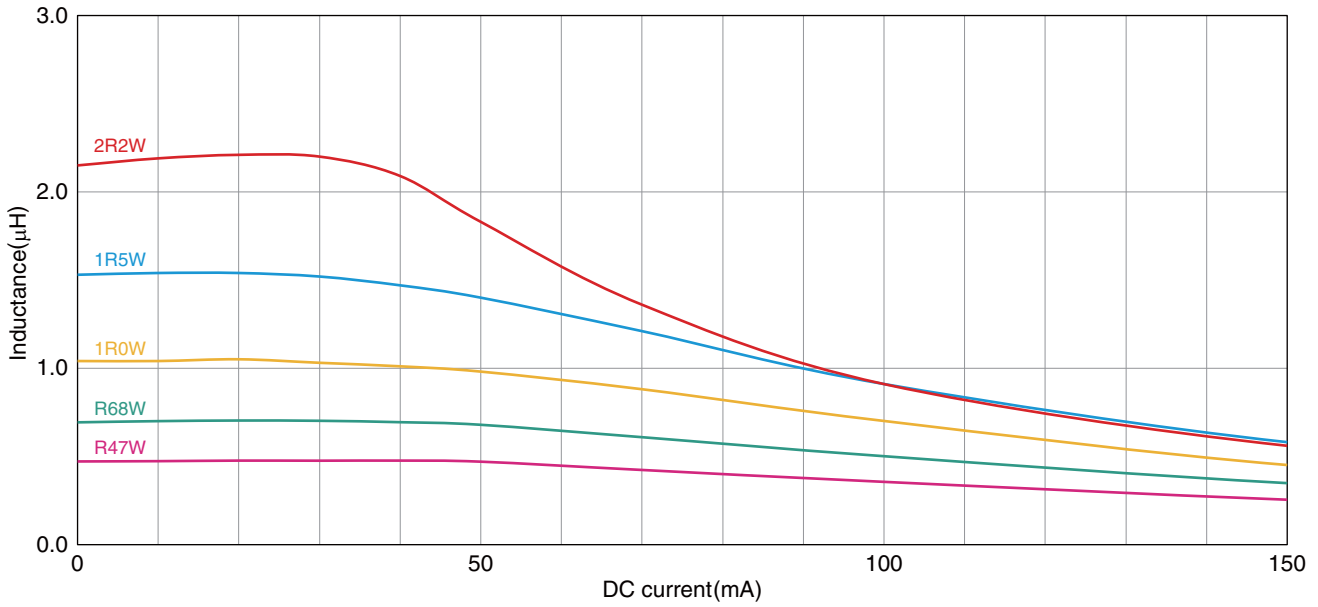
| Product No. | Manufacturer |
|---------------|----------------------|
| E4991A+16192A | Agilent Technologies |

* Equivalent measurement equipment may be used.

MLZ series MLZ1005 Type

ELECTRICAL CHARACTERISTICS

INDUCTANCE VS. DC BIAS CHARACTERISTICS GRAPH



○ Measurement equipment

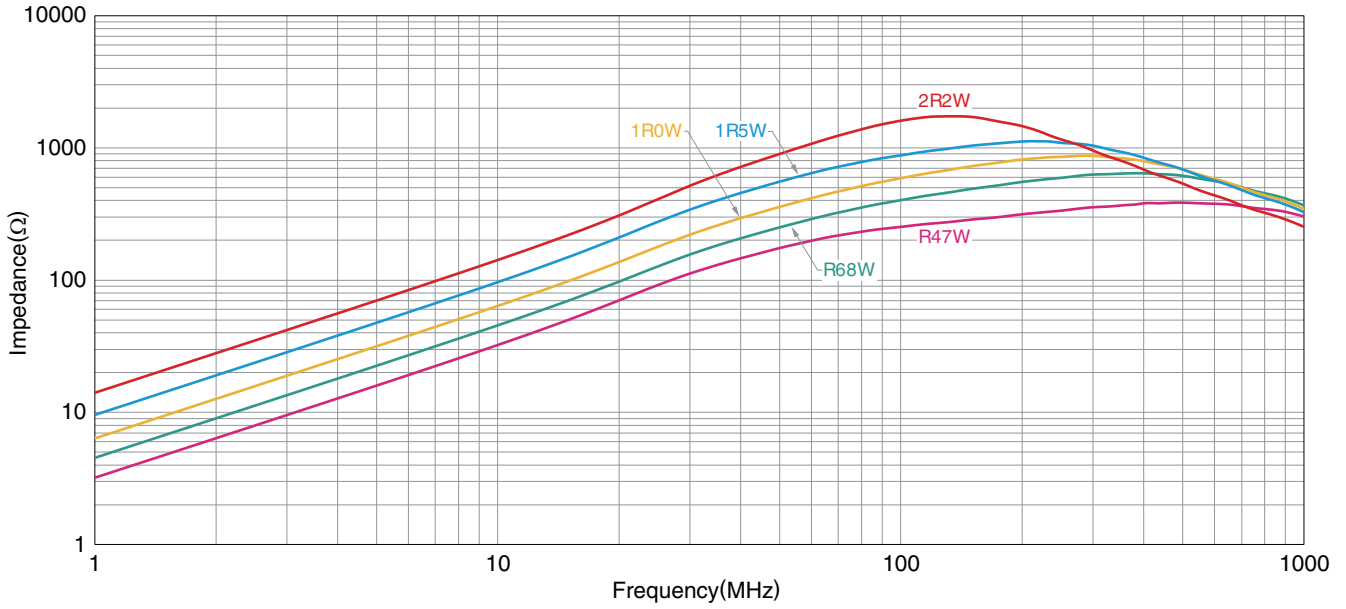
| Product No. | Manufacturer |
|---------------------|----------------------|
| 4291B+16200A+16192A | Agilent Technologies |

* Equivalent measurement equipment may be used.

MLZ series MLZ1005 Type

ELECTRICAL CHARACTERISTICS

IMPEDANCE FREQUENCY CHARACTERISTICS GRAPH



○ Measurement equipment

| Product No. | Manufacturer |
|---------------|----------------------|
| E4991A+16192A | Agilent Technologies |

* Equivalent measurement equipment may be used.

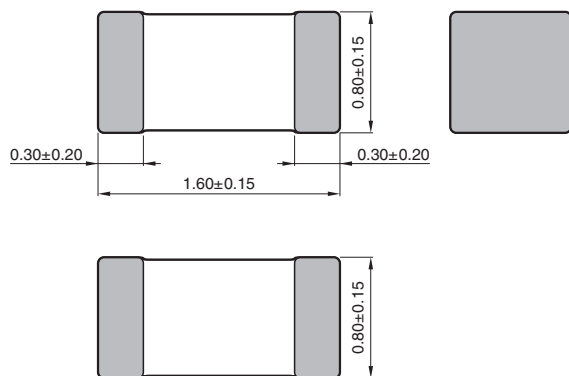
• All specifications are subject to change without notice.

MLZ series

MLZ1608 Type

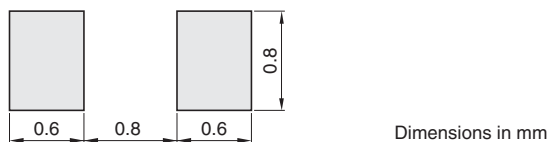


■ SHAPE & DIMENSIONS



Dimensions in mm

■ RECOMMENDED LAND PATTERN



Dimensions in mm

• All specifications are subject to change without notice.

MLZ series **MLZ1608 Type**

■ ELECTRICAL CHARACTERISTICS

□ CHARACTERISTICS SPECIFICATION TABLE

| Type | L | | L measuring conditions | | DC resistance (Ω) \pm 30% | Rated current* ¹ (mA) | Rated current* ² (mA) | Part No.** |
|-------------------|------------|-----------|------------------------|-----------------|---|-------------------------------------|-------------------------------------|------------------|
| | (μ H) | Tolerance | Frequency (MHz) | Current (mA) | | | | |
| High frequency | 0.10 | \pm 20% | 25 | 1.0 | 0.14 | 700 | 850 | MLZ1608DR10DT□□□ |
| | 0.22 | \pm 20% | 25 | 1.0 | 0.27 | 550 | 600 | MLZ1608DR22DT□□□ |
| | 0.47 | \pm 20% | 25 | 1.0 | 0.42 | 400 | 500 | MLZ1608DR47DT□□□ |
| | 1.00 | \pm 20% | 10 | 1.0 | 0.15 | 190 | 600 | MLZ1608A1R0WT□□□ |
| Large current | 2.20 | \pm 20% | 10 | 1.0 | 0.25 | 130 | 500 | MLZ1608A2R2WT□□□ |
| | 4.70 | \pm 20% | 2 | 0.1 | 0.50 | 120 | 350 | MLZ1608M4R7WT□□□ |
| | 10.0 | \pm 20% | 2 | 0.1 | 1.05 | 90 | 250 | MLZ1608M100WT□□□ |
| | 22.0 | \pm 20% | 2 | 0.1 | 2.40 | 55 | 150 | MLZ1608M220WT□□□ |
| | 1.00 | \pm 20% | 2 | 0.1 | 0.11 | 140 | 700 | MLZ1608N1R0LT□□□ |
| Low resistance | 2.20 | \pm 20% | 2 | 0.1 | 0.18 | 110 | 500 | MLZ1608N2R2LT□□□ |
| | 4.70 | \pm 20% | 2 | 0.1 | 0.32 | 80 | 400 | MLZ1608N4R7LT□□□ |
| | 10.0 | \pm 20% | 2 | 0.1 | 0.60 | 60 | 300 | MLZ1608N100LT□□□ |

*1 Current assumed when inductance ratio has decreased by 50% max..

*2 Current assumed when temperature has risen to 20°C max. (reference value).

Operating temperature environment at this time: 105°C max.

** The "□□□" of the Part Number contains the internal code. (In the case of automotive grade "D25")

○ Measurement equipment

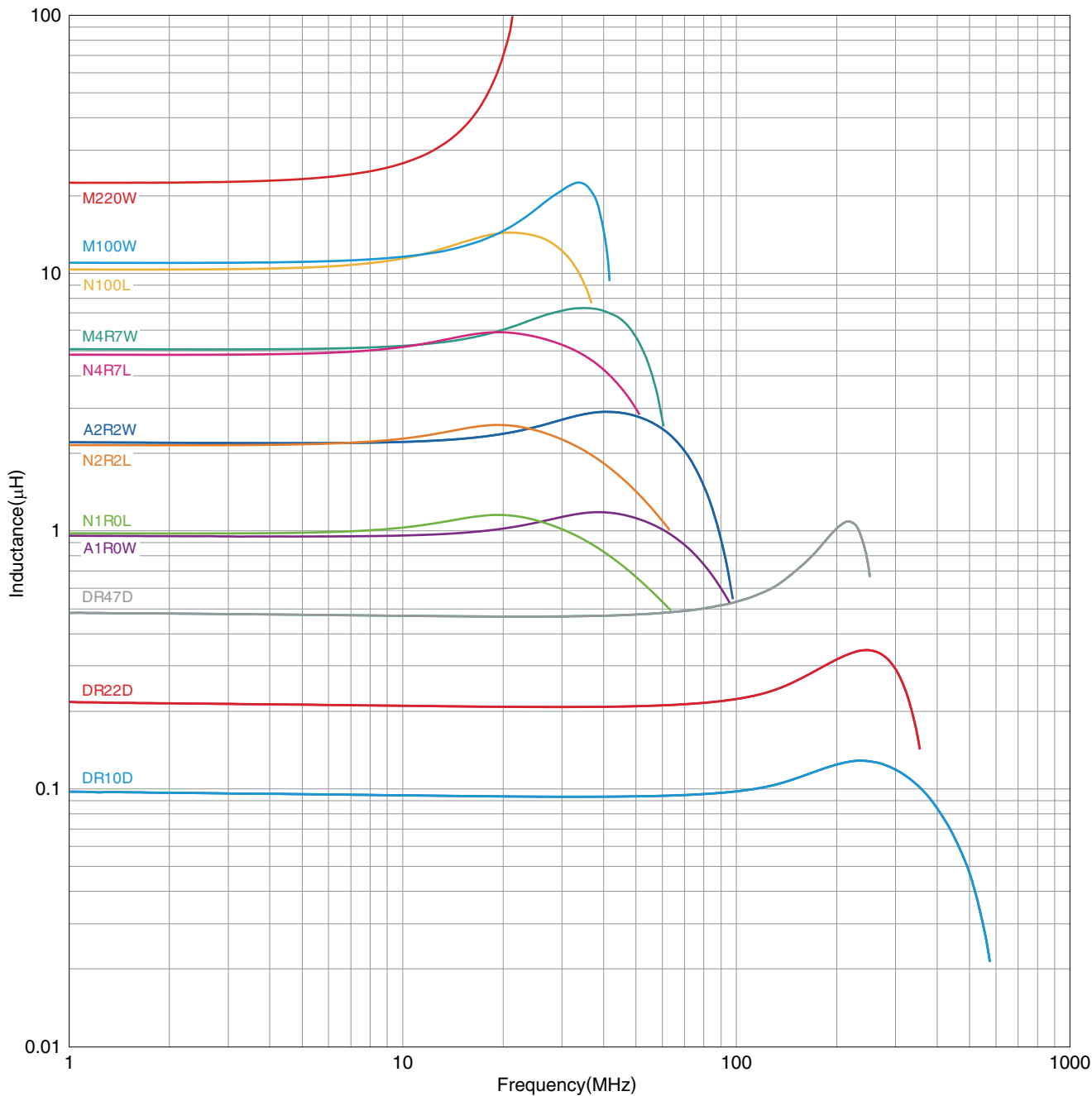
| Measurement item | Product No. | Manufacturer |
|------------------|--------------|----------------------|
| L | 4294A+16034G | Agilent Technologies |
| DC resistance | Type-7561 | Yokogawa |

* Equivalent measurement equipment may be used.

MLZ series MLZ1608 Type

ELECTRICAL CHARACTERISTICS

FREQUENCY CHARACTERISTICS GRAPH



○ Measurement equipment

| Product No. | Manufacturer |
|---------------|----------------------|
| E4991A+16192A | Agilent Technologies |

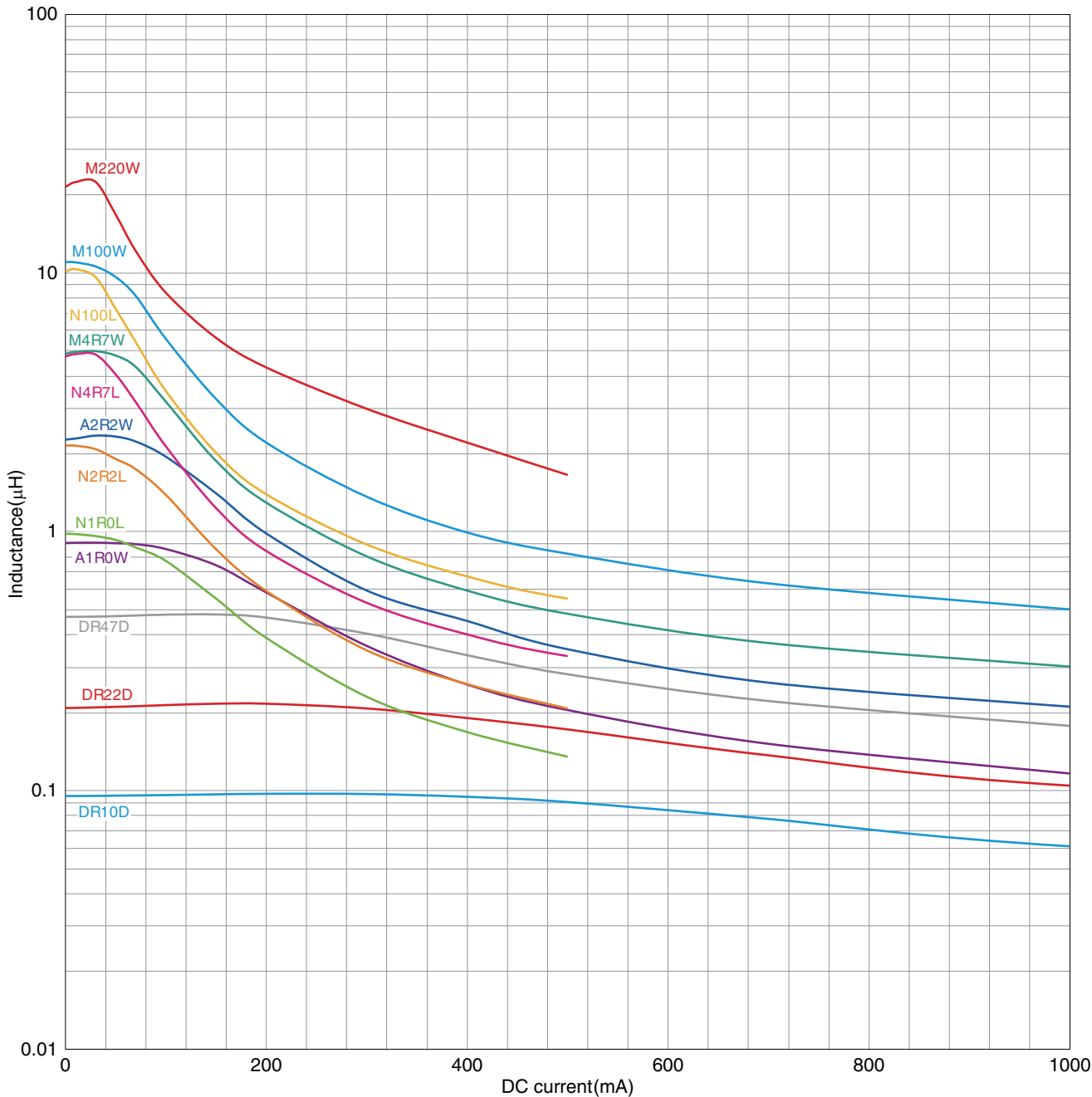
* Equivalent measurement equipment may be used.

• All specifications are subject to change without notice.

MLZ series MLZ1608 Type

ELECTRICAL CHARACTERISTICS

INDUCTANCE VS. DC BIAS CHARACTERISTICS GRAPH



○ Measurement equipment

| Product No. | Manufacturer |
|---------------------|----------------------|
| 4291B+16200A+16192A | Agilent Technologies |

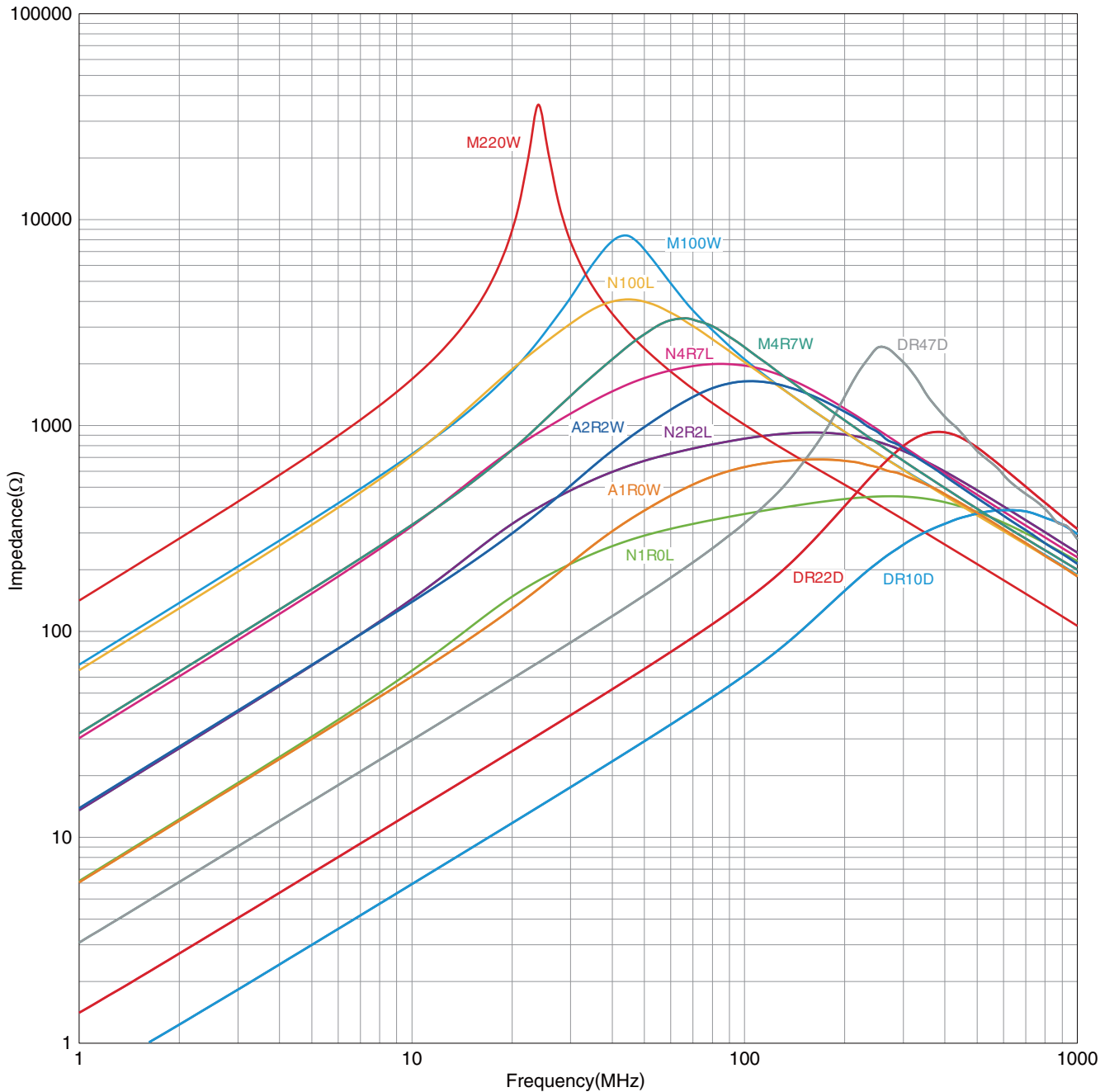
* Equivalent measurement equipment may be used.

• All specifications are subject to change without notice.

MLZ series MLZ1608 Type

ELECTRICAL CHARACTERISTICS

IMPEDANCE FREQUENCY CHARACTERISTICS GRAPH



○ Measurement equipment

| Product No. | Manufacturer |
|---------------|----------------------|
| E4991A+16192A | Agilent Technologies |

* Equivalent measurement equipment may be used.

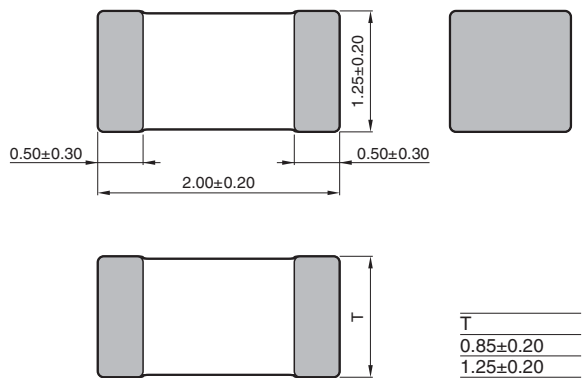
• All specifications are subject to change without notice.

MLZ series

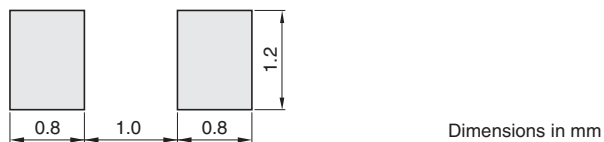
MLZ2012 Type



■ SHAPE & DIMENSIONS



■ RECOMMENDED LAND PATTERN



• All specifications are subject to change without notice.

MLZ series **MLZ2012 Type**

■ ELECTRICAL CHARACTERISTICS

□ CHARACTERISTICS SPECIFICATION TABLE

| Type | L | | Thickness T (mm) | L measuring conditions | | DC resistance (Ω)±30% | Rated current*1 (mA) | Rated current*2 (mA) | Part No.** |
|---------------------|------|-----------|------------------|------------------------|--------------|-----------------------|----------------------|----------------------|------------------|
| | (μH) | Tolerance | | Frequency (MHz) | Current (mA) | | | | |
| Ultra-large current | 1.0 | ±20% | 1.25 | 2 | 0.1 | 0.10 | 700 | 800 | MLZ2012M1R0HT□□□ |
| | 1.5 | ±20% | 1.25 | 2 | 0.1 | 0.14 | 550 | 700 | MLZ2012M1R5HT□□□ |
| | 2.2 | ±20% | 1.25 | 2 | 0.1 | 0.16 | 400 | 600 | MLZ2012M2R2HT□□□ |
| | 3.3 | ±20% | 1.25 | 2 | 0.1 | 0.20 | 350 | 500 | MLZ2012M3R3HT□□□ |
| | 4.7 | ±20% | 1.25 | 2 | 0.1 | 0.34 | 300 | 400 | MLZ2012M4R7HT□□□ |
| | 6.8 | ±20% | 1.25 | 2 | 0.1 | 0.40 | 220 | 350 | MLZ2012M6R8HT□□□ |
| High frequency | 10 | ±20% | 1.25 | 2 | 0.1 | 0.68 | 200 | 300 | MLZ2012M100HT□□□ |
| | 0.10 | ±20% | 0.85 | 25 | 1.0 | 0.07 | 1000 | 1150 | MLZ2012DR10DT□□□ |
| | 0.22 | ±20% | 0.85 | 25 | 1.0 | 0.13 | 800 | 900 | MLZ2012DR22DT□□□ |
| Large current | 0.47 | ±20% | 1.25 | 25 | 1.0 | 0.18 | 550 | 700 | MLZ2012DR47DT□□□ |
| | 1.00 | ±20% | 0.85 | 10 | 1.0 | 0.10 | 280 | 900 | MLZ2012A1R0WT□□□ |
| | 1.50 | ±20% | 0.85 | 10 | 1.0 | 0.13 | 250 | 750 | MLZ2012A1R5WT□□□ |
| | 2.20 | ±20% | 0.85 | 10 | 1.0 | 0.15 | 210 | 650 | MLZ2012A2R2WT□□□ |
| | 3.30 | ±20% | 0.85 | 10 | 1.0 | 0.34 | 200 | 450 | MLZ2012A3R3WT□□□ |
| | 4.70 | ±20% | 0.85 | 2 | 0.1 | 0.30 | 180 | 500 | MLZ2012M4R7WT□□□ |
| | 6.80 | ±20% | 1.25 | 2 | 0.1 | 0.40 | 160 | 400 | MLZ2012M6R8WT□□□ |
| | 10.0 | ±20% | 1.25 | 2 | 0.1 | 0.47 | 150 | 350 | MLZ2012M100WT□□□ |
| | 15.0 | ±20% | 1.25 | 2 | 0.1 | 0.95 | 120 | 250 | MLZ2012M150WT□□□ |
| | 22.0 | ±20% | 1.25 | 2 | 0.1 | 1.25 | 100 | 220 | MLZ2012P220WT□□□ |
| | 22.0 | ±20% | 1.25 | 2 | 0.1 | 2.0 | 60 | 220 | MLZ2012M220WT□□□ |
| Low resistance | 33.0 | ±20% | 1.25 | 2 | 0.1 | 2.60 | 55 | 190 | MLZ2012M330WT□□□ |
| | 47.0 | ±20% | 1.25 | 2 | 0.1 | 3.70 | 50 | 170 | MLZ2012M470WT□□□ |
| | 1.00 | ±20% | 0.85 | 2 | 0.1 | 0.06 | 220 | 1150 | MLZ2012N1R0LT□□□ |
| | 1.50 | ±20% | 0.85 | 2 | 0.1 | 0.10 | 190 | 900 | MLZ2012N1R5LT□□□ |
| | 2.20 | ±20% | 0.85 | 2 | 0.1 | 0.12 | 170 | 800 | MLZ2012N2R2LT□□□ |
| | 3.30 | ±20% | 0.85 | 2 | 0.1 | 0.15 | 130 | 750 | MLZ2012N3R3LT□□□ |
| | 4.70 | ±20% | 0.85 | 2 | 0.1 | 0.18 | 130 | 600 | MLZ2012N4R7LT□□□ |
| | 6.80 | ±20% | 0.85 | 2 | 0.1 | 0.25 | 110 | 550 | MLZ2012N6R8LT□□□ |
| | 10.0 | ±20% | 1.25 | 2 | 0.1 | 0.30 | 110 | 500 | MLZ2012N100LT□□□ |
| | 15.0 | ±20% | 1.25 | 2 | 0.1 | 0.47 | 90 | 350 | MLZ2012N150LT□□□ |
| 22.0 | ±20% | 1.25 | 2 | 0.1 | 0.67 | 70 | 300 | MLZ2012N220LT□□□ | |
| 100.0 | ±20% | 1.25 | 2 | 0.1 | 3.50 | 30 | 140 | MLZ2012N101LT□□□ | |

*1 Current assumed when inductance ratio has decreased by 50% max..

*2 Current assumed when temperature has risen to 20°C max. (reference value).

Operating temperature environment at this time: 105°C max.

** The "□□□" of the Part Number contains the internal code. (In the case of automotive grade "D25")

○ Measurement equipment

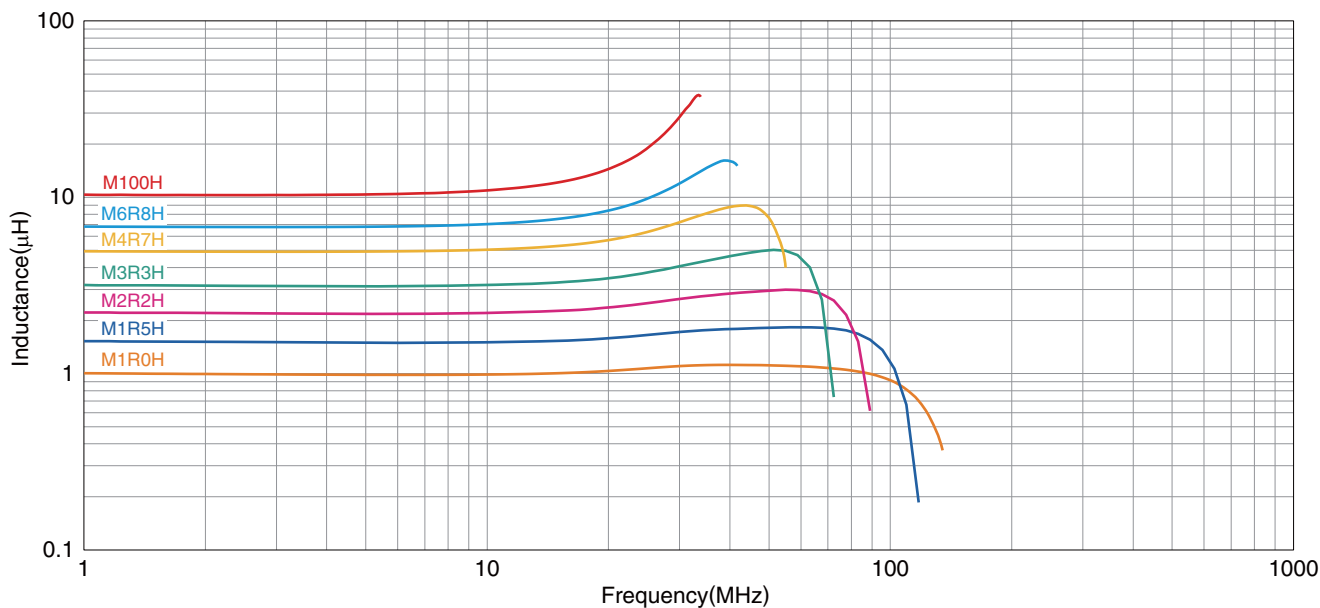
| Measurement item | Product No. | Manufacturer |
|------------------|--------------|----------------------|
| L | 4294A+16034G | Agilent Technologies |
| DC resistance | Type-7561 | Yokogawa |

* Equivalent measurement equipment may be used.

MLZ series MLZ2012 Type

ELECTRICAL CHARACTERISTICS

L FREQUENCY CHARACTERISTICS GRAPH H CHARACTERISTIC PRODUCT

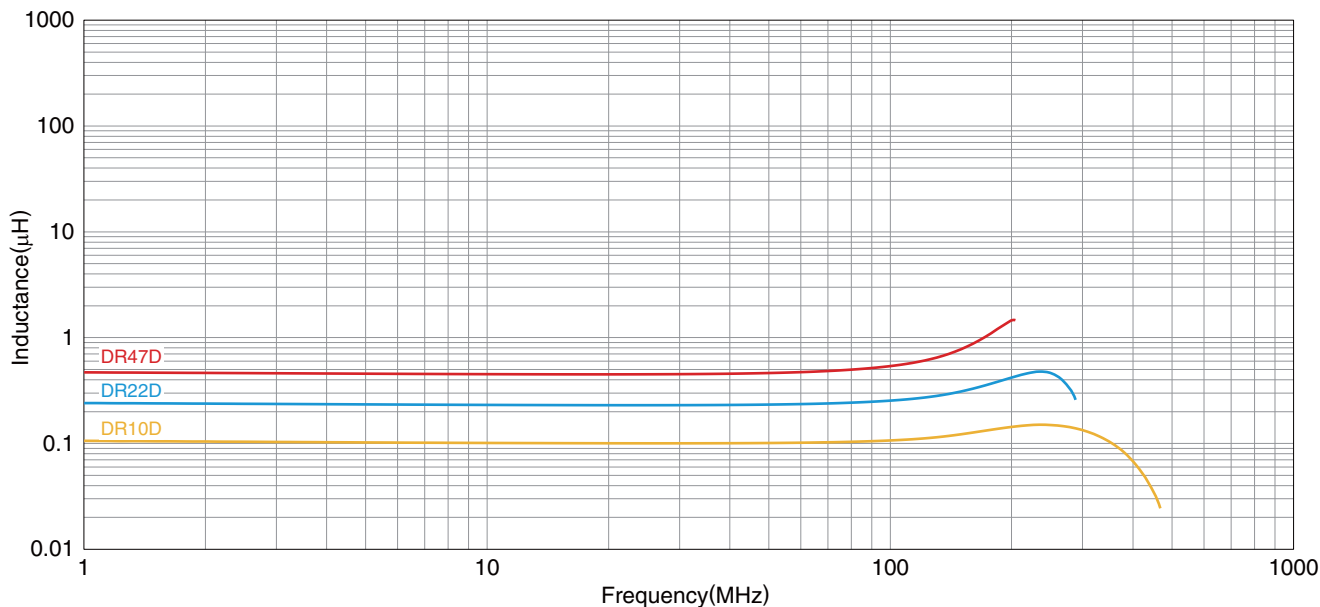


○ Measurement equipment

| Product No. | Manufacturer |
|---------------|----------------------|
| E4991A+16192A | Agilent Technologies |

* Equivalent measurement equipment may be used.

L FREQUENCY CHARACTERISTICS GRAPH D CHARACTERISTIC PRODUCT



○ Measurement equipment

| Product No. | Manufacturer |
|---------------|----------------------|
| E4991A+16192A | Agilent Technologies |

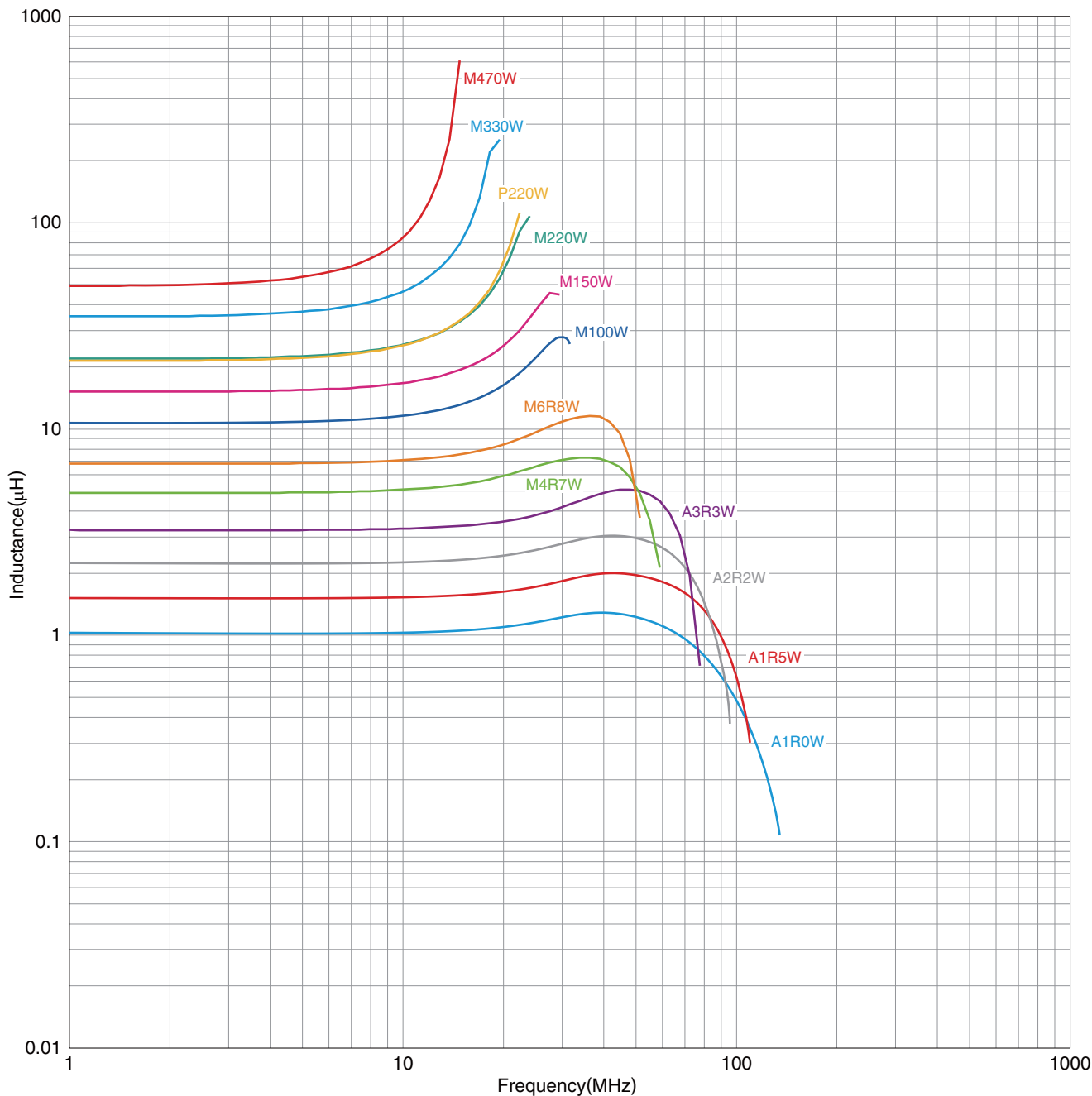
* Equivalent measurement equipment may be used.

• All specifications are subject to change without notice.

MLZ series MLZ2012 Type

ELECTRICAL CHARACTERISTICS

L FREQUENCY CHARACTERISTICS GRAPH W CHARACTERISTIC PRODUCT



○ Measurement equipment

| Product No. | Manufacturer |
|---------------|----------------------|
| E4991A+16192A | Agilent Technologies |

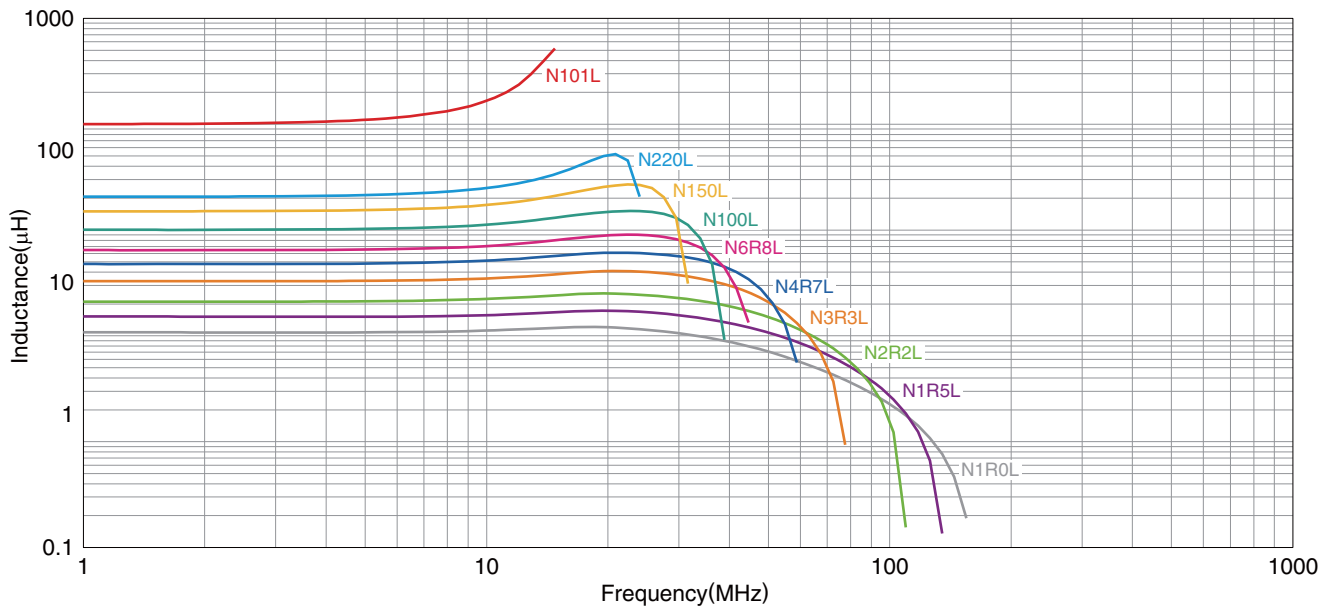
* Equivalent measurement equipment may be used.

• All specifications are subject to change without notice.

MLZ series MLZ2012 Type

ELECTRICAL CHARACTERISTICS

L FREQUENCY CHARACTERISTICS GRAPH L CHARACTERISTIC PRODUCT



○ Measurement equipment

| Product No. | Manufacturer |
|---------------|----------------------|
| E4991A+16192A | Agilent Technologies |

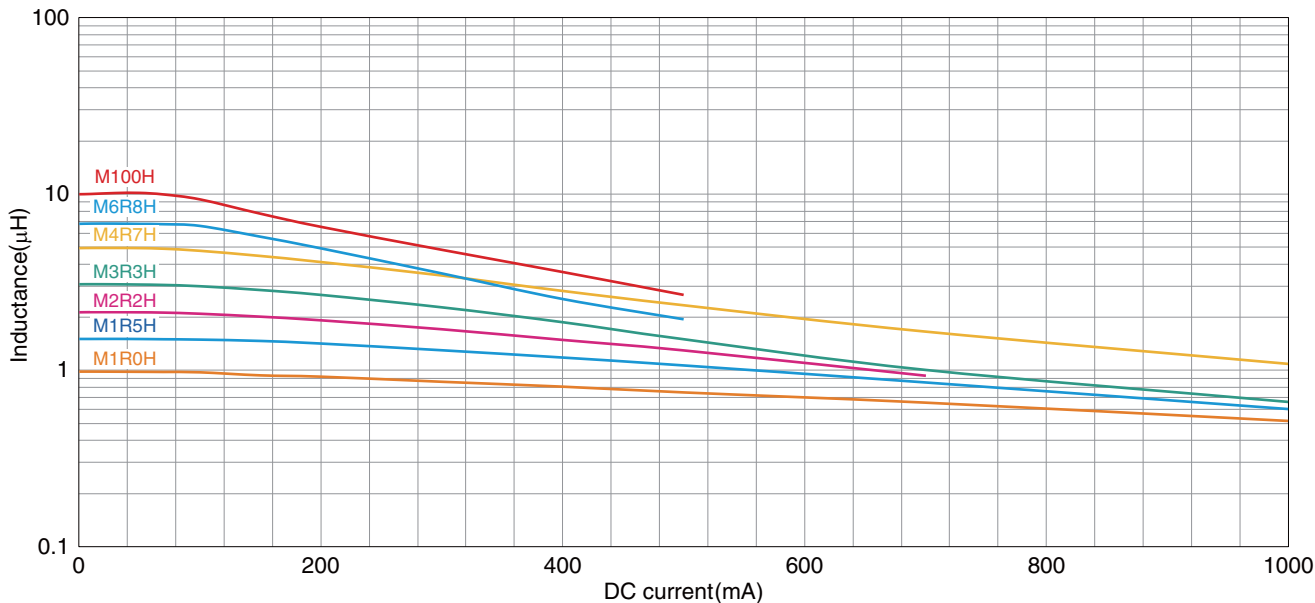
* Equivalent measurement equipment may be used.

• All specifications are subject to change without notice.

MLZ series **MLZ2012 Type**

■ ELECTRICAL CHARACTERISTICS

□ INDUCTANCE VS. DC BIAS CHARACTERISTICS GRAPH H CHARACTERISTIC PRODUCT

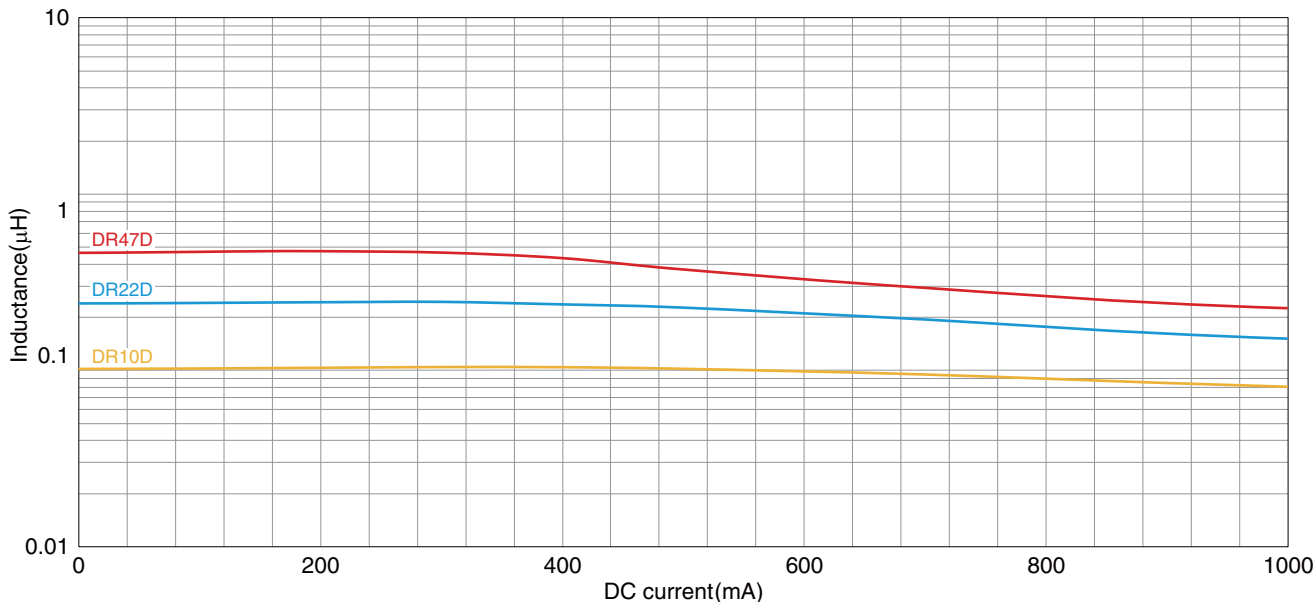


○ Measurement equipment

| Product No. | Manufacturer |
|---------------------|----------------------|
| 4291B+16200A+16192A | Agilent Technologies |

* Equivalent measurement equipment may be used.

□ INDUCTANCE VS. DC BIAS CHARACTERISTICS GRAPH D CHARACTERISTIC PRODUCT



○ Measurement equipment

| Product No. | Manufacturer |
|---------------------|----------------------|
| 4291B+16200A+16192A | Agilent Technologies |

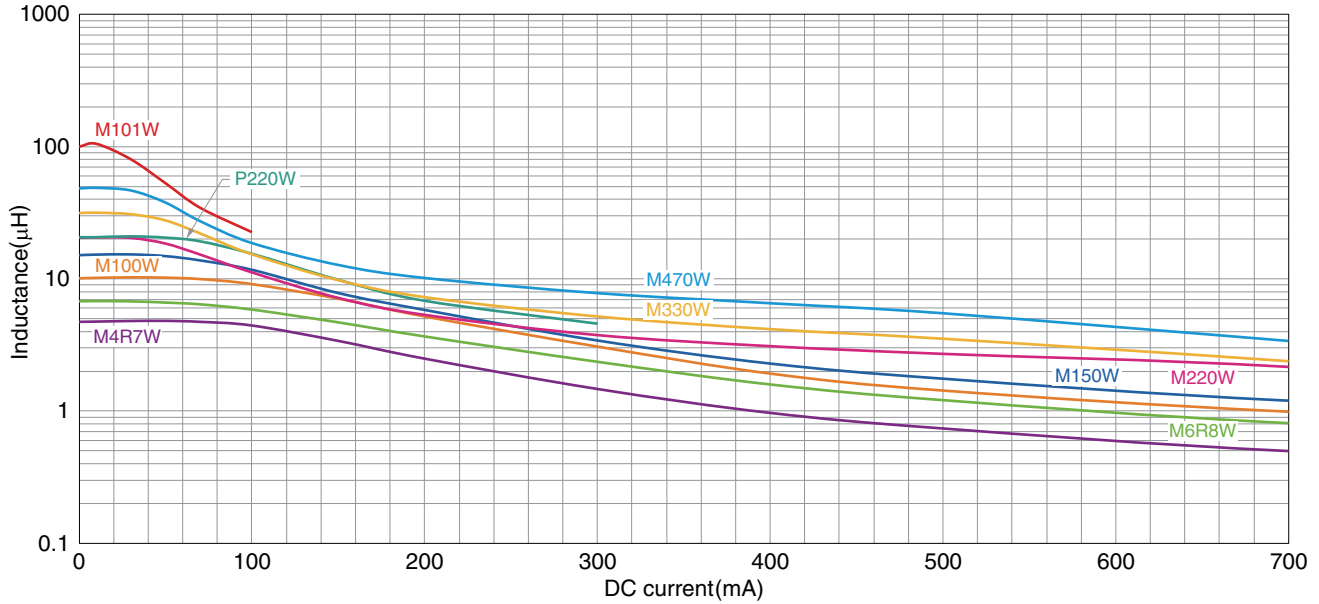
* Equivalent measurement equipment may be used.

• All specifications are subject to change without notice.

MLZ series MLZ2012 Type

ELECTRICAL CHARACTERISTICS

INDUCTANCE VS. DC BIAS CHARACTERISTICS GRAPH (EXAMPLE) W CHARACTERISTIC PRODUCT

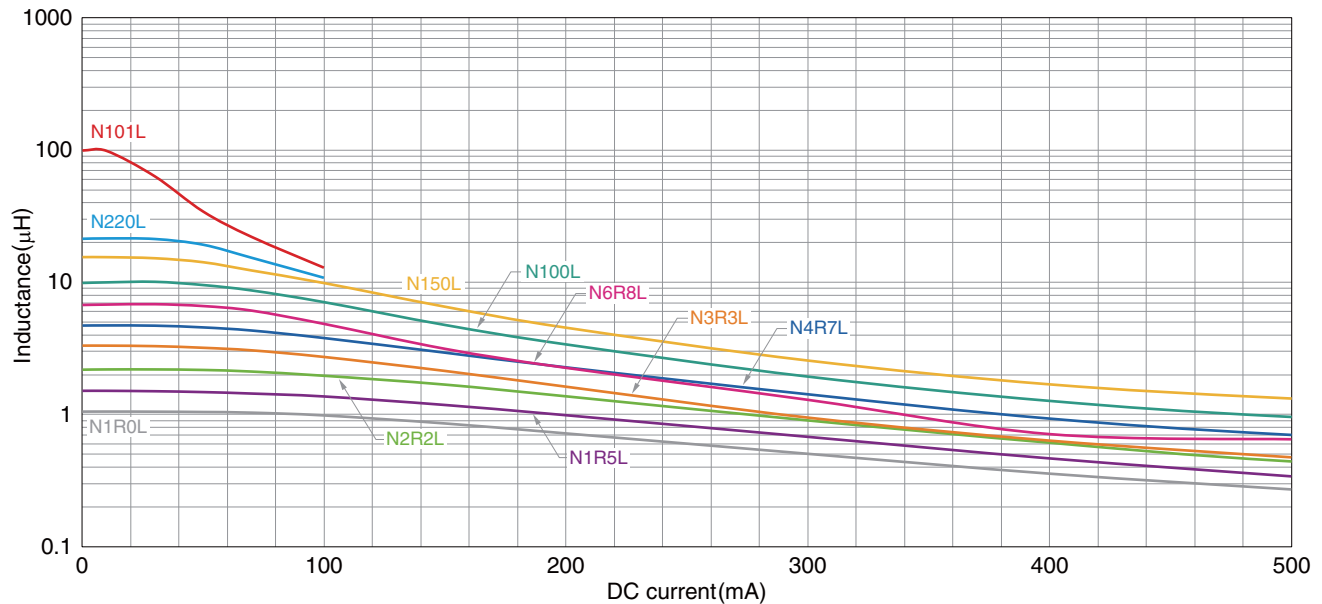


○ Measurement equipment

| Product No. | Manufacturer |
|---------------------|----------------------|
| 4291B+16200A+16192A | Agilent Technologies |

* Equivalent measurement equipment may be used.

INDUCTANCE VS. DC BIAS CHARACTERISTICS GRAPH L CHARACTERISTIC PRODUCT



○ Measurement equipment

| Product No. | Manufacturer |
|---------------------|----------------------|
| 4291B+16200A+16192A | Agilent Technologies |

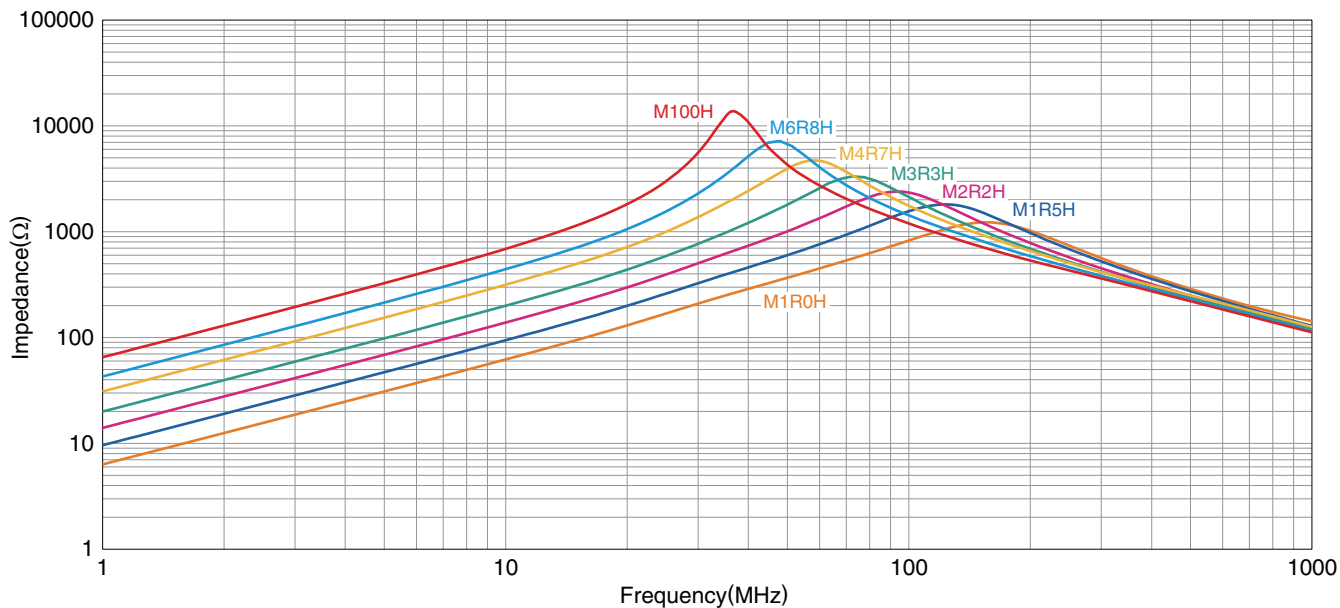
* Equivalent measurement equipment may be used.

• All specifications are subject to change without notice.

MLZ series MLZ2012 Type

ELECTRICAL CHARACTERISTICS

IMPEDANCE FREQUENCY CHARACTERISTICS GRAPH H CHARACTERISTIC PRODUCT

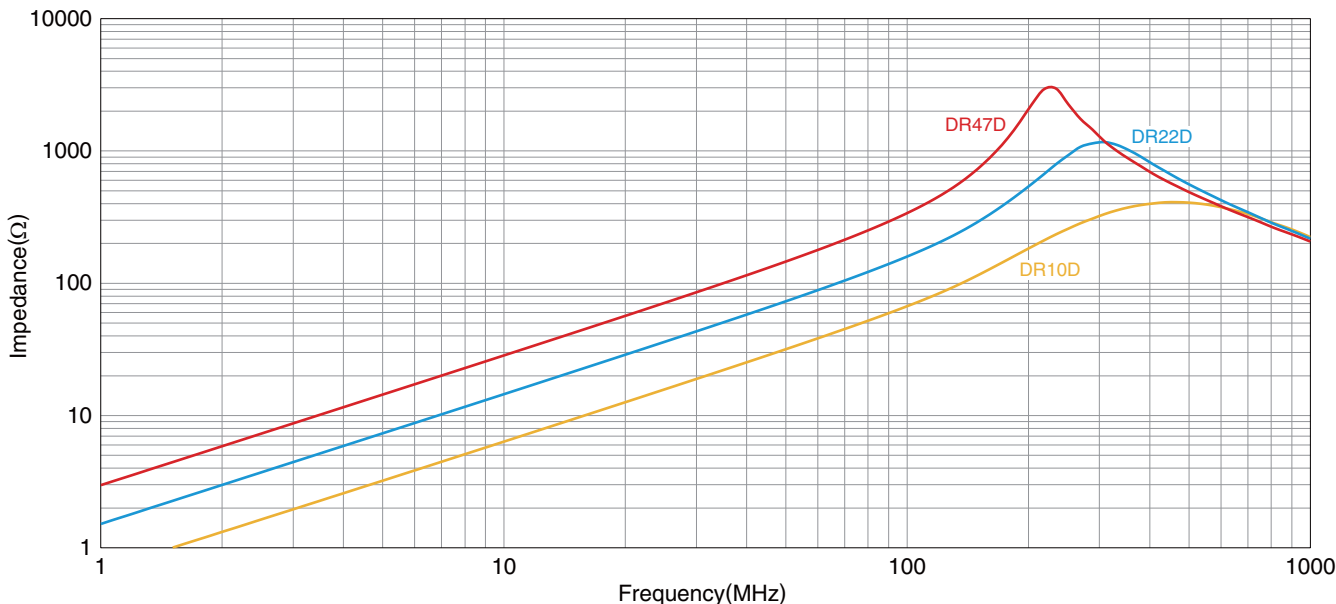


○ Measurement equipment

| Product No. | Manufacturer |
|---------------|----------------------|
| E4991A+16192A | Agilent Technologies |

* Equivalent measurement equipment may be used.

IMPEDANCE FREQUENCY CHARACTERISTICS GRAPH D CHARACTERISTIC PRODUCT



○ Measurement equipment

| Product No. | Manufacturer |
|---------------|----------------------|
| E4991A+16192A | Agilent Technologies |

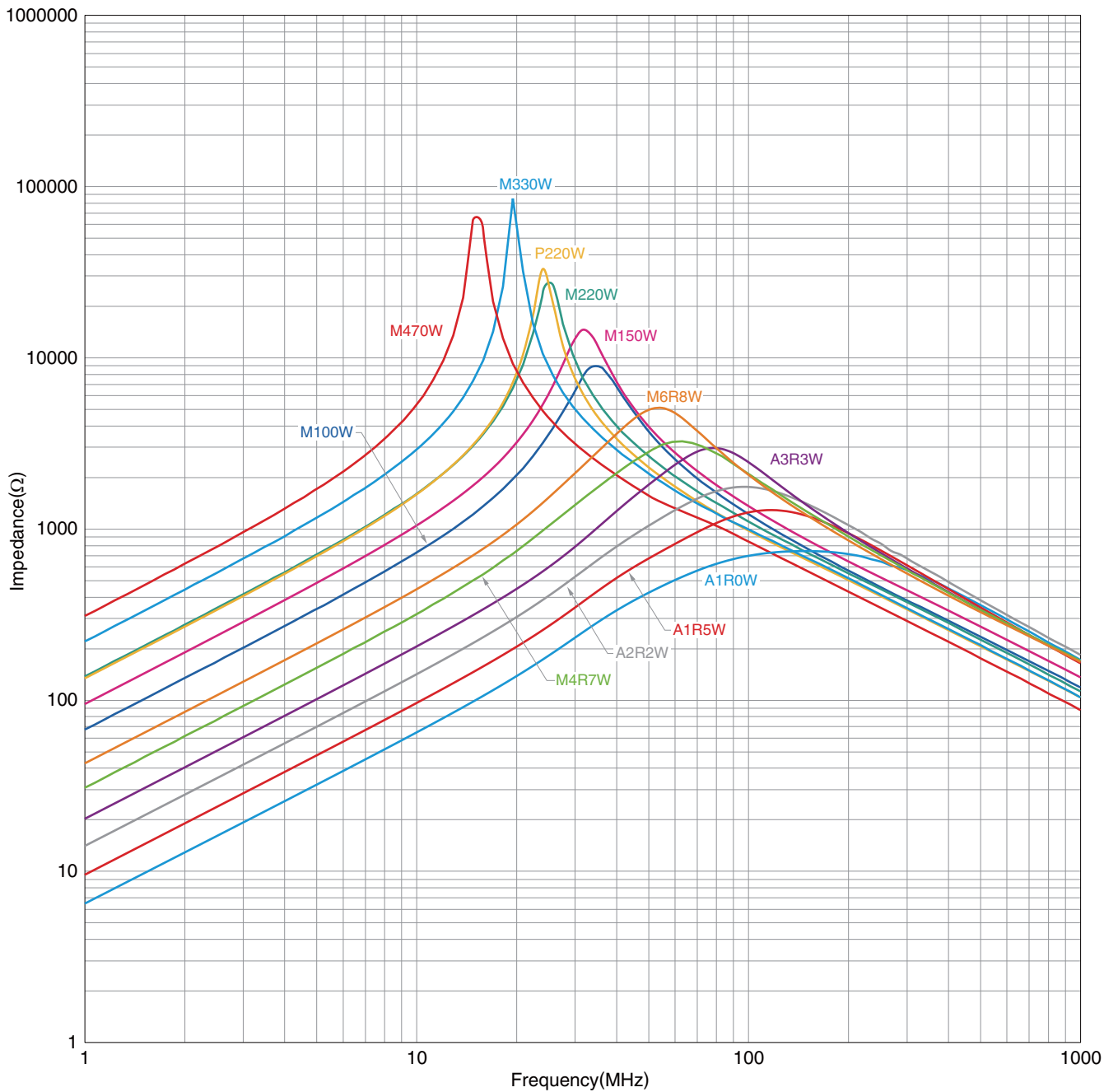
* Equivalent measurement equipment may be used.

• All specifications are subject to change without notice.

MLZ series MLZ2012 Type

ELECTRICAL CHARACTERISTICS

IMPEDANCE FREQUENCY CHARACTERISTICS GRAPH W CHARACTERISTIC PRODUCT



○ Measurement equipment

| Product No. | Manufacturer |
|---------------|----------------------|
| E4991A+16192A | Agilent Technologies |

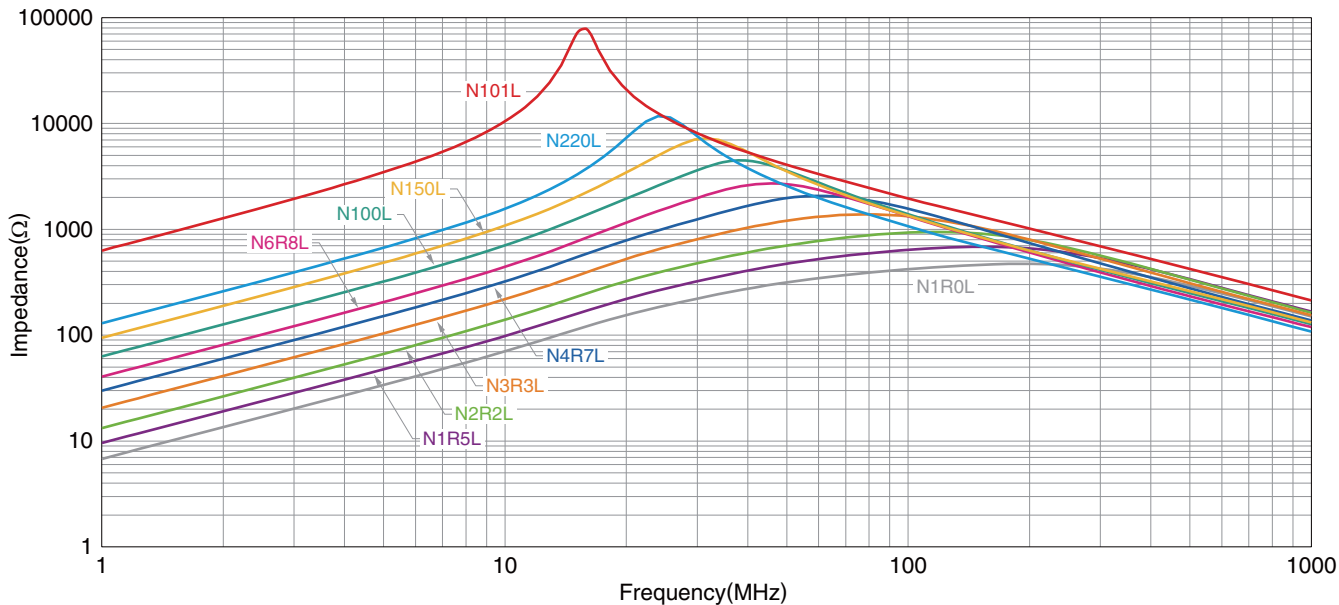
* Equivalent measurement equipment may be used.

• All specifications are subject to change without notice.

MLZ series MLZ2012 Type

ELECTRICAL CHARACTERISTICS

IMPEDANCE FREQUENCY CHARACTERISTICS GRAPH L CHARACTERISTIC PRODUCT



○ Measurement equipment

| Product No. | Manufacturer |
|---------------|----------------------|
| E4991A+16192A | Agilent Technologies |

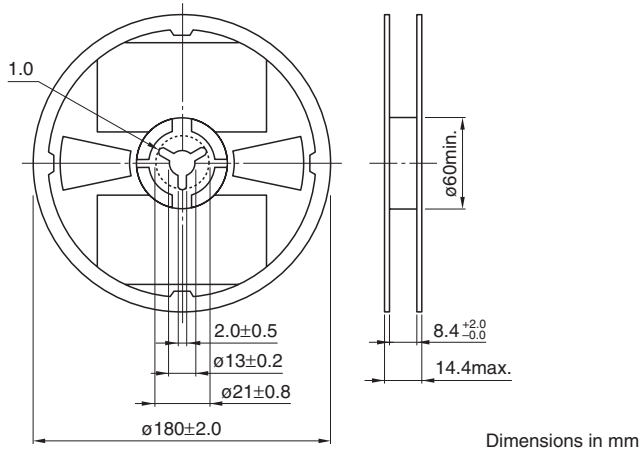
* Equivalent measurement equipment may be used.

• All specifications are subject to change without notice.

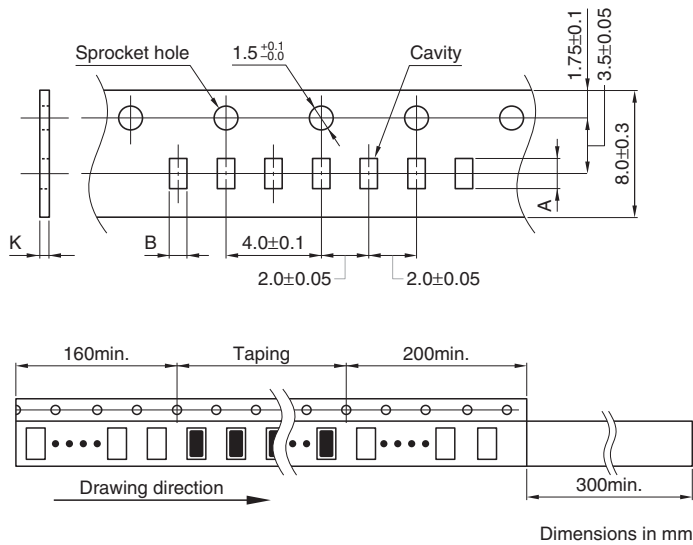
MLZ series

Packaging Style

REEL DIMENSIONS



TAPE DIMENSIONS



| Type | A | B | K |
|---------|----------------|----------------|---------------|
| MLZ1005 | 1.15 ± 0.1 | 0.65 ± 0.1 | 0.8 max. |
| MLZ1608 | 1.9 ± 0.2 | 1.1 ± 0.2 | 1.1 max. |
| MLZ2012 | $t=0.85$ | 2.3 ± 0.2 | 1.5 ± 0.2 |
| | $t=1.25$ | 2.3 ± 0.2 | 1.5 ± 0.2 |

• All specifications are subject to change without notice.

Mouser Electronics

Authorized Distributor

Click to View Pricing, Inventory, Delivery & Lifecycle Information:

TDK:

[MLZ1608A1R0M](#)