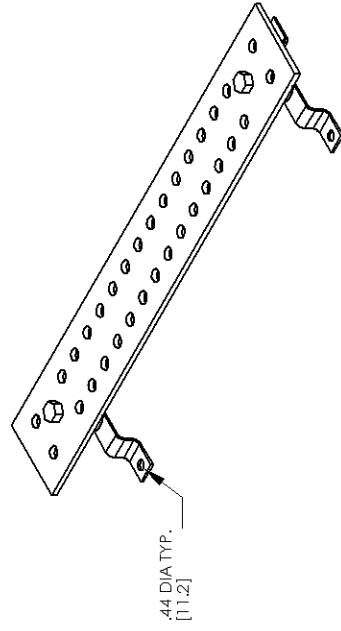
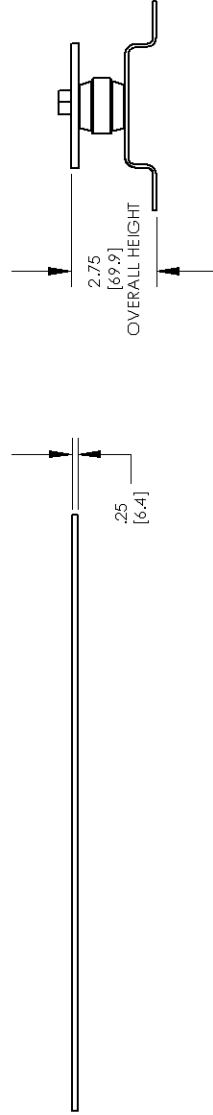
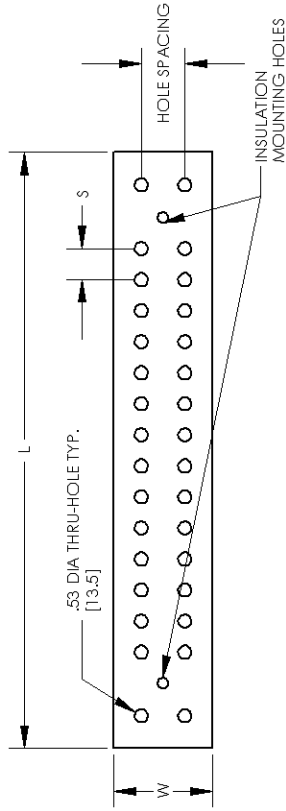


1. KIT COMES FULLY ASSEMBLED
2. KIT INCLUDES BUSBAR, MOUNTING BRACKETS, INSULATORS, AND MOUNTING HARDWARE.
3. DIMENSIONS IN PARENTHESIS ARE MILLIMETERS.



PANDUIT CORP. TINLEY PARK, ILLINOIS
NEMA SPACING GROUNDING BUSBARS
CUSTOMER DRAWING

UNLESS OTHERWISE SPECIFIED, DIMENSIONAL TOLERANCES ARE: (X) ± .010 (XX) ± .005 (XXX) ± .002 ANGLES ± .010		UNLESS OTHERWISE SPECIFIED, ALL DIMENSIONS ARE GIVEN IN INCHES, THIRD ANGLE PROJECTION	
DRAWN BY	JHNU	SCALE	NONE
DATE	1/08	DRAWING NO./CAD FILE	DWG B C41740_03 SIZE
CHK'D			

PANUIT PART NUMBER	DIMENSIONS - IN [mm]			HOLE PATTERN INFORMATION			MOUNTING BRACKET HARDWARE	MOUNTING KIT QUANTITY
	L	W	S	HOLE SIZE	HOLE SPACING	# OF HOLE SETS		
GB4N0007TPI-1	12.00 [304.8]	4.00 [101.6]	1.25	1/2"	1.75	7 SETS	BUTTON HEAD SCREW	2
GB4N0016TPI-1	24.00 [609.6]	4.00 [101.6]	1.25	1/2"	1.75	16 SETS	BUTTON HEAD SCREW	2
GB4N0024TPI-1	36.00 [914.4]	4.00 [101.6]	1.25/1.38	1/2" 1/2"	1.75	14 SETS 10 SETS	BUTTON HEAD SCREW	2
GB4N0026TPI-1	48.00 [1219.2]	4.00 [101.6]	1.56	1/2"	1.75	26 SETS	HEX BOLT	3
GB4N0034TPI-1	60.00 [1524.0]	4.00 [101.6]	1.56	1/2"	1.75	34 SETS	HEX BOLT	3

03	11/08	JHNU	JHNU				REVISED DRAWING LAYOUT, REMOVED BRACKET VIEWS
02	11/08	JHNU	DWDA				ADDED MOUNTING HARDWARE COLUMN TO TABLE
01	7/08	JHNU	DWDA				ADDED HOLE PATTERN COLUMN TO TABLE
00	5/08	JHNU	DWDA				DRAWING RELEASED
REV	DATE	BY	CHK				DESCRIPTION

Mouser Electronics

Authorized Distributor

Click to View Pricing, Inventory, Delivery & Lifecycle Information:

Panduit:

[GB4N0007TPI-1](#)