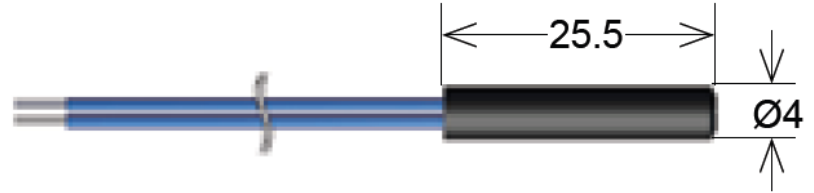
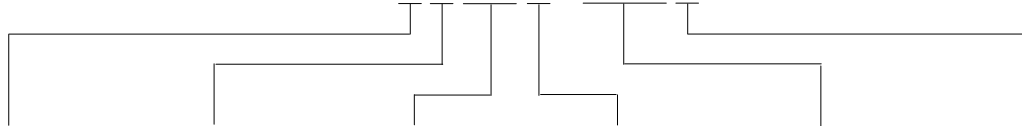


MK14 Series Reed Sensors



- Features: Cylindrical Reed Sensor, Choice of Cable Termination & Lengths available, Various Case Sizes
- Applications: Door & Window Contacts, With Magnetic Floats for Water Level Detection, Position Sensing
- Markets: Appliance, Industrial, Security & Others

Part Description: **MK 14 - 0X00X - 000X**



Contact QTY	Contact Form	Switch Model	Magnetic Sensitivity	Cable Length (mm)	Termination
1	A, B, C	66, 90	B, C, D, E	100, 200, 300, 500, 1,000, 1,500	w

Customer Options	Switch Model		Unit
	66	90	
Contact Data			
Rated Power (max.) Any DC combination of V&A not to exceed their individual max.'s	10	10	W
Switching Voltage (max.) DC or peak AC	200	175	V
Switching Current (max.) DC or peak AC	0.5	0.5	A
Carry Current (max.) DC or peak AC	1.0	1	A
Contact Resistance (max.) @ 0.5V & 50mA	150	150	mOhm
Breakdown Voltage (min.) According to EN60255-5	0.25	0.2	kVDC
Operating Time (max.) Incl. Bounce; Measured with w/ Nominal Voltage	0.7	0.7	ms
Release Time (max.) Measured with no Coil Excitation	0.05	1.5	ms
Insulation Resistance (typ.) Rh<45%, 100V Test Voltage	10 ¹⁰	10 ⁹	Ohm
Capacitance (typ.) @ 10kHz across open Switch	0.3	1.0	pF

Series Datasheet – MK14 Reed Sensors

www.standexmeder.com

Housing and Cable Specifications	
Housing Material	PBT Glass Fiber Reinforced
Case Color	Black
Sealing Compound	Polyurethan
Cable Typ	Flat Cable/ Round Cable
Cable Material	PVC
Cross Section (mm ²)	2 x 0.14 / 3 x 0.14

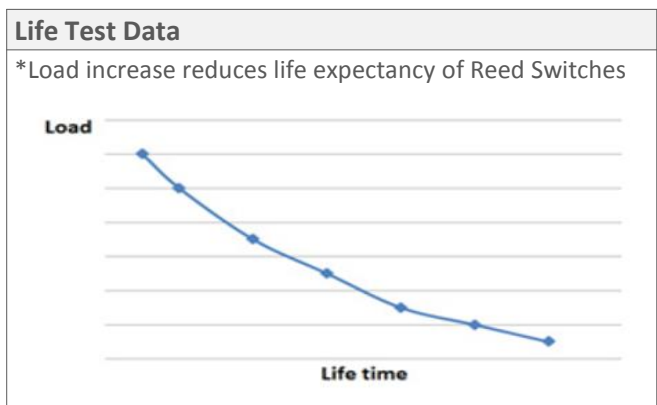
Environmental Data		Unit
Shock Resistance (max.) 1/2 sine wave duration 11ms	50	g
Vibration Resistance (max.)	20	g
Operating Temperature Cable not moved	-30 to 70	°C
Operating Temperature Cable moved	-5 to 70	°C
Storage Temperature	-30 to 70	°C

Glossary Contact Form		
Form A	NO = Normally Open Contacts SPST = Single Pole Single Throw	
Form B	NC = Normally Closed Contacts SPST = Single Pole Single Throw	
Form C	Changeover SPDT = Single Pole Double Throw	

Glossary Magnetic Sensitivity							
Sens.	A	B	C	D	E	F	G
AT	05-10	10-15	15-20	20-25	25-30	30-35	35-40



- ### Handling & Assembly Instructions
- Max torque on housing is 1Nm
 - Cable bending-radius is diameter x 15
 - Min. bending distance to housing is 5mm
 - Drag mark out of the mounting area forbidden
 - Decrease switching distance by mounting on iron
 - Do not use magnetically inductive screws
 - Series resistor recommended for > 5m cable length



Mouser Electronics

Authorized Distributor

Click to View Pricing, Inventory, Delivery & Lifecycle Information:

Standex Electronics:

[MK14-1A66C-500W](#) [MK14-1A66D-500W](#) [MK14-1B90D-500W](#) [MK14-1A66E-500W](#) [MK14-1B90C-500W](#) [MK14-1B90E-500W](#) [MK14-1C90C-500W](#)