



■ Features :

- Constant voltage mode power supply
- Universal AC input / Full range
- Withstand 300VAC Surge input for 5 seconds
- Protections: Short circuit / Over load / Over voltage
- Fully isolated plastic case
- Cooling by free air convection
- Small and compact size
- IP30 design
- Class 2 power unit
- Pass LPS
- 100% full load burn-in test
- Low cost, high reliability
- Suitable for LED lighting and moving sign applications
- 2 years warranty

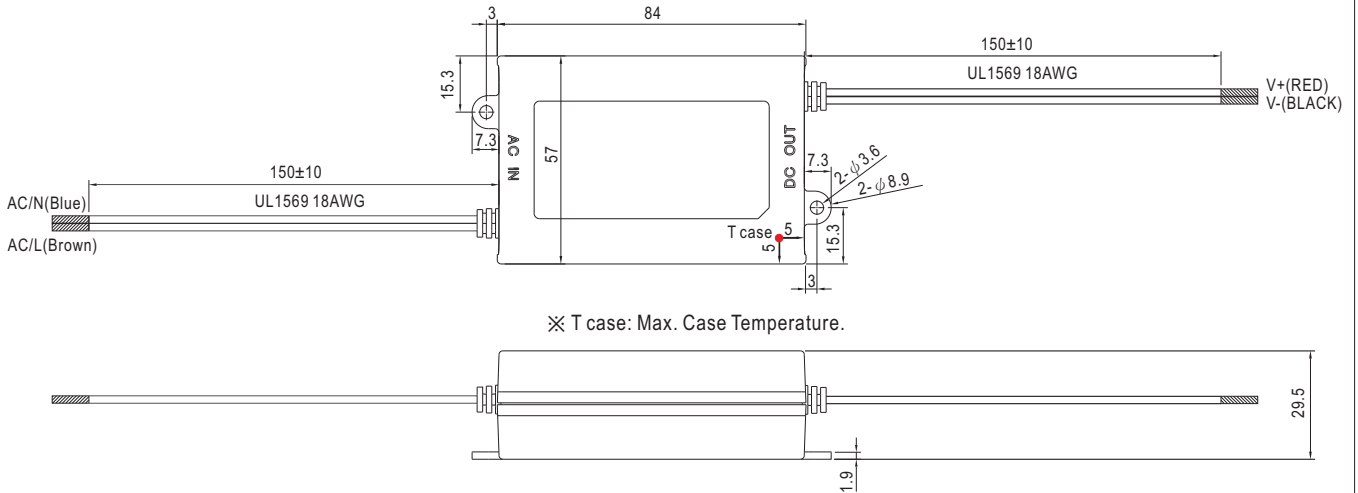


SPECIFICATION

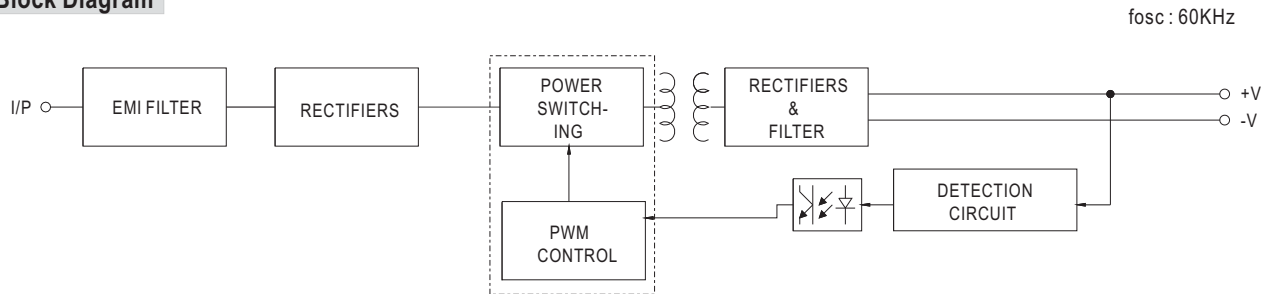
MODEL		APV-25-5	APV-25-12	APV-25-15	APV-25-24	APV-25-36
OUTPUT	DC VOLTAGE	5V	12V	15V	24V	36V
	RATED CURRENT	3.5A	2.1A	1.68A	1.05A	0.7A
	CURRENT RANGE	0 ~ 3.5A	0 ~ 2.1A	0 ~ 1.68A	0 ~ 1.05A	0 ~ 0.7A
	RATED POWER	17.5W	25.2W	25.2W	25.2W	25.2W
	RIPPLE & NOISE (max.) Note.2	120mVp-p	150mVp-p	150mVp-p	150mVp-p	150mVp-p
	VOLTAGE TOLERANCE Note.3	±5.0%				
	LINE REGULATION	±1.0%				
	LOAD REGULATION	±2.0%				
INPUT	SETUP, RISE TIME Note.6	1500ms, 30ms / 230VAC		1500ms, 30ms / 115VAC at full load		
	HOLD UP TIME (Typ.)	20ms/230VAC	12ms/115VAC at full load			
	VOLTAGE RANGE Note.4	90 ~ 264VAC	127 ~ 370VDC			
	FREQUENCY RANGE	47 ~ 63Hz				
	EFFICIENCY (Typ.)	75.5%	82%	83%	83%	84%
	AC CURRENT	0.4A/230VAC		0.8A/115VAC		
PROTECTION	INRUSH CURRENT(Typ.)	COLD START 45A(twidth=310µs measured at 50% Ipeak) at 230VAC				
	MAX. No. of PSUs on 16A CIRCUIT BREAKER	9 units (circuit breaker of type B) / 15 units (circuit breaker of type C) at 230VAC				
	LEAKAGE CURRENT	0.25mA / 240VAC				
	OVER LOAD	Above 105% rated output power Protection type : Hiccup mode, recovers automatically after fault condition is removed				
	OVER VOLTAGE	5.75 ~ 6.95V	13.8 ~ 16.2V	17.25 ~ 21V	27 ~ 32.4V	41.4 ~ 48.6V
ENVIRONMENT	Protection type : Shut down o/p voltage, re-power on to recover					
	WORKING TEMP.	-30 ~ 70°C (Refer to "Derating Curve")				
	WORKING HUMIDITY	20 ~ 90% RH non-condensing				
	STORAGE TEMP., HUMIDITY	-40 ~ +80°C, 10 ~ 95% RH				
	TEMP. COEFFICIENT	±0.03%/°C (0 ~ 50°C)				
SAFETY & EMC	VIBRATION	10 ~ 500Hz, 2G 10min./1cycle, period for 60min. each along X, Y, Z axes				
	SAFETY STANDARDS	UL8750 , CSA-C22.2 No. 250.0-13 approved; design refer to EN60950-1				
	WITHSTAND VOLTAGE	I/P-O/P:3KVAC				
	ISOLATION RESISTANCE	I/P-O/P:>100M Ohms / 500VDC / 25°C / 70% RH				
	EMC EMISSION	Compliance to EN55022, EN61000-3-2 Class A, EN61000-3-3				
OTHERS	EMC IMMUNITY	Compliance to EN55024, EN61000-4-2, 3, 4, 5, 6, 8, 11; light industry level (surge 2KV), criteria A				
	MTBF	692.8K hrs min. MIL-HDBK-217F (25°C)				
	DIMENSION	84*57*29.5mm (L*W*H)				
NOTE	PACKING	0.13Kg; 72pcs / 10.4Kg / 0.92CUFT				
	<p>1. All parameters NOT specially mentioned are measured at 230VAC input, rated load and 25°C of ambient temperature.</p> <p>2. Ripple & noise are measured at 20MHz of bandwidth by using a 12" twisted pair-wire terminated with a 0.1uf & 47uf parallel capacitor.</p> <p>3. Tolerance : includes set up tolerance, line regulation and load regulation.</p> <p>4. Derating may be needed under low input voltage. Please check the static characteristics for more details.</p> <p>5. The power supply is considered as a component that will be operated in combination with final equipment. Since EMC performance will be affected by the complete installation, the final equipment manufacturers must re-qualify EMC Directive on the complete installation again.</p> <p>6. Length of set up time is measured at first cold start. Turning ON/OFF the power supply may lead to increase of the set up time.</p> <p>7. The unit might not be suitable for lighting applications in EU countries. Please check with your local authorities for the possible use of the unit.</p>					

Mechanical Specification

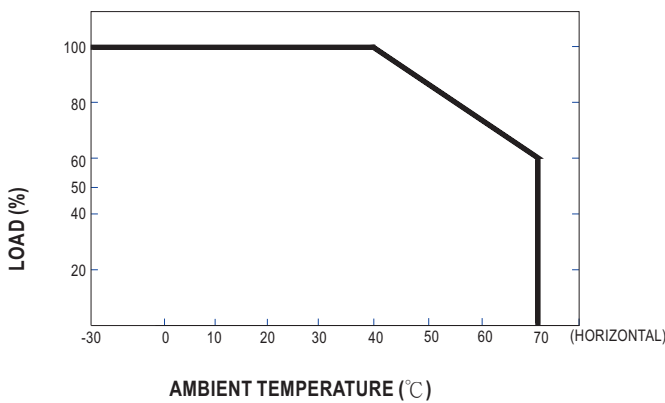
Case No.PCD16A Unit:mm



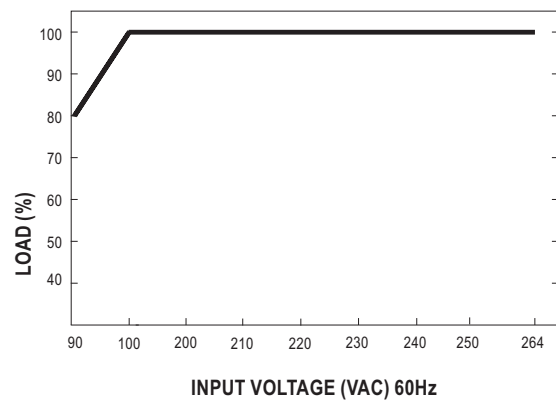
Block Diagram



Derating Curve



Static Characteristics



Mouser Electronics

Authorized Distributor

Click to View Pricing, Inventory, Delivery & Lifecycle Information:

[Mean Well:](#)

[APV-25-12](#) [APV-25-15](#) [APV-25-24](#) [APV-25-36](#) [APV-25-5](#)