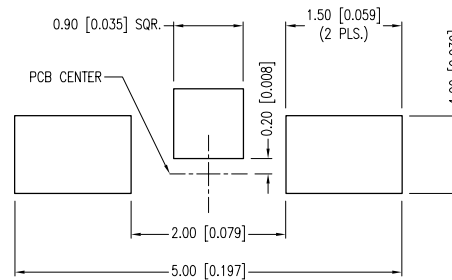


RECOMMENDED SOLDER PAD LAYOUT



PART NUMBER	SML-LXR85GC-TR	REV.	L
DATE	E.C.N. NUMBER AND REVISION COMMENTS		REV.
08.23.96	E.C.N. #10230.		A
10.24.96	E.C.N. #10263		B
05.02.97	E.C.N. #10338.		C
07.22.97	E.C.N. #10366.		D
09.19.97	E.C.N. #10380.		E
10.15.97	E.C.N. #10BRDR. & REDRAWN.		F
03.05.98	E.C.N. #10419.		G
10.23.98	E.C.N. #10471.		H
07.18.00	E.C.N. #10644.		I
07.30.01	E.C.N. #10BRDR. & #10771.		J
08.12.05	E.C.N. #11248.		K
03.18.11	E.C.N. #10BRDR. & REDRAWN/ #11704.		L

ELECTRO-OPTICAL CHARACTERISTICS TA =25°C If=20mA

PARAMETER	MIN	TYP.	MAX	UNITS	TEST COND
PEAK WAVELENGTH		565		nm	
FORWARD VOLTAGE		2.2	2.6	Vf	
REVERSE VOLTAGE	5.0			Vr	Ir=100μA
AXIAL INTENSITY		12		mcd	If=20mA
VIEWING ANGLE		130		2x theta	
EMITTED COLOR:	GREEN				
EPOXY LENS FINISH:	WATER CLEAR				

[1] LIMITS OF SAFE OPERATION AT 25°C

PARAMETER	MAX	UNITS
PEAK FORWARD CURRENT*	100	mA
STEADY CURRENT	25	mA
POWER DISSIPATION	65	mW
DERATE FROM 25°C	-1.2	mW/°C
OPERATING TEMP.	-25 TO +85	°C
STORAGE TEMP.	-30 TO +85	°C

* t<10μS

[L] CAUTION: MOISTURE SENSITIVE DEVICE
PER JEDEC LEVEL 2 STANDARDS

*UNLESS OTHERWISE SPECIFIED TOLERANCES PER DECIMAL PRECISION ARE: X=±1 (±0.039), X.X=±0.5 (±0.020), X.XX=±0.25 (±0.010), X.XXX=±0.127 (±0.005). LEAD SIZE=±0.05 (±0.002), LEAD LENGTH=±0.75 (±0.030). MIN= ^{+DECIMAL PRECISION}_{-0.00} MAX= ^{+0.00}_{-DECIMAL PRECISION}

UNCONTROLLED DOCUMENT



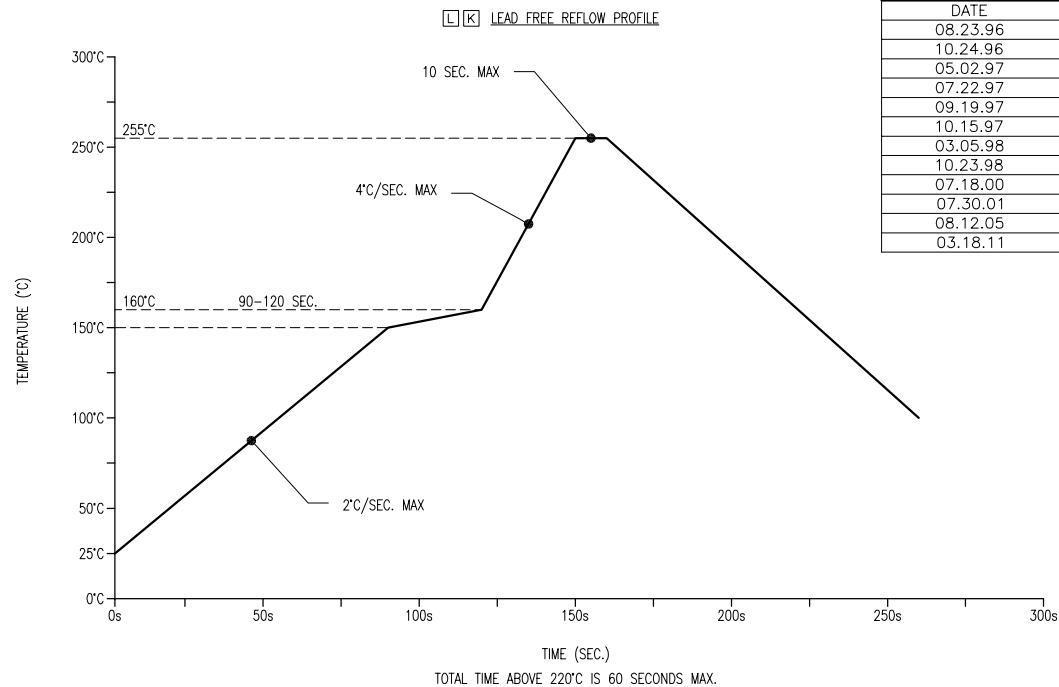
290 E. HELEN ROAD
PALATINE, IL 60067-6976
PHONE: +1.847.359.2790
FAX: +1.847.359.6538
WEB: WWW.LUMEX.COM

0.5mm x 3.2mm PCB, RIGHT ANGLE SURFACE MOUNT LED, 565nm GREEN, WATER CLEAR LENS, 3K PER REEL.

THE SPECIFICATIONS MAY CHANGE AT ANY TIME WITHOUT NOTICE DUE TO NEW MATERIALS OR PRODUCT IMPROVEMENT.

CONFIDENTIAL INFORMATION
THE INFORMATION CONTAINED IN THIS DOCUMENT IS THE PROPERTY OF LUMEX INC. EXCEPT AS SPECIFICALLY AUTHORIZED IN WRITING BY LUMEX INC., THE HOLDER OF THIS DOCUMENT SHALL KEEP ALL INFORMATION CONTAINED HEREIN CONFIDENTIAL AND SHALL PROTECT SAME IN WHOLE OR IN PART FROM DISCLOSURE AND DISSEMINATION TO ALL THIRD PARTIES.

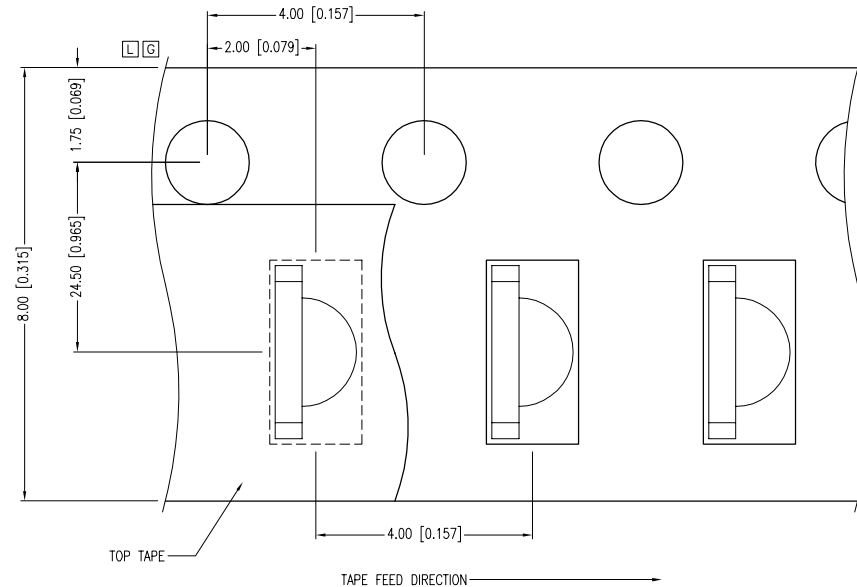
DATE:	03.18.11	DRAWN BY:	AB
PAGE:	1 OF 2	CHKD BY:	JD
SCALE:	NTS	APRVD BY:	JD
UNIT:	mm [INCH]		Ⓟ



PART NUMBER	SML-LXR85GC-TR	REV.	L
DATE	E.C.N. NUMBER AND REVISION COMMENTS		REV.
08.23.96	E.C.N. #10230.		A
10.24.96	E.C.N. #10263		B
05.02.97	E.C.N. #10338.		C
07.22.97	E.C.N. #10366.		D
09.19.97	E.C.N. #10380.		E
10.15.97	E.C.N. #10BRDR. & REDRAWN.		F
03.05.98	E.C.N. #10419.		G
10.23.98	E.C.N. #10471.		H
07.18.00	E.C.N. #10644.		I
07.30.01	E.C.N. #10BRDR. & #10771.		J
08.12.05	E.C.N. #11248.		K
03.18.11	E.C.N. #10BRDR. & REDRAWN/ #11704.		L

NOTES:

- 3,000 PIECES PER REEL.
- THE CATHODE IS ORIENTED TOWARDS THE TAPE SPROCKET HOLE.



*UNLESS OTHERWISE SPECIFIED TOLERANCES PER DECIMAL PRECISION ARE: X=±1 (±0.039), X.X=±0.5 (±0.020), X.XX=±0.25 (±0.010), X.XXX=±0.127 (±0.005). LEAD SIZE=±0.05 (±0.002), LEAD LENGTH=±0.75 (±0.030). MIN= ^{+DECIMAL PRECISION} _{-0.00} MAX= ^{+0.00} _{-DECIMAL PRECISION}

UNCONTROLLED DOCUMENT



290 E. HELEN ROAD
PALATINE, IL 60067-6976
PHONE: +1.847.359.2790
FAX: +1.847.359.6538
WEB: WWW.LUMEX.COM

0.5mm x 3.2mm PCB, RIGHT ANGLE SURFACE MOUNT LED, 565nm GREEN, WATER CLEAR LENS, 3K PER REEL.

THE SPECIFICATIONS MAY CHANGE AT ANY TIME WITHOUT NOTICE DUE TO NEW MATERIALS OR PRODUCT IMPROVEMENT.

CONFIDENTIAL INFORMATION
THE INFORMATION CONTAINED IN THIS DOCUMENT IS THE PROPERTY OF LUMEX INC. EXCEPT AS SPECIFICALLY AUTHORIZED IN WRITING BY LUMEX INC., THE HOLDER OF THIS DOCUMENT SHALL KEEP ALL INFORMATION CONTAINED HEREIN CONFIDENTIAL AND SHALL PROTECT SAME IN WHOLE OR IN PART FROM DISCLOSURE AND DISSEMINATION TO ALL THIRD PARTIES.

DATE:	03.18.11	DRAWN BY:	AB
PAGE:	2 OF 2	CHKD BY:	JD
SCALE:	NTS	APRVD BY:	JD
UNIT:	mm [INCH]		Ⓟ

Mouser Electronics

Authorized Distributor

Click to View Pricing, Inventory, Delivery & Lifecycle Information:

Lumex:

[SML-LXR85GC-TR](#)