

LLSRK_ID Series Indicator® POWR-PRO® Class RK1 Fuses

600 VAC • Dual-Element, Time-Delay • 1/10 – 600 Amperes



The all new LLSRK_ID series fuse is the most advanced Class RK1 fuse available today providing unparalleled performance and protection to modern circuits. The patented Indicator technology provides instant identification of a blown fuse greatly enhancing system up-time, while the precision formed short-circuit elements virtually eliminate damage to components from unexpected electrical faults. In addition, the all new solid-state overload section has no moving parts, stopping unnecessary fatigue failures commonly found in other spring loaded fuses.

Applications

- All general purpose circuits
- Motors
- Transformers
- Solenoids
- Fluorescent lighting
- All system components with high in-rush currents

Features/Benefits

- Reduce downtime — The indicating window of the LLSRK_ID immediately identifies the open fuse. If the indicating strip is black, the fuse has opened. It's that simple. Maintenance personnel can immediately determine that there is an open fuse.
- Reduce fuse inventory — The superior performance of the LLSRK_ID allows it to be used in a variety of applications, thus decreasing fuse inventory.
- Reduce nuisance opening — Indicator fuses offer superior time-delay and cycling characteristics, which can lengthen fuse life.
- Reduce equipment damage — Indicator fuses provide superior overload and short-circuit protection that can reduce equipment damage. The LLSRK_ID is extremely current-limiting and provides IEC Type 2 “No Damage” protection to IEC and NEMA type motor starters.
- Reduce accidents — The LLSRK_ID Indicator fuse improves safety by minimizing exposure to live circuits. Unlike other forms of blown fuse indication, once the indicating strip darkens, it stays dark. Other forms of indication require the power to remain on, which causes a potential safety hazard to personnel.

Ordering Information

For online ordering use part number LSRK.

Specifications

Voltage Rating: 600 VAC/300 VDC
Interrupting Ratings: AC: 200,000 amperes rms symmetrical
 300,000 amperes rms symmetrical (Littelfuse self-certified)
 DC: 20,000 amperes
Ampere Range: 1/10 – 600 amperes
Approvals: AC: Standard 248-12, Class RK1
 UL Listed (File No: E81895)
 CSA Certified (File No: LR29862)
 DC: Littelfuse self-certified

Ampere Ratings

1/10	1	2 2/10	6 1/4	25	80	250
1 5/100	1 1/8	3	7	30	90	300
2/10	1 1/4	3 3/10	8	35	100	350
1/4	1 1/10	3 1/2	9	40	110	400
3/10	1 6/10	4	10	45	125	450
4/10	1 8/10	4 1/2	12	50	150	500
1/2	2	5	15	60	175	600
6/10	2 1/4	5 6/10	17 1/2	70	200	
8/10	2 1/2	6	20	75	225	

Example part number (series & amperage): LLSRK30ID.
 NOTE: All fuses rated 1 amp and above are Indicator fuses.

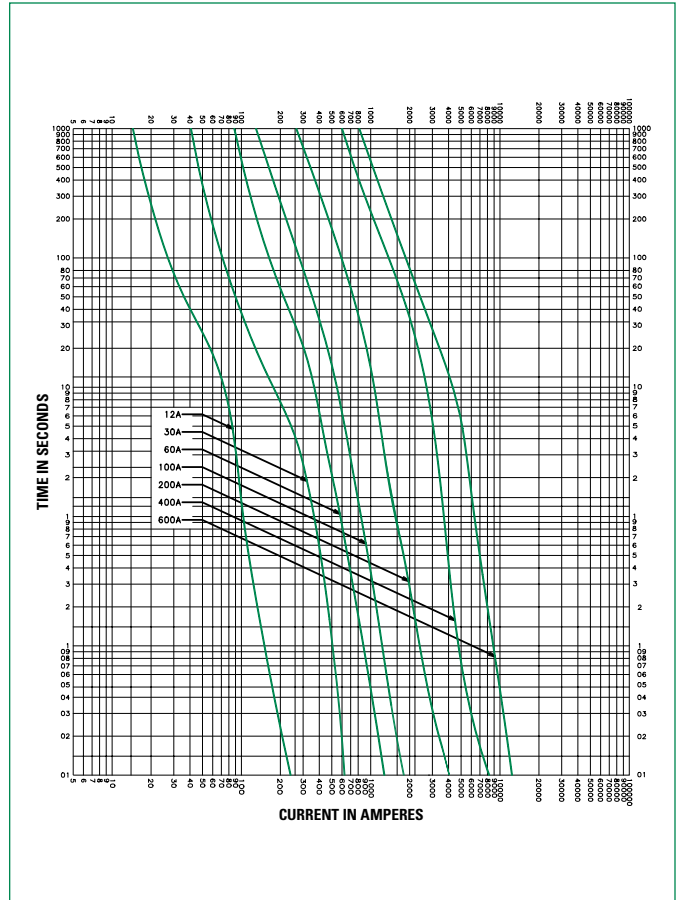
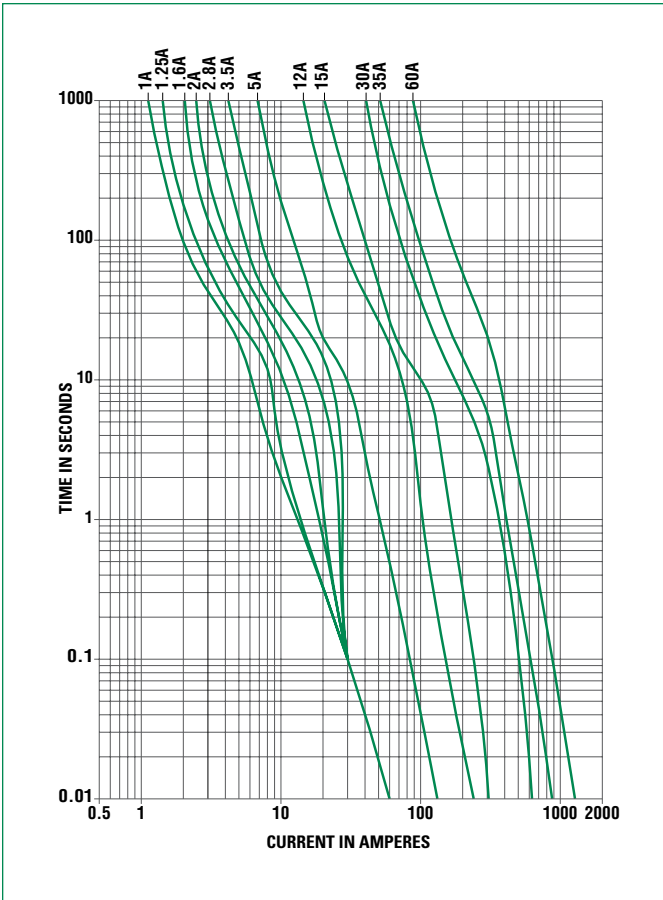
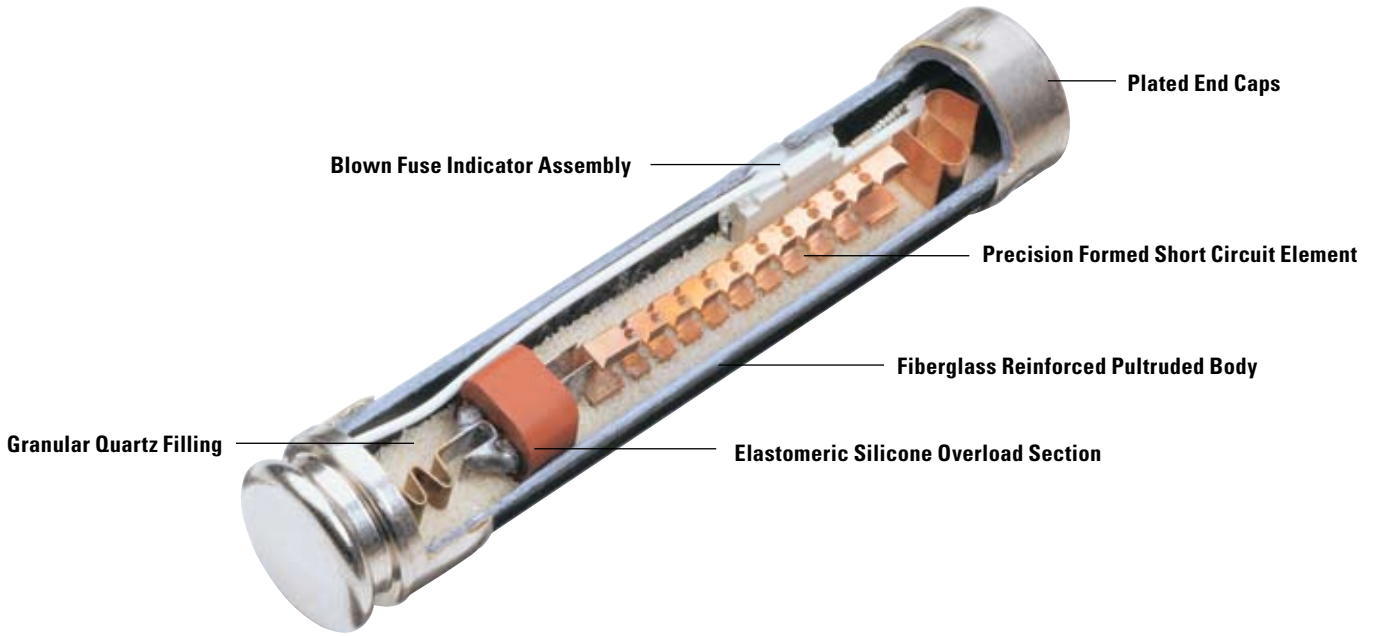
Recommended Fuse Blocks

LR600 Series
 Refer to the Blocks & Holders section of this catalog for additional information.

LLSRK_ID Series Indicator[®] POWR-PRO[®] Class RK1 Fuses

600 VAC • Dual-Element, Time-Delay • 1/10 – 600 Amperes

POWR-PRO[®] Fuses



Contact Littelfuse for additional fuse curves.

LLSRK_ID Series Indicator® POWR-PRO® Class RK1 Fuses

600 VAC • Dual-Element, Time-Delay • 1/10 – 600 Amperes

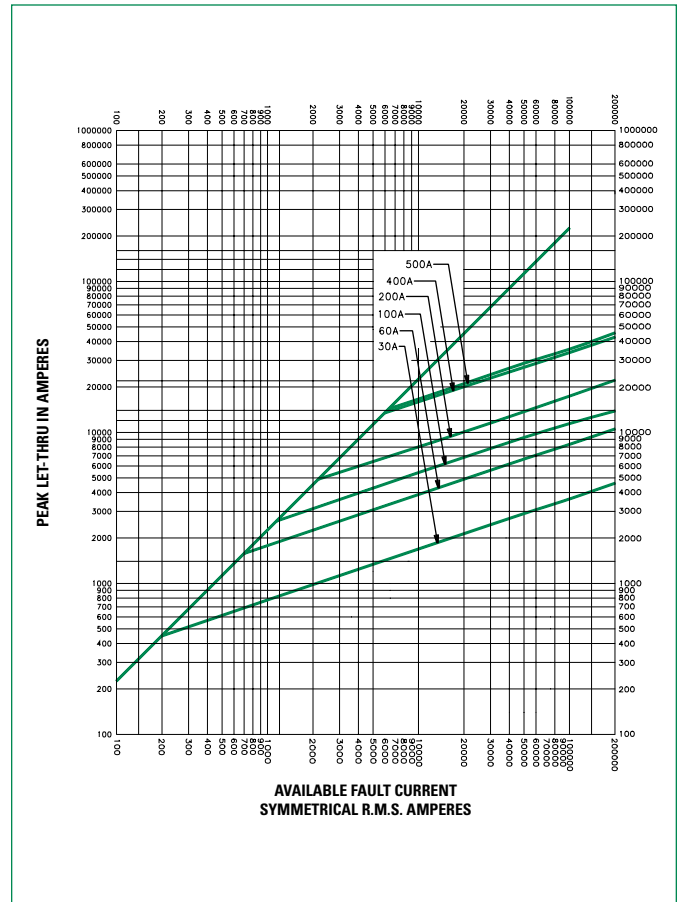
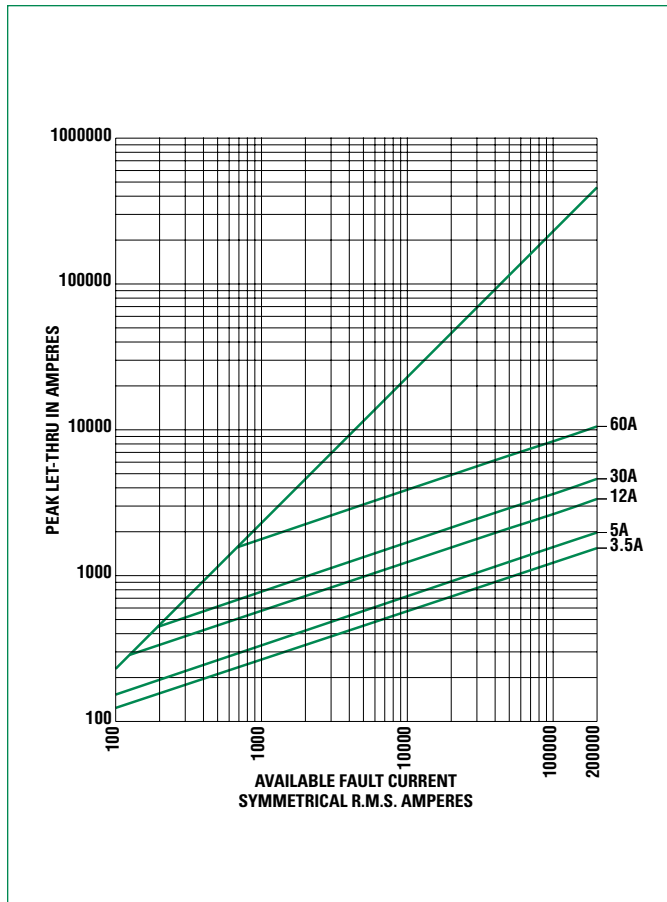
Current-Limiting Effects of LLSRK_ID (600V) Fuses

Short Circuit Current*	Apparent RMS Symmetrical Current for Various Fuse Ratings					
	30A	60A	100A	200A	400A	600A
5,000	1,060	1,600	2,100	2,600	4,100	--
10,000	1,350	2,000	2,800	3,400	5,250	8,000
15,000	1,600	2,300	3,200	3,900	6,000	9,000
20,000	1,700	2,600	3,600	4,500	6,700	10,000
25,000	1,900	2,800	3,800	4,800	7,500	11,000
30,000	2,000	3,000	4,100	5,200	8,000	12,000
35,000	2,100	3,100	4,400	5,700	8,500	12,500
40,000	2,200	3,300	4,600	6,000	9,000	13,000
50,000	2,400	3,500	4,900	6,500	9,500	14,000
60,000	2,500	3,800	5,200	7,000	10,000	15,000
80,000	2,700	4,000	5,700	7,750	11,000	17,000
100,000	2,900	4,200	6,200	8,500	12,000	18,000
150,000	3,200	4,600	7,300	10,000	14,000	21,000
200,000	3,300	4,700	8,000	11,000	16,000	23,000

* Prospective RMS Symmetrical Amperes Short-Circuit Current

Note: Data derived from Peak Let-Thru Curves

POWR-PRO® Fuses



Mouser Electronics

Authorized Distributor

Click to View Pricing, Inventory, Delivery & Lifecycle Information:

Littelfuse:

[LSRK225.XXID](#) [LSRK175.XXID](#) [LSRK125.XXID](#) [LSRK004.TXID](#) [LSRK.500TXID](#) [LSRK.100TXID](#) [LSRK.300TXID](#)
[LSRK.400TXID](#) [LSRK.200TXID](#) [LSRK.600TXID](#) [LSRK080.VXID](#) [LSRK090.VXID](#) [LSRK.250TXID](#) [LSRK.150TXID](#)
[LSRK008.TXID](#) [LSRK2.25TXID](#) [LSRK6.25TXID](#) [LSRK1.25TXID](#) [LSRK075.VXID](#) [LSRK045.TXID](#) [LSRK005.TXID](#)
[LSRK025.TXID](#) [LSRK035.TXID](#) [LSRK015.TXID](#) [LSRK01.4TXID](#) [LSRK040.TXID](#) [LSRK060.TXID](#) [LSRK020.TXID](#)
[LSRK030.TXID](#) [LSRK050.TXID](#) [LSRK010.TXID](#) [LSRK05.6TXID](#) [LSRK01.6TXID](#) [LSRK002.TXID](#) [LSRK012.TXID](#)
[LSRK17.5TXID](#) [LSRK07.5TXID](#) [LSRK03.5TXID](#) [LSRK04.5TXID](#) [LSRK02.5TXID](#) [LSRK007.TXID](#) [LSRK100.VXID](#)
[LSRK070.VXID](#) [LSRK003.TXID](#) [LSRK006.TXID](#) [LSRK001.TXID](#) [LSRK009.TXID](#) [LSRK1.12TXID](#) [LSRK.800TXID](#)
[LSRK03.2TXID](#) [LSRK200.XXID](#) [LSRK250.XXID](#) [LSRK600.XXID](#) [LSRK450.XXID](#) [LSRK400.XXID](#) [LSRK110.XXID](#)
[LSRK150.XXID](#) [LSRK500.XXID](#) [LSRK300.XXID](#) [LSRK350.XXID](#) [LSRK02.8TXID](#) [LSRK01.8TXID](#)