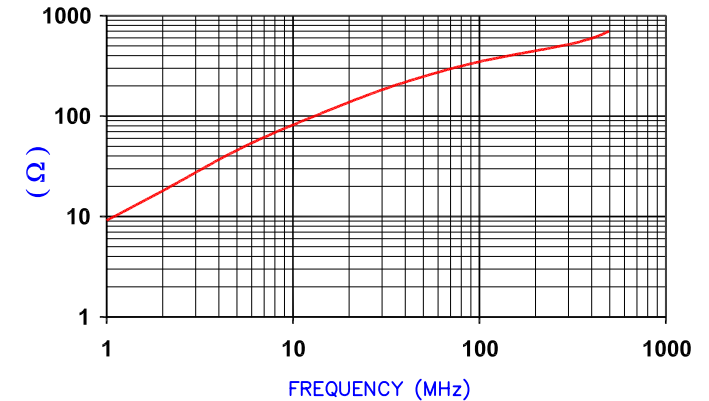


**CORE DIMENSIONS:**

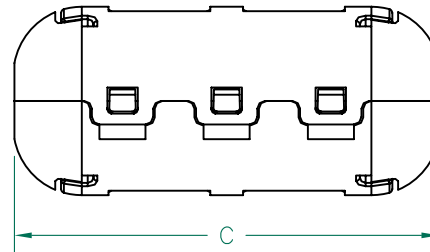
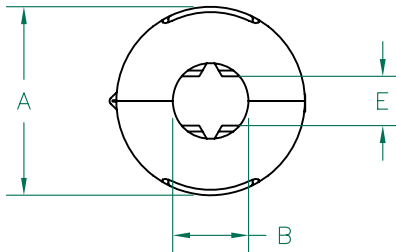
A	20.50 [.807]	+ .30 [.012]
B	9.85 [.388]	+ 0.15 [.006]
C	37.50 [1.476]	+ 0.55 [.022]
D	9.55 [.376]	+ 0.15 [.006]

IMPEDANCE ( Z )			
Frequency	25 MHz	100 MHz	300 MHz
Nominal (REF)	160 Ω	348 Ω	514 Ω
Minimum	- Ω	278 Ω	- Ω

Z vs. FREQUENCY  
(REF. ONLY)



AGILENT E4991A Impedance/Material Analyzer  
HP 16092A-Test Fixture. TEST REF. 5452



**UNCONTROLLED DOCUMENT**

NOTES:

- ASSEMBLED PART #: 28A0807-0A2
- CASE COLOR: BLACK-0A2.
- CASE FLAMMABILITY RATING: UL94 V-2.
- CASE MATERIAL: Halogen Free Nylon

**CASE DIMENSIONS:**

A	24.82 [.977]	+ Ref.
B	10.00 [.394]	+ Ref.
C	55.91 [2.201]	+ Ref.
D	-	+ -
E	6.50 [.256]	+ Ref.

DIMENSIONS ARE IN mm [INCHES].				This print is the property of Laird Tech. and is loaned in confidence subject to return upon request and with the understanding that no copies shall be made without the written consent of Laird Tech. All rights to design or invention are reserved.		Laird TECHNOLOGIES®		
E	UPDATED NOTE 3	09/15/10	JUN	PROJECT/PART NUMBER:		REV	PART TYPE:	DRAWN BY:
D	UPDATE COMPANY LOGO ADD NOTES 3 AND 4	01/26/09	JRK	28A0807-0A2		E	FERRITE SNAP-ON	TMB
C	UPDATE 100MHz MINIMUM VALUE	07/16/07	TMB	DATE:	11/01/06	SCALE:	1:1	MATERIAL:
B	UPDATE COMPANY LOGO	04/18/07	TMB	CAD #	28A0807-0A2-E	TOOL #	-	NiZn Ferrite
A	ORIGINAL DRAFT	11/01/06	TMB					
REV	DESCRIPTION	DATE	INT					

# Mouser Electronics

Authorized Distributor

Click to View Pricing, Inventory, Delivery & Lifecycle Information:

[Laird Technologies:](#)

[28A0807-0A2](#)