



Heyco® Straight-Thru Strain Relief Bushings

For Round Cables



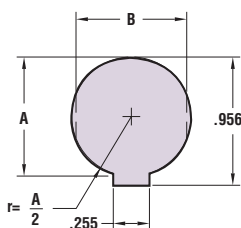
WILL FIT THESE CABLES				PANEL DIMENSIONS						PART NO.		DESCRIPTION	C Body Length			
UL Type Designation	AWG/ Conductors	Approximate Diameter		A Mounting Hole Dia.		B To Prevent Rotation		Maximum Panel Thickness ¹		Black	White		in.	mm.		
		in.	mm.	in.	mm.	in.	mm.	in.	mm.							
SJ, SJT & SJO	16/2	.325	8,3	.875	22,2	.770	19,6	.125	3,2	1240	1241	SR 7K-2	.750	19,1		
	18/3	.330	8,4													
	14/2	.350	8,9													
	16/3	.355	9,0													
	18/4	.360	9,1													
Same as SR 7K-2 above except				See Schematic						1271	1272	SR 7KR-2	.750	19,1		
SJT	18/4	.360	9,1	.750	19,0							SR 7N-2	.750	19,1		
	14/3	.370	9,4													
S & ST	18/2	.390	9,9	.750	19,0		.660	16,8	.062	1,6	1244	1245	SR 7N-2	.750	19,1	
	18/3	.405	10,3													
	16/2	.405	10,3													
	16/3	.430	10,9													
Same as SR 7N-2 above except										.125	3,2	1237	1238	SR 7P-2	.750	19,1
SJT	14/3	.370	9,4									SR 7W-2	.750	19,1		
	12/3	.425	10,8													
S & ST	18/2	.390	9,9	.875	22,2	.770	19,6	.125	3,2	1247	1248	SR 7L-2	.750	19,1		
	18/3	.405	10,3													
	16/2	.405	10,3													
	16/3	.430	10,9													
Same as SR 7W-2 above except										.200	5,1	1250	1251	SR 7L-2	.750	19,1
SJT	12/3	.425- .475	10,8- 12,1	.875	22,2	.840	21,3	.125	3,2	1497	1498	SR 31-2	.812	20,6		
	14/2	.530	13,5													
S & ST	14/3	.560	14,2	.875	22,2	.840	21,3	.062	1,6	1254	1255	SR 8N-2	.828	21,0		
	12/2	.600	15,3													
	Same as SR 8N-2 above except															
S	12/2	.600	15,2	1.093	27,7	1.000	25,4	.281	7,1	1287	1288	SR 9P-2	1.00	25,4		
	12/3	.635	16,1	1.125	28,6											
	10/2	.640	16,3	1.093	27,7											
S, ST & SO	10/3	.690	17,5	1.187	28,6											

- Protects the lifeline of your electric/ electronic products by absorbing the forces of pull, push, and twist that may be exerted on the flexible power cord.
- Securely anchors, insulates, and protects cables at panel entry points.
- Sizes SR7 to SR9 for mounting hole diameters from .750 in to 1.187 in.
- Standardized design! Fill unneeded SR mounting holes with Heyco Double D Holes.
- Sizes for narrow .062" (1,6mm) panel available:
SR 7N-2
SR 8N-2
See chart for details.
See pages 2-24, 2-25, and 2-26 for assembly tools and SR hole punches.

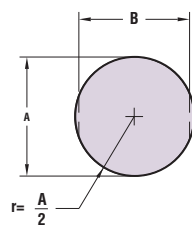
LabKit No. 1 (Part #1999)
Provides a working assortment for prototype and laboratory use. 180 assorted Heyco Strain Reliefs are identified in a handy compartmentalized plastic box. Ideal for design engineering groups. Details on page 2-27.

- See page 2-11 for Quick Specs.

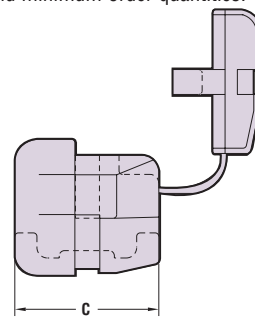
Standard Colors: Black or White. Consult factory for color matching, prices, and minimum order quantities.
¹Maximum Panel Thickness—Part has additional clearance.



FOR SR-7KR-2 ONLY



STANDARD MOUNTING HOLES



Mouser Electronics

Authorized Distributor

Click to View Pricing, Inventory, Delivery & Lifecycle Information:

[Heyco:](#)

[1218](#) [1201](#) [1241](#)