

NOTES:
1. MATERIALS AND FINISHES:
BODY - BRASS, BRIGHT ACID TIN (.000200 IN MIN THICK) OVER NICKEL PLATING
CONTACT - BERYLLIUM COPPER, GOLD PLATING
INSULATORS - PTFE AND DELRIN

2. ELECTRICAL:
A. IMPEDANCE: 75 OHMS.
B. FREQUENCY RANGE: DC - 1 GHz
C. DIELECTRIC WITHSTANDING VOLTAGE = 1000 VRMS
D. INSULATION RESISTANCE = 500 MEGA OHMS MIN.

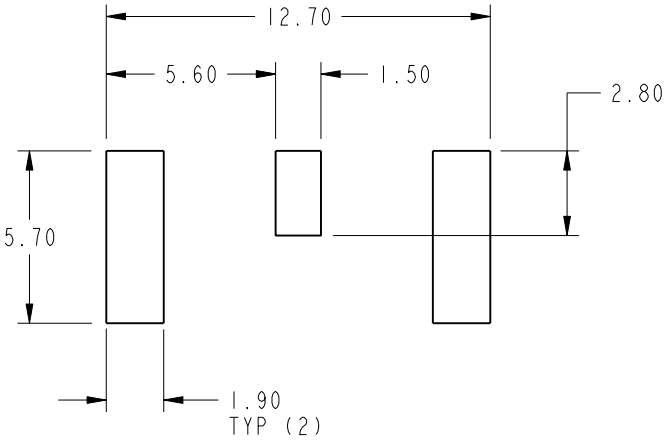
3. PHYSICAL:
A. TEMPERATURE RANGE = -40°C TO +85°C
B. CENTER CONTACT TO ACCEPT Ø0,56 TO Ø1,12 PIN.

4. PACKAGING:
A. CONNECTORS - 100 PIECES IN A TRAY
PLATED HEX NUTS - 100 PIECES IN A BAG
PLATED LOCKWASHERS - 100 PIECES IN A BAG
B. MARKING ON THE TRAY :
"AMPHENOL, 531-40212, AND DATE CODE"

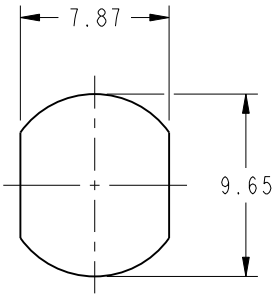
THIRD ANGLE PROJ.

REVISIONS

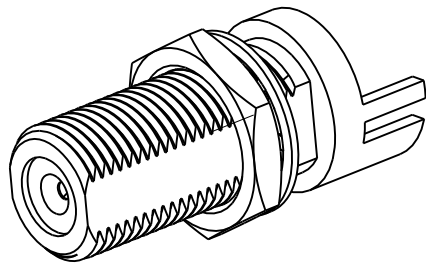
REV	DESCRIPTION	DATE	ECO	APPR
A	RELEASED TO MFG	5/22/09	47593	AAP



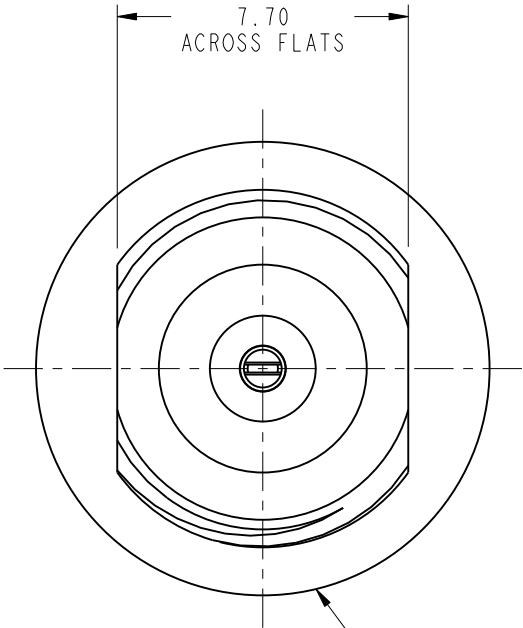
RECOMMENDED
PAD LAYOUT



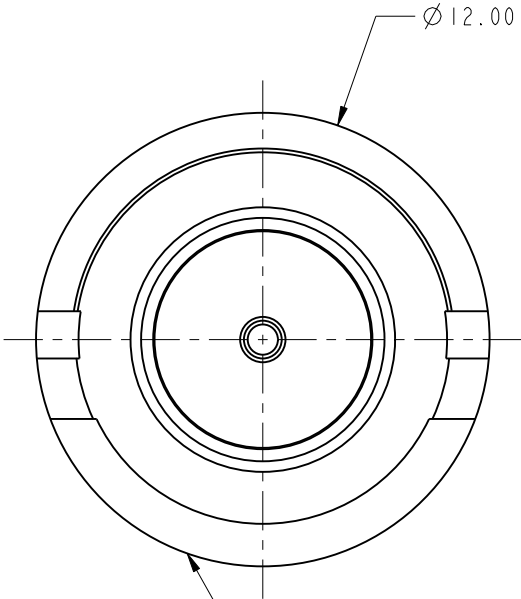
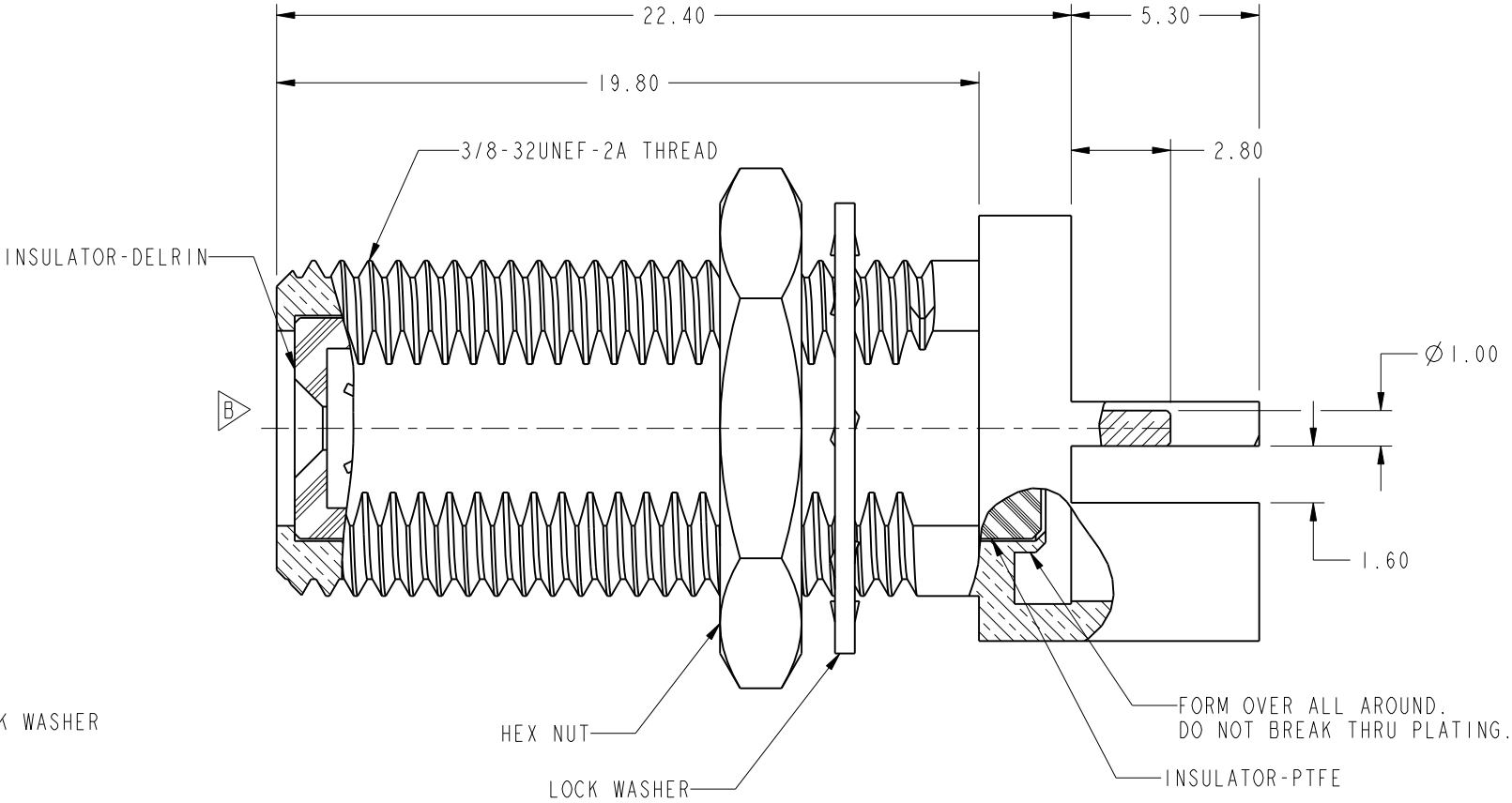
RECOMMENDED
MOUNTING HOLE



SCALE 2.000



HEX NUT & LOCK WASHER
NOT SHOWN



HEX NUT & LOCK WASHER
NOT SHOWN

CUSTOMER OUTLINE DRAWING
ALL OTHER SHEETS ARE FOR INTERNAL USE ONLY

UNLESS OTHERWISE SPECIFIED, DIMENSIONS ARE IN METRIC AND TOLERANCES ARE: 0.5 - 6mm 6 - 30mm 30 - 120mm ANGLES ±0.1mm ±0.2mm ± 0.3mm ±1°	MATERIAL SEE NOTES	DRAWN A ARUN PRABU	DATE 22-Jan-09	TITLE TYPE F STRAIGHT JACK EDGE MOUNT			Amphenol RF Danbury CT USA, Tainan, Taiwan, Shenzhen, China www.amphenolrf.com	
		ENGINEER A ARUN PRABU	DATE 22-Jan-09					
	REFERENCE EAR # 3281	APPROVED K. CAPOZZI	DATE 5/22/09	SCALE: 5.0:1.0	SHEET 2 OF 2		DRAWING NO.531-40212	
	CONFIGURATION LEVEL: Prototype	CAD FILE		DWG SIZE B	CODE ID 74868	REV A	ITEM NO.531-40212	
	FINISH	Root Folder/F AND G/531-40212					PART NO.531-40212	

Mouser Electronics

Authorized Distributor

Click to View Pricing, Inventory, Delivery & Lifecycle Information:

[Amphenol:](#)

[531-40212](#)