

# Board|Lock™



## AT Series Board | Lock™

2, 3, 4, 6, 8, 12 and 13 Pos. / Size 16, 13A

13 Pos. (Mixed Power & Signal) / Size 12, 25A; Size 16, 13A

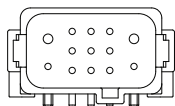
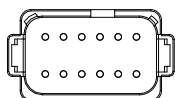
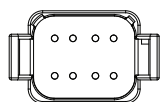
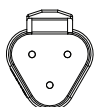


The Amphenol Board | Lock™ series combines flangeless wire-to-board versatility with the proven reliability of the A Series™ environmentally sealed thermoplastic connection system. Perfect for power or data signal applications, Board | Lock™ features a unique design which is compact, low-profile, lightweight and delivers proven durability in off-road and harsh environments. The snap-in board features allow for rapid placement and the enclosed latch-receiver design benefits potting and over-mold applications. When combined with the economical A Series™ positive polarization & available coding options, mis-mating occurrences are dramatically reduced.

Our engineering teams can provide unique mixed-power & signal arrangements, 90° or straight PCB pins, or custom flange mount designs to reduce overall connector size and save space. We are committed to work with you to ensure a design that meets your needs.

Wire Range	Size 12 contacts will accept wire ranges of 12-14AWG; Size 16 contacts will accept 14-20AWG
Temperature	Operating temperature range: -55°C to +125°C at rated current
Housing/Latch	Thermoplastic/Integrated latch for mating
Dielectric Value	Meets or exceeds 1500 volts minimum
Shock	No latch disengagement or discontinuity shall be the result when subjected to 50 g's in each of three axis (X, Y & Z)
Vibration	Continued continuity without degradation to mechanical or physical attributes following vibration. (max acceleration 20 g's at Sine sweep of 10-2000Hz)
Connector Retention	A mated connector subjected to a pulling force by the exiting wire bundle at 25 lbs. times the number of contacts to a maximum of 100 lbs. applying load for 30 seconds
Thermal Shock	Subjected to 10 cycles at -55°C to +125°C with no cracking, chipping or other damage detrimental to the normal operation of the connector
Insulation Resistance	1000 megohms minimum at 25°C
Mating Cycle Durability	Following 100 cycles of connection engagement and disengagement, degradation either mechanical or electrical is not evident
Contact Millivolt Drop	Size 16 contacts with 16AWG conductor - 100 mV drop max at 13A test current
Water Immersion	A mated connection, properly wired, placed in an oven at +125°C for 1 hour, then placed immediately in a depth of water of 1 meter without loss of electronic performance

AT Series Board | Lock™ meets all the performance criteria and specifications of the AT Series™, and is also available in a wide variety of custom colors. Consult factory for complete specifications.



Part Number	Description	Contact Size (Included)	Amperage
AT04-2P-BM01	2 Pos. Recep., Pin, Gold contact plating, PCB, Board Mount, No potting, Black	16	13
AT04-2P-BM02	2 Pos. Recep., Pin, Gold contact plating, PCB, Board Mount, Potting, Black	16	13
AT04-2P-BM03	2 Pos. Recep., Pin, Nickel contact plating, PCB, Board Mount, No potting, Black	16	13
AT04-2P-BM04	2 Pos. Recep., Pin, Nickel contact plating, PCB, Board Mount, Potting, Black	16	13
AT04-3P-BM01	3 Pos. Recep., Pin, Gold contact plating, PCB, Board Mount, No potting, Black	16	13
AT04-3P-BM02	3 Pos. Recep., Pin, Gold contact plating, PCB, Board Mount, Potting, Black	16	13
AT04-3P-BM03	3 Pos. Recep., Pin, Nickel contact plating, PCB, Board Mount, No potting, Black	16	13
AT04-3P-BM04	3 Pos. Recep., Pin, Nickel contact plating, PCB, Board Mount, Potting, Black	16	13
AT04-4P-BM01	4 Pos. Recep., Pin, Gold contact plating, PCB, Board Mount, No potting, Black	16	13
AT04-4P-BM02	4 Pos. Recep., Pin, Gold contact plating, PCB, Board Mount, Potting, Black	16	13
AT04-4P-BM03	4 Pos. Recep., Pin, Nickel contact plating, PCB, Board Mount, No potting, Black	16	13
AT04-4P-BM04	4 Pos. Recep., Pin, Nickel contact plating, PCB, Board Mount, Potting, Black	16	13
AT04-6P-BM01	6 Pos. Recep., Pin, Gold contact plating, PCB, Board Mount, No potting, Black	16	13
AT04-6P-BM02	6 Pos. Recep., Pin, Gold contact plating, PCB, Board Mount, Potting, Black	16	13
AT04-6P-BM03	6 Pos. Recep., Pin, Nickel contact plating, PCB, Board Mount, No potting, Black	16	13
AT04-6P-BM04	6 Pos. Recep., Pin, Nickel contact plating, PCB, Board Mount, Potting, Black	16	13
AT04-08PA-BM01	8 Pos. Recep., Pin, Gold contact plating, PCB, Board Mount, No potting, Gray	16	13
AT04-08PA-BM02	8 Pos. Recep., Pin, Gold contact plating, PCB, Board Mount, Potting, Gray	16	13
AT04-08PA-BM03	8 Pos. Recep., Pin, Nickel contact plating, PCB, Board Mount, No potting, Gray	16	13
AT04-08PA-BM04	8 Pos. Recep., Pin, Nickel contact plating, PCB, Board Mount, Potting, Gray	16	13
AT04-08PB-BM01	8 Pos. Recep., Pin, Gold contact plating, PCB, Board Mount, No potting, Black	16	13
AT04-08PB-BM02	8 Pos. Recep., Pin, Gold contact plating, PCB, Board Mount, Potting, Black	16	13
AT04-08PB-BM03	8 Pos. Recep., Pin, Nickel contact plating, PCB, Board Mount, No potting, Black	16	13
AT04-08PB-BM04	8 Pos. Recep., Pin, Nickel contact plating, PCB, Board Mount, Potting, Black	16	13
AT04-08PC-BM01	8 Pos. Recep., Pin, Gold contact plating, PCB, Board Mount, No potting, Green	16	13
AT04-08PC-BM02	8 Pos. Recep., Pin, Gold contact plating, PCB, Board Mount, Potting, Green	16	13
AT04-08PC-BM03	8 Pos. Recep., Pin, Nickel contact plating, PCB, Board Mount, No potting, Green	16	13
AT04-08PC-BM04	8 Pos. Recep., Pin, Nickel contact plating, PCB, Board Mount, Potting, Green	16	13
AT04-08PD-BM01	8 Pos. Recep., Pin, Gold contact plating, PCB, Board Mount, No potting, Brown	16	13
AT04-08PD-BM02	8 Pos. Recep., Pin, Gold contact plating, PCB, Board Mount, Potting, Brown	16	13
AT04-08PD-BM03	8 Pos. Recep., Pin, Nickel contact plating, PCB, Board Mount, No potting, Brown	16	13
AT04-08PD-BM04	8 Pos. Recep., Pin, Nickel contact plating, PCB, Board Mount, Potting, Brown	16	13
AT04-12PA-BM01	12 Pos. Recep., Pin, Gold contact plating, PCB, Board Mount, No potting, Gray	16	13
AT04-12PA-BM02	12 Pos. Recep., Pin, Gold contact plating, PCB, Board Mount, Potting, Gray	16	13
AT04-12PA-BM03	12 Pos. Recep., Pin, Nickel contact plating, PCB, Board Mount, No potting, Gray	16	13
AT04-12PA-BM04	12 Pos. Recep., Pin, Nickel contact plating, PCB, Board Mount, Potting, Gray	16	13
AT04-12PB-BM01	12 Pos. Recep., Pin, Gold contact plating, PCB, Board Mount, No potting, Black	16	13
AT04-12PB-BM02	12 Pos. Recep., Pin, Gold contact plating, PCB, Board Mount, Potting, Black	16	13
AT04-12PB-BM03	12 Pos. Recep., Pin, Nickel contact plating, PCB, Board Mount, No potting, Black	16	13
AT04-12PB-BM04	12 Pos. Recep., Pin, Nickel contact plating, PCB, Board Mount, Potting, Black	16	13
AT04-12PC-BM01	12 Pos. Recep., Pin, Gold contact plating, PCB, Board Mount, No potting, Green	16	13
AT04-12PC-BM02	12 Pos. Recep., Pin, Gold contact plating, PCB, Board Mount, Potting, Green	16	13
AT04-12PC-BM03	12 Pos. Recep., Pin, Nickel contact plating, PCB, Board Mount, No potting, Green	16	13
AT04-12PC-BM04	12 Pos. Recep., Pin, Nickel contact plating, PCB, Board Mount, Potting, Green	16	13
AT04-12PD-BM01	12 Pos. Recep., Pin, Gold contact plating, PCB, Board Mount, No potting, Brown	16	13
AT04-12PD-BM02	12 Pos. Recep., Pin, Gold contact plating, PCB, Board Mount, Potting, Brown	16	13
AT04-12PD-BM03	12 Pos. Recep., Pin, Nickel contact plating, PCB, Board Mount, No potting, Brown	16	13
AT04-12PD-BM04	12 Pos. Recep., Pin, Nickel contact plating, PCB, Board Mount, Potting, Brown	16	13
AT1612-13PBNF13	13 Pos. 90° Recep., Pin, Nickel contact plating, PCB, Board Mount, No potting, Black, Keyed B	12, 16	25, 13

**For more information, contact:**

Don Hunsucker, Product Manager, +1 586 913 8638, dhunsucker@amphenol-sine.com

Eric Schwegman, Market Manager, +1 937 242 6212, eschwegman@amphenol-sine.com

© 2015 Amphenol Sine Systems Corporation. Every effort has been made to ensure that the information contained in this document is accurate at the time of publication. Specifications or information stated in this document are subject to change without notice.

# Mouser Electronics

Authorized Distributor

Click to View Pricing, Inventory, Delivery & Lifecycle Information:

## Amphenol:

[AT04-08PB-BM04](#) [AT04-08PB-BM02](#) [AT04-08PA-BM02](#) [AT04-08PA-BM04](#) [AT04-2P-BM02](#) [AT04-2P-BM04](#) [AT04-6P-BM02](#) [AT04-3P-BM02](#) [AT04-6P-BM04](#) [AT04-3P-BM04](#) [AT04-12PB-BM02](#) [AT04-12PB-BM04](#) [AT04-12PA-BM02](#) [AT04-12PA-BM04](#) [AT04-4P-BM02](#) [AT04-4P-BM04](#)