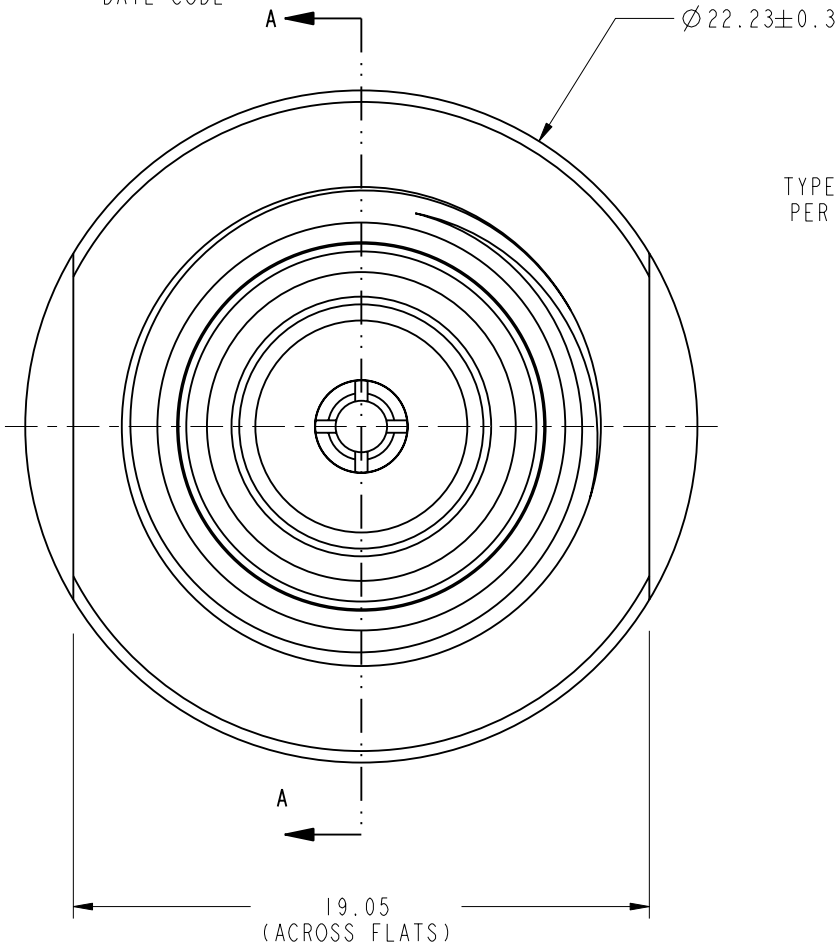


- NOTES:
1. MATERIALS AND FINISHES(PLATING THICKNESS IN MICRO-INCHES):
TYPE N BODY - BRASS, NICKEL PLATING
MCX BODY - BRASS, GOLD PLATING
CONTACT - BERYLLIUM COPPER, GOLD PLATING
INSULATOR - PTFE, NATURAL
O-RING - SILICONE RUBBER, RED
2. ELECTRICAL:
A. IMPEDANCE: 50 OHM
B. FREQUENCY RANGE: DC TO 6 GHz
C. VSWR (RETURN LOSS): 1.30 (17.7 dB), MAX.
D. INSERTION LOSS: 0.2 dB AT 6 GHz
E. DIELECTRIC WITHSTANDING VOLTAGE: 1000 VRMS, MIN.
3. MECHANICAL:
A. DURABILITY: 100 CYCLES MIN.
B. TEMPERATURE RANGE: -40° C TO +125° C
C. WATER IMMERSION: IP67
4. PACKAGING:
A. QUANTITY: SINGLE PACK
B. BAG MARKING: AMPHENOL RF
APH-NJ-MCXJ
DATE CODE

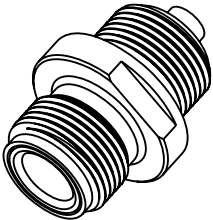
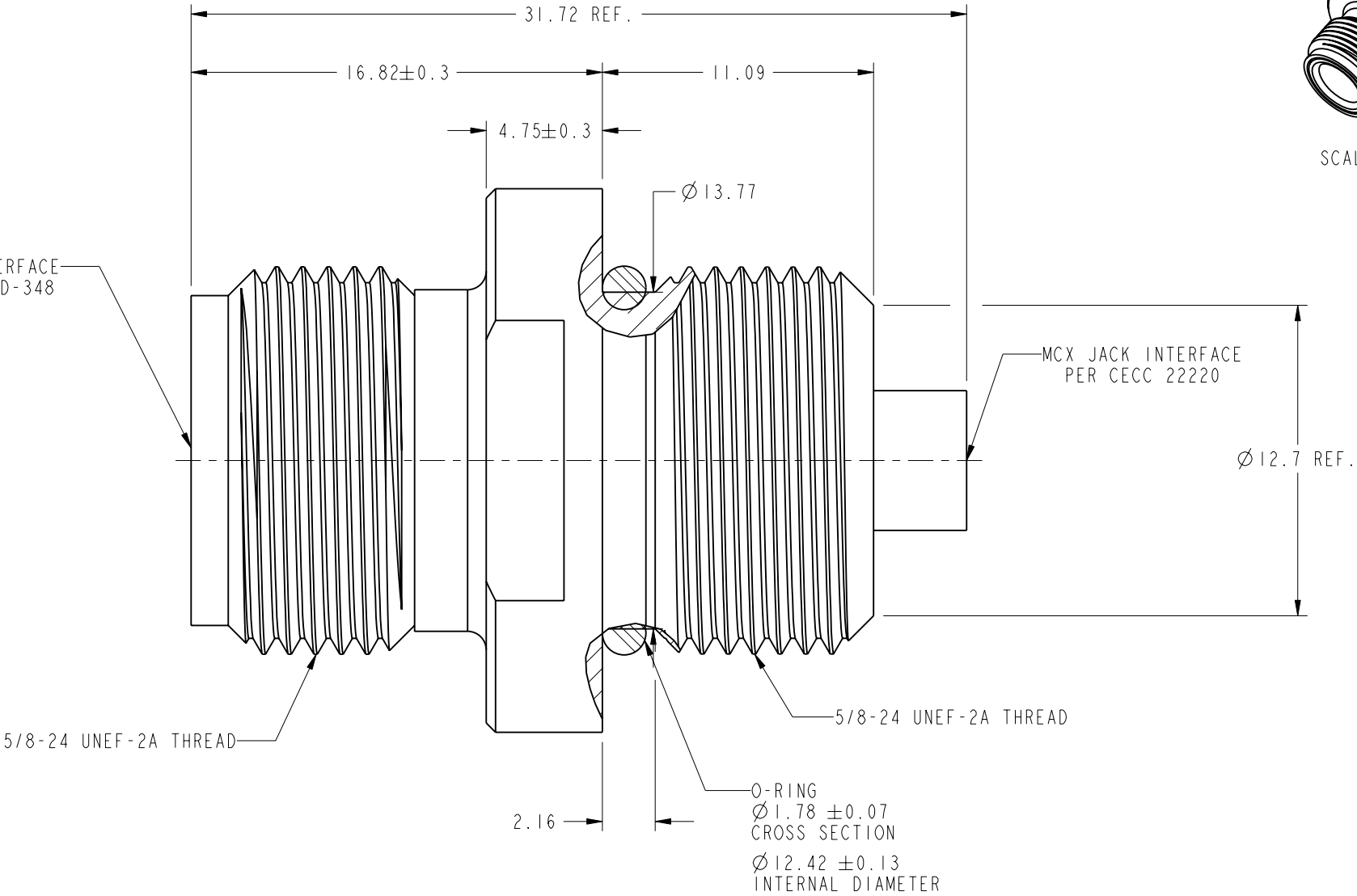
THIRD ANGLE PROJ.

REVISIONS

REV	DESCRIPTION	DATE	ECO	APPR
A	RELEASE TO MFG.	14-Aug-07	47074	RY
B	SEE SHEET 1 \RD-DM07091901R	20-Sep-07	-	Angela
C	SEE SHEET 1 PER RD-DM08080601B	13-Aug-08	-	S.H
D	SEE SHEET 1 / RD-DM11112901T2	30-Jan-12	48870	S.H
E	ADDED INSERTION LOSS NOTE & SYNCHED DRAWING	25-Nov-13	49615	SH
F	ADDED O-RING MATERIAL	26-May-14	49960	JTS



TYPE N INTERFACE
PER MIL-STD-348



SCALE 1.000

CUSTOMER OUTLINE DRAWING
ALL OTHER SHEETS ARE FOR INTERNAL USE ONLY

UNLESS OTHERWISE SPECIFIED, DIMENSIONS ARE IN METRIC AND TOLERANCES ARE:
<0.5mm ± 0.05mm 0.5 - 6mm ± 0.1mm 6 - 30mm ± 0.2mm 30 - 120mm ± 0.3mm ANGLES ± 1°

NOTICE - These drawings, specifications, or other data (1) are, and remain the property of Amphenol corp. (2) must be returned upon request; and (3) are confidential and not to be disclosed to any person other than those to whom they are given by Amphenol Corp. the furnishing of these drawings, specifications, or other data by Amphenol Corp., or to any other person to anyone for any purpose is not to be regarded by implication or otherwise in any manner licensing, granting rights to permitting such holder or any other person to manufacture, use or sell any product, process or design, patented or otherwise, that may in any way be related to or disclosed by said drawings, specifications, or other data.

MATERIAL

-

REFERENCE
EAR #2115 AND 615X-2286-100

CONFIGURATION LEVEL: ☐ ☐ ☐

FINISH

DRAWN
J.CHEN

ENGINEER
D.HU

APPROVED
S.HSIEH

CAD FILE

DATE
26-May-14

DATE
15-Aug-07

DATE
26-May-14

TITLE
TYPE N JACK
TO MCX JACK ADAPTER
SEALED (IP 67)

SCALE: 4.0:1.0 SHEET 2 OF 2

DWG SIZE
B

REV
F

Amphenol RF

www.amphenolrf.com

DRAWING NO. APH-NJ-MCXJ

ITEM NO. APH-NJ-MCXJ

PART NO. APH-NJ-MCXJ

Mouser Electronics

Authorized Distributor

Click to View Pricing, Inventory, Delivery & Lifecycle Information:

[Amphenol:](#)

[APH-NJ-MCXJ](#)