

NOTES:

1. MATERIALS AND FINISHES:
BODY, COUPLING NUT, FERRULE - BRASS, NICKEL PLATING
BULLET CONTACT - BRASS, GOLD PLATING
CONTACT - BeCu, GOLD PLATING
INSULATORS - PTFE, NATURAL
GASKET - SILICON RUBBER, RED
HEAT SHRINK TUBING - CROSSLINKED POLYOLEFIN

2. ELECTRICAL:
A. IMPEDANCE: 50 OHM
B. FREQUENCY RANGE: DC -6 GHz
C. VSWR : 1.10 MAX
D. DIELECTRIC WITHSTANDING VOLTAGE: 1000 VRMS, MIN.

3. MECHANICAL:
A. DURABILITY: 500 CYCLES MIN.
B. TEMPERATURE RANGE: -65° C TO +165° C

4. PACKAGING:
A. QUANTITY: SINGLE PACK
B. MARKING: BAG TO BE MARKED
"AMPHENOL RF, 82-6556, AND DATE CODE"

5. RECOMMENDED CABLE ASSEMBLY INSTRUCTIONS:
A. TRIM CABLE AS SHOWN.
B. SLIDE HEAT SHRINK TUBING, FERRULE AND INSULATOR DISC ONTO CABLE.
C. SOLDER CABLE CENTER CONDUCTOR TO CONTACT.
D. INSERT CABLE WITH FOIL ENTERING CONNECTOR AND BRAID OVER KNURL.
E. CRIMP FERRULE OVER BRAID WITH 0.255" HEX DIE.
F. APPLY HEAT SHRINK TUBING OVER FERRULE.
G. HEAT SHRINK TUBING SHOULD FULLY (360 DEG) COVER THE BUMP ON BODY AND END WITHIN AREA "A"

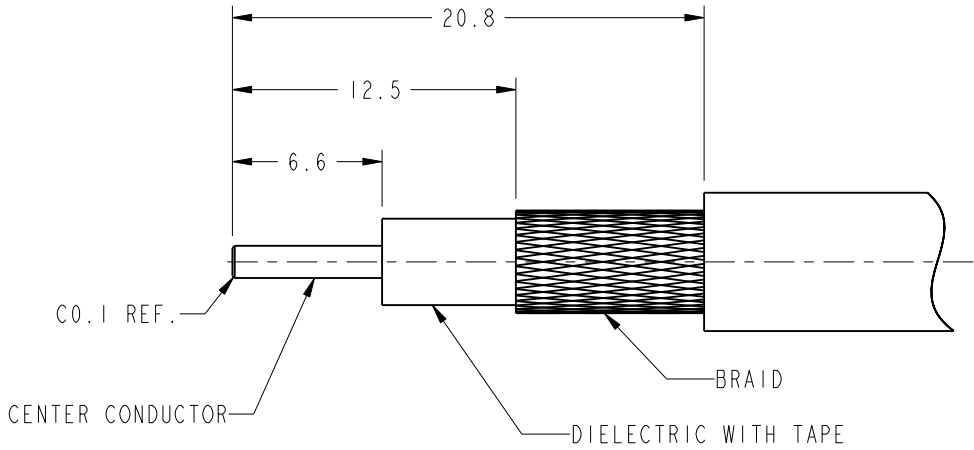
6. RECOMMENDED COUPLING TORQUE : 6-10 IN-LBS.

7. SHOW CABLE ENTRY DIMENSIONS.

THIRD ANGLE PROJ.

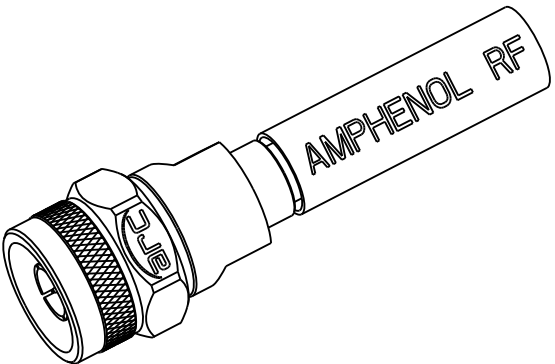
REVISIONS

REV	DESCRIPTION	DATE	ECO	APPR
A	RELEASE TO MFG.	19-Mar-13	49372	TD

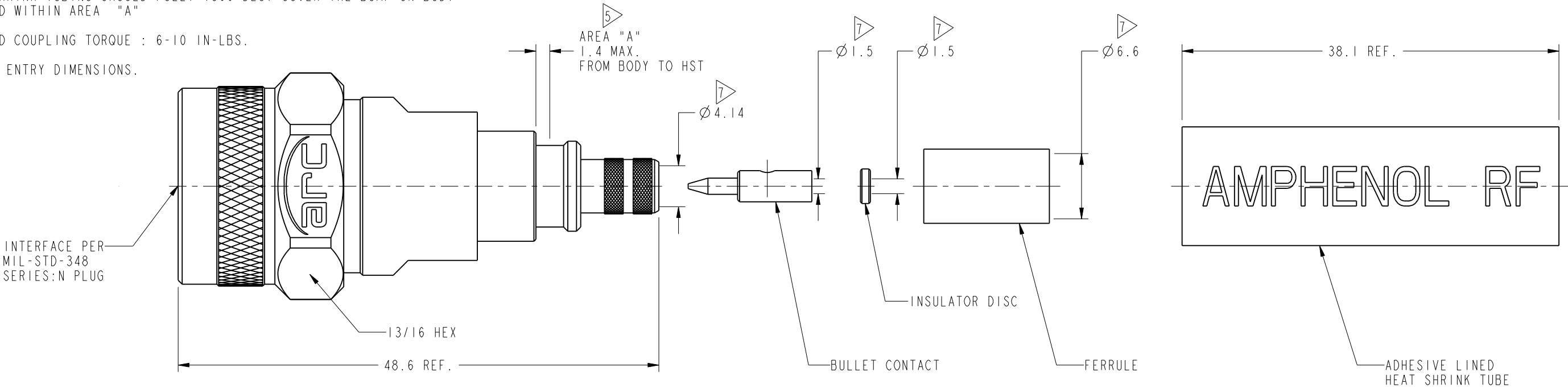


SCALE 3.000

**RECOMMENDED
CABLE STRIPPING DIMENSIONS**



SCALE 1.000



CUSTOMER OUTLINE DRAWING

ALL OTHER SHEETS ARE FOR INTERNAL USE ONLY

UNLESS OTHERWISE SPECIFIED, DIMENSIONS ARE IN METRIC AND TOLERANCES ARE:
<0.5mm ± 0.05mm 0.5 - 6mm ± 0.1mm 6 - 30mm ± 0.2mm 30 - 120mm ± 0.3mm ANGLES ± 1°

NOTICE - These drawings, specifications, or other data (1) are, and remain the property of Amphenol corp. (2) must be returned upon request; and (3) are confidential and not to be disclosed to any person other than those to whom they are given by Amphenol Corp. the furnishing of these drawings, specifications, or other data by Amphenol Corp., or to any other person to anyone for any purpose is not to be regarded by implication or otherwise in any manner licensing, granting rights to permitting such holder or any other person to manufacture, use or sell any product, process or design, patented or otherwise, that may in any way be related to or disclosed by said drawings, specifications, or other data.

MATERIAL SEE NOTES	DRAWN T.DENG	DATE 19-Mar-13	TITLE N STR PLUG IP-67 FOR LMR-240-UF CABLE		Amphenol RF www.amphenolrf.com	
REFERENCE EAR # 5423	ENGINEER KARTHIK R	DATE 10-Aug-12				
CONFIGURATION LEVEL:	APPROVED S.HSIEH	DATE 19-Mar-13	SCALE: 2.3:1.0 SHEET 2 OF 2		DRAWING NO. 82-6556	
FINISH	CAD FILE		DWG SIZE B	REV A	ITEM NO. 82-6556	
					PART NO. 82-6556	

Mouser Electronics

Authorized Distributor

Click to View Pricing, Inventory, Delivery & Lifecycle Information:

[Amphenol:](#)

[82-6556](#)