




T H E R M O M E T R I C S
A C O M M I T M E N T T O E X C E L L E N C E

NTC Interchangeable Type 95 Series

Thermometrics Thermistors



Features

- Precision, solid state temperature sensor
- Interchangeability down to $\pm 0.18^{\circ}\text{F}$ ($\pm 0.1^{\circ}\text{C}$)
- Suitable for use over a range of -112°F to 302°F (-80°C to 150°C)
- High sensitivity, greater than $-4\%/^{\circ}\text{C}$ at 77°F (25°C)
- Suitable for temperature measurement, control and compensation
- High reliability and stability over an interchangeable range
- Most popular Resistance (R) vs Temperature (T) curves are available
- Resin-coated for good mechanical strength and resistance to solvents
- Rugged construction
- For DC95: .012 in (0.3mm) diameter bare tinned-copper lead wires
- For EC95: .008 in (0.2mm) diameter bare tinned-alloy lead wires
- For TK95: .010 in (.25mm) diameter PTFE insulated lead wires

Amphenol
Advanced Sensors

Type DC95 Specifications

NTC Interchangeable Thermistor Chip

Epoxy-coated, NTC interchangeable thermistor chips with bare tinned-copper lead wires.

Options

Consult Factory for Availability of Options

- Other resistance values in the range of 1000 Ω to 100 k Ω
- Other tolerances or ranges
- Alternative lead wires or lengths
- Non standard R vs T curves
- Controlled dimensions
- Special sensor assemblies or enclosures

Thermal and Electrical Properties

Dissipation Constant

Still air: 1 mW/°C
Stirred oil: 8 mW/°C

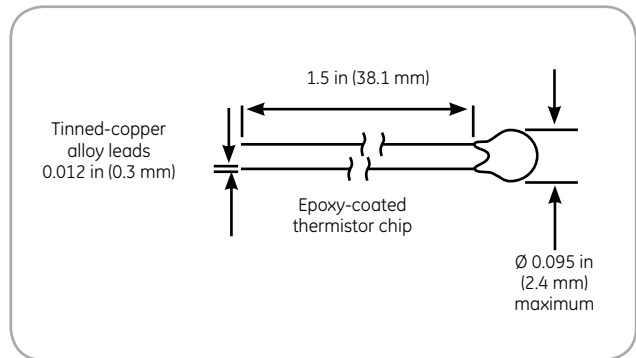
Thermal Time Constant

Still air: 10 seconds
Stirred oil: 1 second

Maximum Power at 77°F (25°C)

75 mW

De-rated from 100% at 77°F (25°C) to 0% at 212°F (100°C)



NTC Interchangeable Type DC95 dimensions

Ordering Information

Select appropriate part number below for resistance and temperature tolerance desired.

R _{25°C}	Material System	32°F to 158°F (0°C to 70°C) ±0.18°F (±0.1°C)	32°F to 158°F (0°C to 70°C) ±0.36°F (±0.2°C)	32°F to 212°F (0 to 100°C) ±0.36°F (±0.2°C)
2000	F	DC95F202V	DC95F202W	DC95F202Z
2252	F	DC95F232V	DC95F232W	DC95F232Z
3000	F	DC95F302V	DC95F302W	DC95F302Z
5000	F	DC95F502V	DC95F502W	DC95F502Z
10000	F	DC95F103V	DC95F103W	DC95F103Z
10000	Y	DC95Y103V	DC95Y103W	DC95Y103Z
30000	H	DC95H303V	DC95H303W	DC95H303Z
50000	G	DC95G503V	DC95G503W	DC95G503Z
100000	Y	DC95Y104V	DC95Y104W	DC95Y104Z
100000	G	DC95G104V	DC95G104W	DC95G104Z

Notes:

1. For RoHS compliant product, please add the suffix "N" to the part label. *Example: DC95F103VN*
2. For RoHS compliant product with applications below 0°C, please add the suffix "H" to the part label. *Example: DC95F103VH*

Type EC95 Specifications

NTC Interchangeable Thermistor Chip

Epoxy-coated, NTC interchangeable thermistor chips with bare tinned 180 alloy lead-wires.

Options

Consult Factory for Availability of Options

- Other resistance values in the range of 1000 Ω to 100 k Ω
- Other tolerances or ranges
- Alternative lead-wires or lengths
- Non standard R vs T curves
- Controlled dimensions
- Special sensor assemblies or enclosures

Thermal and Electrical Properties

Dissipation Constant

Still air: 1 mW/°C
Stirred oil: 8 mW/°C

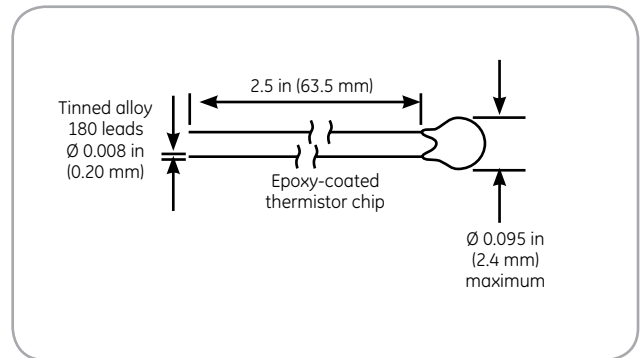
Thermal Time Constant

Still air: 10 seconds
Stirred oil: 1 second

Maximum Power at 77°F (25°C)

75 mW

De-rated from 100% at 77°F (25°C) to 0% at 212°F (100°C)



NTC Interchangeable Type EC95 dimensions

Ordering Information

Select appropriate part number below for resistance and temperature tolerance desired.

R _{25°C}	Material System	-4°F to 122°F (-20°C to 50°C) ±0.36°F (±0.2°C)	32°F to 158°F (0°C to 70°C) ±0.18°F (±0.1°C)	32°F to 158°F (0 to 70°C) ±0.36°F (±0.2°C)
2252	F	EC95F232U	EC95F232V	EC95F232W
3000	F	EC95F302U	EC95F302V	EC95F302W
5000	F	EC95F502U	EC95F502V	EC95F502W
10000	F	EC95F103U	EC95F103V	EC95F103W
10000	Y	EC95Y103U	EC95Y103V	EC95Y103W
30000	H	EC95H303U	EC95H303V	EC95H303W
50000	G	EC95G503U	EC95G503V	EC95G503W
100000	G		EC95G104V	EC95G104W

Notes:

1. For RoHS compliant product, please add the suffix "N" to the part label. *Example: EC95F103VN*
2. For RoHS compliant product with applications below 0°C, please add the suffix "H" to the part label. *Example: EC95F103VH*

Type TK95 Specifications

Insulated Lead NTC Interchangeable Thermistor Chip

Epoxy-coated, NTC interchangeable thermistor chips with PTFE insulated nickel lead-wires.

Options

Consult Factory for Availability of Options

- Other resistance values in the range of 1000 Ω to 100 k Ω
- Other tolerances or ranges
- Alternative lead wires or lengths
- Non standard R vs T curves
- Controlled dimensions
- Special sensor assemblies or enclosures

Thermal and Electrical Properties

Dissipation Constant

Still air: 1 mW/°C
Stirred oil: 8 mW/°C

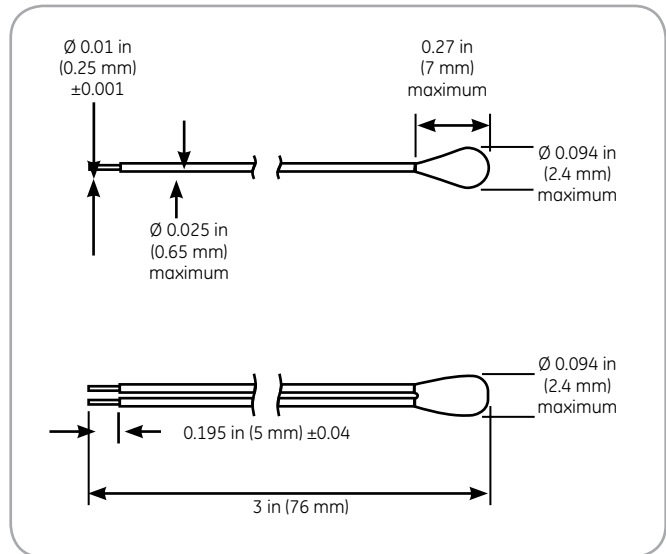
Thermal Time Constant

Still air: 10 seconds
Stirred oil: 1 second

Maximum Power at 77°F (25°C)

75 mW

De-rated from 100% at 77°F (25°C) to 0% at 212°F (100°C)



NTC Interchangeable Type TK95 dimensions

Ordering Information

Select appropriate part number below for resistance and temperature tolerance desired.

R _{25°C}	Material System	32°F to 158°F (0°C to 70°C) ±0.18°F (±0.1°C)	32°F to 158°F (0°C to 70°C) ±0.36°F (±0.2°C)	32°F to 212°F (0 to 100°C) ±0.36°F (±0.2°C)
2000	F	TK95F202V	TK95F202W	TK95F202Z
2252	F	TK95F232V	TK95F232W	TK95F232Z
3000	F	TK95F302V	TK95F302W	TK95F302Z
5000	F	TK95F502V	TK95F502W	TK95F502Z
10000	F	TK95F103V	TK95F103W	TK95F103Z
10000	Y	TK95Y103V	TK95Y103W	TK95Y103Z
30000	H	TK95H303V	TK95H303W	TK95H303Z
50000	G	TK95G503V	TK95G503W	TK95G503Z
100000	G	TK95G104V	TK95G104W	TK95G104Z

Note:

Part labels are RoHS compliant as listed

Amphenol
Advanced Sensors

www.amphenol-sensors.com

© 2014 Amphenol Corporation. All Rights Reserved. Specifications are subject to change without notice. Other company names and product names used in this document are the registered trademarks or trademarks of their respective owners.

AAS-920-273D-11/2014

Mouser Electronics

Authorized Distributor

Click to View Pricing, Inventory, Delivery & Lifecycle Information:

[Amphenol:](#)

[EC95F502ZN](#)