

## C-TRIP CHARACTERISTICS

### Application Examples:

Low inrush motors, lighting, wiring protection, appliances, business equipment, and control circuit applications. Relatively long thermal trip delay and medium magnetic trip point.

### Type Designation

$\frac{2}{(a)}$   $\frac{C}{(b)}$   $\frac{N}{(c)}$   $\frac{U}{(d)}$   $\frac{60}{(e)}$

(a) = Number of Poles

(b) = Trip Characteristic

(c) = Blank: without neutral pole

= N: with neutral pole

(d) = U: UL/CSA version

= R: ring tongue terminals,

UL/CSA version

= Blank: European version

(e) = Rated Current

### Approvals:



### Voltage Rating<sup>Ⓞ</sup>

### Interrupting Capacity (UL/CSA - Ratings)

### Group Short Circuit (UL/CSA - Ratings)

### Interrupting Capacity (VDE - Ratings)

### Mechanical Endurance

### Calibration Temperature

### Standard Pack and Weight

### Terminal Size Acceptability

### Terminal Torque

### Basic Dimensions (Elevation View)

<sup>Ⓛ</sup> Not European standard rating.

<sup>Ⓜ</sup> Please refer to page 21 for specific applications.

<sup>Ⓝ</sup> DC rating (Manufacturer's self certification): One pole 48VDC, two pole series 125VDC

\* VDE pending

## ONE POLE

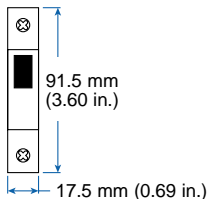
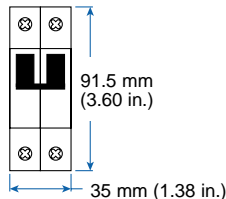


1C

## ONE POLE PLUS NEUTRAL




2CN

Rated Current	Type/ Cat. No.	Approvals	Type/ Cat. No.	Approvals
0.3A	1CU03	UL SP Ⓝ	2CNU03	UL SP Ⓝ
0.5A	1CU05	UL SP Ⓝ	2CNU05	UL SP Ⓝ
0.75A	1CU075	UL SP Ⓝ	2CNU075	UL SP Ⓝ
0.8A <sup>Ⓛ</sup>	NA		NA	
1.0A	1CU1	UL SP Ⓝ	2CNU1	UL SP Ⓝ
1.6A	1CU1.6	UL SP Ⓝ	2CNU1.6	UL SP Ⓝ
2.0A	1CU2	UL SP Ⓝ	2CNU2	UL SP Ⓝ
2.5A	1CU2.5	UL SP Ⓝ	2CNU2.5	UL SP Ⓝ
3.0A	1CU3	UL SP Ⓝ	2CNU3	UL SP Ⓝ
3.5A	1CU3.5	UL SP Ⓝ	2CNU3.5	UL SP Ⓝ
4.0A	1CU4	UL SP Ⓝ	2CNU4	UL SP Ⓝ
5.0A	1CU5	UL SP Ⓝ	2CNU5	UL SP Ⓝ
6.0A	1CU6	UL SP Ⓝ	2CNU6	UL SP Ⓝ
8.0A	1CU8	UL SP Ⓝ	2CNU8	UL SP Ⓝ
10A	1CU10	UL SP Ⓝ	2CNU10	UL SP Ⓝ
12A <sup>Ⓛ</sup>	NA		NA	
12.5A	NA		NA	
13A	1CU13	UL SP Ⓝ	2CNU13	UL SP Ⓝ
15A <sup>Ⓛ</sup>	1CU15	UL SP	2CNU15	UL SP
16A	1CU16	UL SP Ⓝ	2CNU16	UL SP Ⓝ
20A	1CU20	UL SP Ⓝ	2CNU20	UL SP Ⓝ
25A	1CU25	UL SP Ⓝ	2CNU25	UL SP Ⓝ
30A <sup>Ⓛ</sup>	1CU30	UL SP	2CNU30	UL SP
32A	1CU32	UL SP Ⓝ *	2CNU32	UL SP Ⓝ *
40A	1CU40	UL SP Ⓝ *	2CNU40	UL SP Ⓝ *
50A	1CU50	UL SP Ⓝ *	2CNU50	UL SP Ⓝ *
60A <sup>Ⓛ</sup>	1CU60	UL SP	2CNU60	UL SP
63A	1CU63	UL Ⓝ *	2CNU63	UL Ⓝ *
	277VAC		277VAC	
	0.3-60A (RC): 10kA with UL-listed RK5 back-up fuse or MCCB		0.3-60A (RC): 10kA with UL-listed RK5 back-up fuse or MCCB	
	0.3-10A (RC): 10kA; 13-60A (RC): 5kA no branch circuit protection required		0.3-10A (RC): 10kA; 13-60A (RC): 5kA no branch circuit protection required	
	0.3-63A (RC): 10kA		0.3-63A (RC): 10kA	
	10000 ON/OFF operations <sup>Ⓜ</sup>		10000 ON/OFF operations <sup>Ⓜ</sup>	
	40°C (104°F)		40°C (104°F)	
	10/0.3A - 32A = 1.4kg (3.1 lb.) 40A - 63A = 1.6kg (3.5 lb.)		5/0.3A - 32A = 1.3kg (2.9 lb.) 40A - 63A = 1.45kg (3.2 lb.)	
	Top: 18-3 AWG; Bottom: 18-2 AWG		Top: 18-3 AWG; Bottom: 18-2 AWG	
	20 lb.in.		20 lb.in.	
				

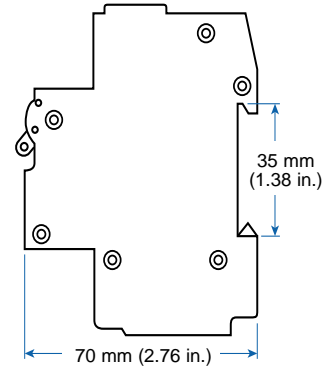
## TWO POLE



## THREE POLE



### Basic Dimensions (side view)



**Rated Current**    **Type/ Cat. No.**    **Approvals**

0.3A	2CU03	UL, IEC, CE
0.5A	2CU05	UL, IEC, CE
0.75A	2CU075	UL, IEC, CE
0.8A	NA	
1.0A	2CU1	UL, IEC, CE
1.6A	2CU1.6	UL, IEC, CE
2.0A	2CU2	UL, IEC, CE
2.5A	2CU2.5	UL, IEC, CE
3.0A	2CU3	UL, IEC, CE
3.5A	2CU3.5	UL, IEC, CE
4.0A	2CU4	UL, IEC, CE
5.0A	2CU5	UL, IEC, CE
6.0A	2CU6	UL, IEC, CE
8.0A	2CU8	UL, IEC, CE
10A	2CU10	UL, IEC, CE
12A	NA	
12.5A	NA	
13A	2CU13	UL, IEC, CE
15A	2CU15	UL, IEC, CE
16A	2CU16	UL, IEC, CE
20A	2CU20	UL, IEC, CE
25A	2CU25	UL, IEC, CE
30A	2CU30	UL, IEC, CE
32A	2CU32	UL, IEC, CE*
40A	2CU40	UL, IEC, CE*
50A	2CU50	UL, IEC, CE*
60A	2CU60	UL, IEC, CE
63A	2CU63	UL, IEC, CE*

**Type/ Cat. No.**    **Approvals**

3CU03	UL, IEC, CE
3CU05	UL, IEC, CE
3CU075	UL, IEC, CE
NA	
3CU1	UL, IEC, CE
3CU1.6	UL, IEC, CE
3CU2	UL, IEC, CE
3CU2.5	UL, IEC, CE
3CU3	UL, IEC, CE
3CU3.5	UL, IEC, CE
3CU4	UL, IEC, CE
3CU5	UL, IEC, CE
3CU6	UL, IEC, CE
3CU8	UL, IEC, CE
3CU10	UL, IEC, CE
NA	
NA	
3CU13	UL, IEC, CE
3CU15	UL, IEC, CE
3CU16	UL, IEC, CE
3CU20	UL, IEC, CE
3CU25	UL, IEC, CE
3CU30	UL, IEC, CE
3CU32	UL, IEC, CE*
3CU40	UL, IEC, CE*
3CU50	UL, IEC, CE*
3CU60	UL, IEC, CE
3CU63	UL, IEC, CE*

480Y/277VAC

0.3-60A (RC): 10kA with UL-listed RK5 back-up fuse or MCCB

0.3-10A (RC): 10kA; 13-60A (RC): 5kA no branch circuit protection required

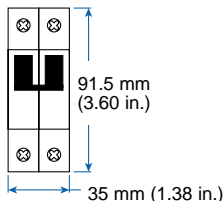
0.3-63A (RC): 10kA

10000 ON/OFF operations<sup>®</sup>

40°C (104°F)

5/1.4kg (3.1 lb.)

Top: 18-3 AWG; Bottom: 18-2 AWG  
20 lb.in.



480Y/277VAC

0.3-60A (RC): 10kA with UL-listed RK5 back-up fuse or MCCB

0.3-10A (RC): 10kA; 13-60A (RC): 5kA no branch circuit protection required

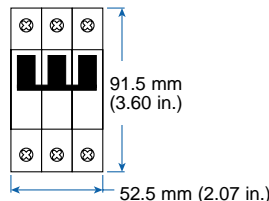
0.3-63A (RC): 10kA

10000 ON/OFF operations<sup>®</sup>

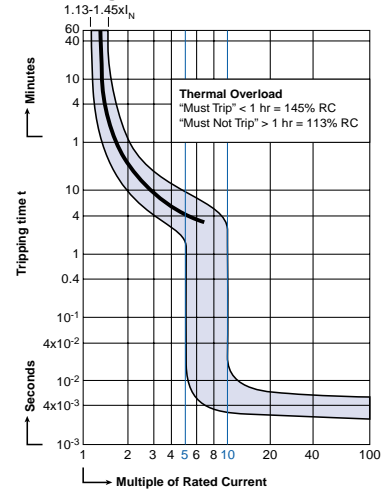
40°C (104°F)

4/1.68kg (3.7 lb.)

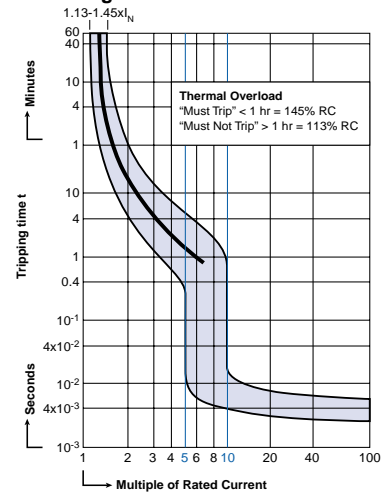
Top: 18-3 AWG; Bottom: 18-2 AWG  
20 lb.in.



### V-EA-C Trip 0.3A Through 10A Rated Current



### V-EA-C Trip 13A Through 63A Rated Current



### "C" Magnetic Trip Parameters Rated current 0.3A to 63A.

1. Hold for a minimum of 100ms at surge of 5 times rated current.
2. Trip in under 100ms at 10 times rated current.

**NB:** Trip curves shown comply with North American standards. For trip curves according to European standards please consult Altech.

# Mouser Electronics

Authorized Distributor

Click to View Pricing, Inventory, Delivery & Lifecycle Information:

## Altech:

[4C.40](#) [2CR6](#) [2CR8](#) [2CR3](#) [2CR5](#) [2CR1](#) [3CR1](#) [4CU32](#) [4CU30](#) [4CU35](#) [4CU25](#) [3CR30](#) [3CR10](#) [3CR20](#) [3C.32](#)  
[4CNU50](#) [4CNU40](#) [1CR2](#) [1CR6](#) [1CR4](#) [1CR3](#) [1CR5](#) [1CR1](#) [2CR20](#) [2CR25](#) [2CR40](#) [2CR30](#) [2CR15](#) [2CR10](#)  
[2CR13](#) [2C.25](#) [2C.16](#) [2C5.0](#) [1CR20](#) [1CR05](#) [1CR15](#) [1CR16](#) [1CR10](#)