VTB-C-D 45W Triple output DC/DC

FEATURES

- Variety of Models
- Chassis mount type
- Compact and High Efficiency
- Triple output
- DC/DC
- **Isolated Power Supply**

MODEL/CHANNEL		Unit	VTB01			VTB01B			VTB03			VTB04		
OUTPUT (Single)	Output Voltage	Vdc	+5	+12	-12	+12	+5	-12	+5	+12	-5	+5	+15	-15
	Output Current 25W **12V**	A	5	0.73	0.73	2.7	1	0.3	5	0.73	0.73	5	0.6	0.6
	Output Current 25W **24V 48V 110V**	A	0.83	0.83	3	1	0.4		0.83	0.83		5	0.63	0.63
	Output Current 30W **24V 48V**	A		1	0.5					1				
	Output Current 50W **110V**	A		1	0.5	P4				1				
	Line Regulation 12V **110V**	mV	35	96	96	96	40	96	40	96	40	40	120	120
	Line Regulation 24V **48V**	mV	35	84	84	84	35	84	35	84	35	35	105	105
	Load Regulation	mVp	50	120	120	120	50	120	50	120	50	50	150	150
	Ripple and Noise	mVp	100	170	170	170	100	170	100	170	100	100	200	200
	Drift	mV	40	75	75	75	40	75	40	75	40	40	90	90
	Dynamic Load Regulation	mV	150	360	360	360	150	360	150	360	150	150	450	450
	Voltage Adjustment Range	-	V1: +/-5%(maximum) of Rated Output Voltage at 25°C, rated input and no load V2,V3: fixed with tolerance +/-3.5% of Rated Output Voltage at 25°C, rated input and no load											
	Rise Time	-	200mS(maximum) at 25°C and rated input/output											
	Hold Up Time	-	Not specified (Vin=110 8mS(minimum) at 25°C and rated input/output)											
	Temperature Coefficient	°C	0.03%/°C											

	MODEL/CHANNEL	Unit	VTB01-C12	VTB01-C12B	VTB03-C12	VTB04-C12
INPUT	Efficiency	%	76	80	76	76
	Input Voltage 12V	Vdc	DC 12V			
	Input Voltage Range	Vdc	DC 9.2V-16V			
	MTBF	H	450,000			
	MODEL/CHANNEL	**Unit**	**VTB01-C24**	**VTB01-C24B**	**VTB03-C24**	**VTB04-C24**
	Efficiency	%	76	81	76	78
	Input Voltage **24V**	Vdc	DC 24V			
	Input Voltage Range	Vdc	DC 19-32V			
	MTBF	H	440,000			
	MODEL/CHANNEL	**Unit**	**VTB01-C48**	**VTB01-C48B**	**VTB03-SC48**	**VTB04-C48**
	Efficiency	%	79	82	78	78
	Input Voltage **48V**	Vdc	DC 48V			
	Input Voltage Range	Vdc	DC 38-63V			
	MTBF	H	450,000			
	MODEL/CHANNEL	**Unit**	**VTB01-D**	**VTB01-DB**	**VTB03-D**	**VTB04-D**
	Efficiency	%	79	80	75	76
	Input Voltage **110V**	Vdc	DC 110V			
	Input Voltage Range	Vdc	DC 85-140V			
	MTBF	H	420,000			
	Input Current	Vdc	20A(maximum)			
	MODEL/CHANNEL	**Unit**				
Environment	Operating Temperature	°C	0 to +50°C			
	Operating Humidity	%	85%RH(non-condensing)			
	Storage Temperature	°C	-20 to +85°C			
	Withstand Voltage Primary-Secondary	%	Primary-Secondary AC1,500V for 1 minute (Vin=110 2000) Primary-Frame Ground AC1,500V for 1 minute (Vin=110 2000) Secondary-Frame Ground AC500V for 1 minute			
	Isolation Resistance	-	Primary-Secondary-Frame Ground 50MΩ(minimum) by DC500V insulation tester			
	Vibration	-	5-10Hz:10mm double amplitude,10-55Hz:19.6m/s^2, 20 minutes period for 60minutes each along X,Y,Z axes(non-operating)			
	Shock	-	294m/s^2			
	Cooling	-	Convection			
Dimension	Size(WxHxD) / Weight	mm/g	96Wx160Lx25H/470g			

Dimension Diagram (mm) 45W

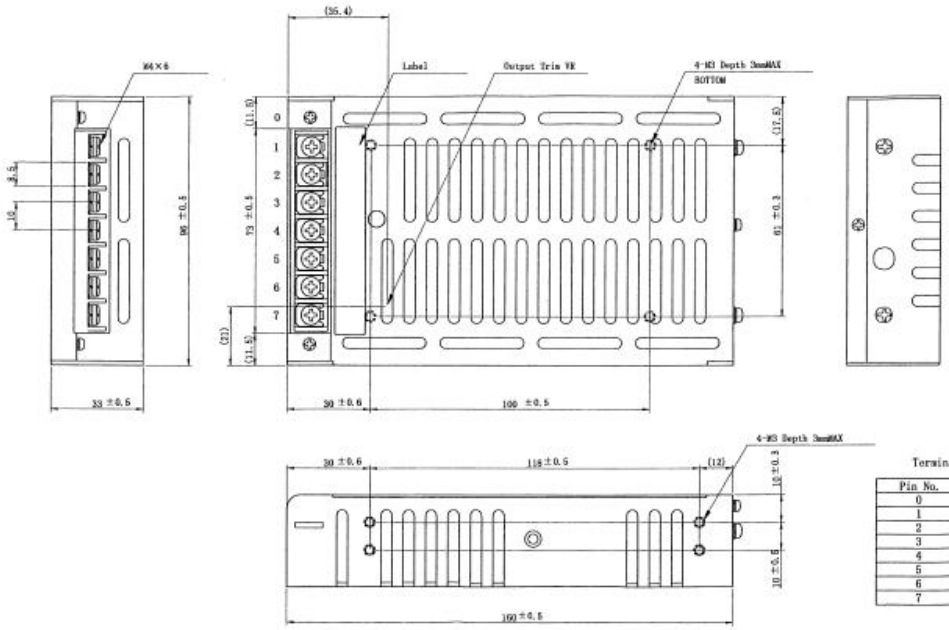

Terminal Assign

Pin No.	Function
0	FG
1	DCin +19~32V
2	DCin 0V
3	-15V 0.65A
4	0V
5	+15V 0.65A
6	+5V 5A
7	0V

Block Diagram

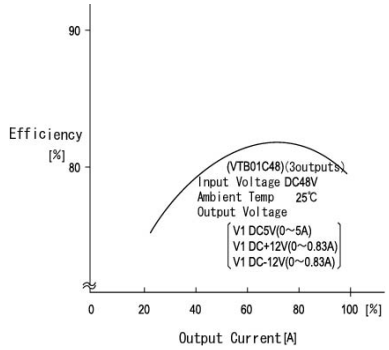

OCP Curve

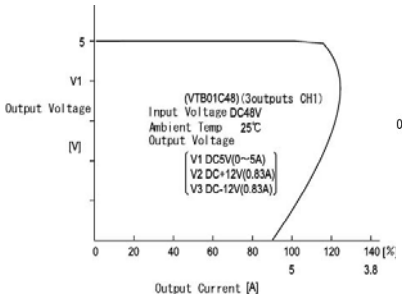

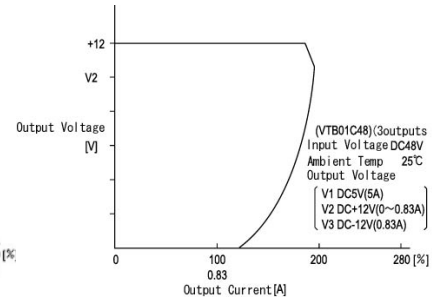

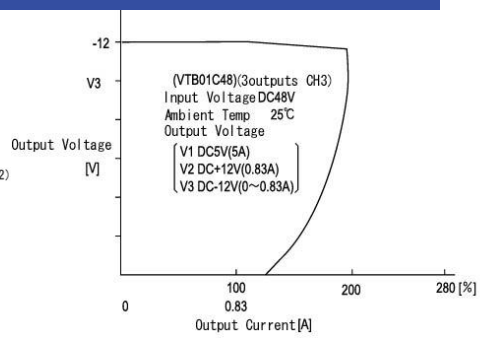

Mouser Electronics

Authorized Distributor

Click to View Pricing, Inventory, Delivery & Lifecycle Information:

ETA-USA:

VTB04C24 VTB04C48 VTB03D VTB04C12 VTB01C12 VTB01C24 VTB01C48 VTB04D VTB03C48 VTB03C24 VTB13C12 VTB01D