

**4 TO 8 GHZ BANDPASS FILTER****AFL05181****FEATURES**

- Small Size
- Fully Shielded Component
- Frequency Stable over Temperature

**DESCRIPTION**

Surface mount, fully shielded, thin film filter designed for use on PCB 8-12 mils thick with permittivity of 3.0-3.8.

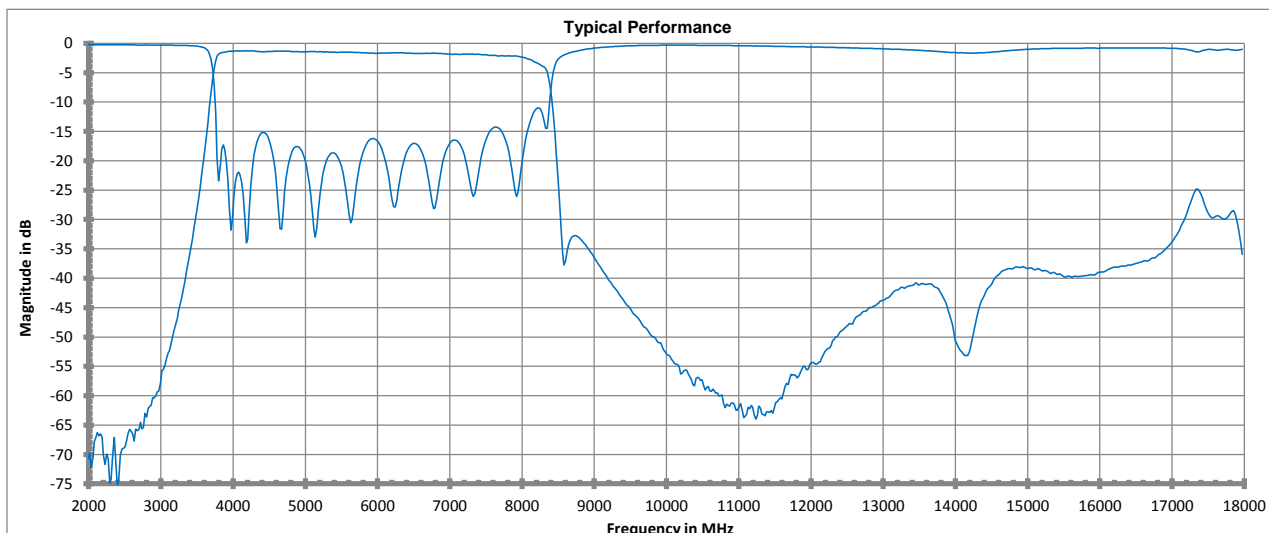
Applications include C-Band, Satellite Communications, Satellite TV, weather and

**Electrical Specifications**

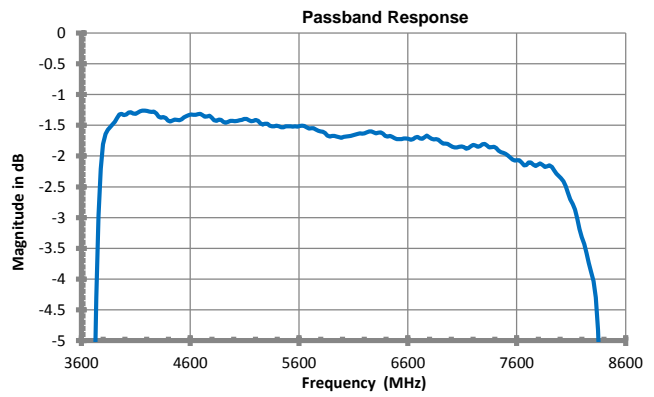
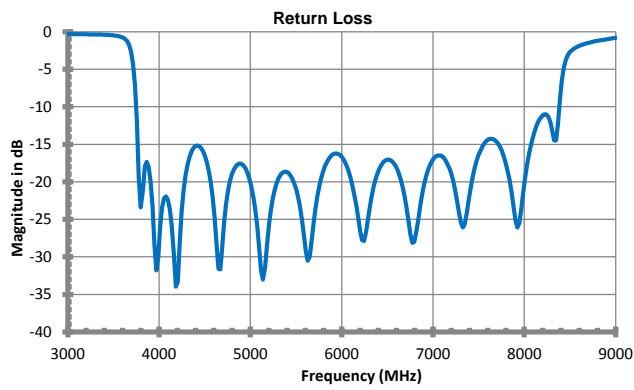
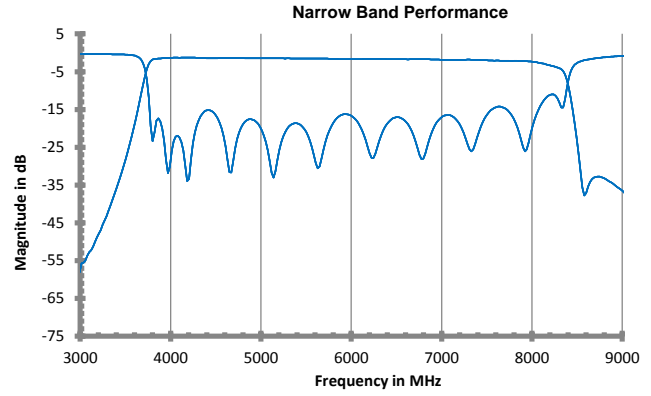
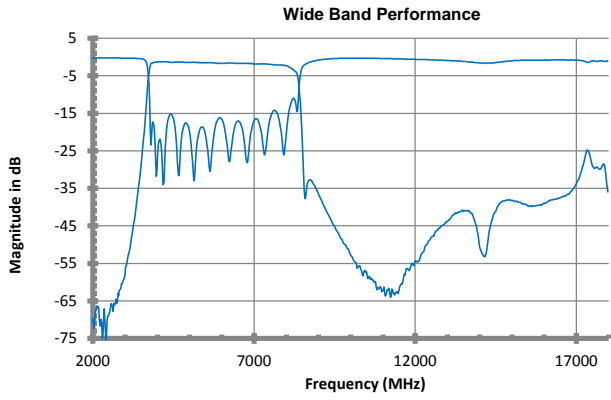
Center Frequency	6000 MHz	
Passband	4000 - 8000 MHz	
Insertion Loss	3.0 dB	@ 25C
	3.5 dB	-40C to +85C
VSWR	1.5:1	4000 MHz to 8000 MHz*
Rejection	40 dB	dc to 3000 MHz
	40 dB	9500 MHz to 12000 MHz
Usable Temp Range	-55 to +125 degree C	
*50 Ohm System		

**Mechanical**

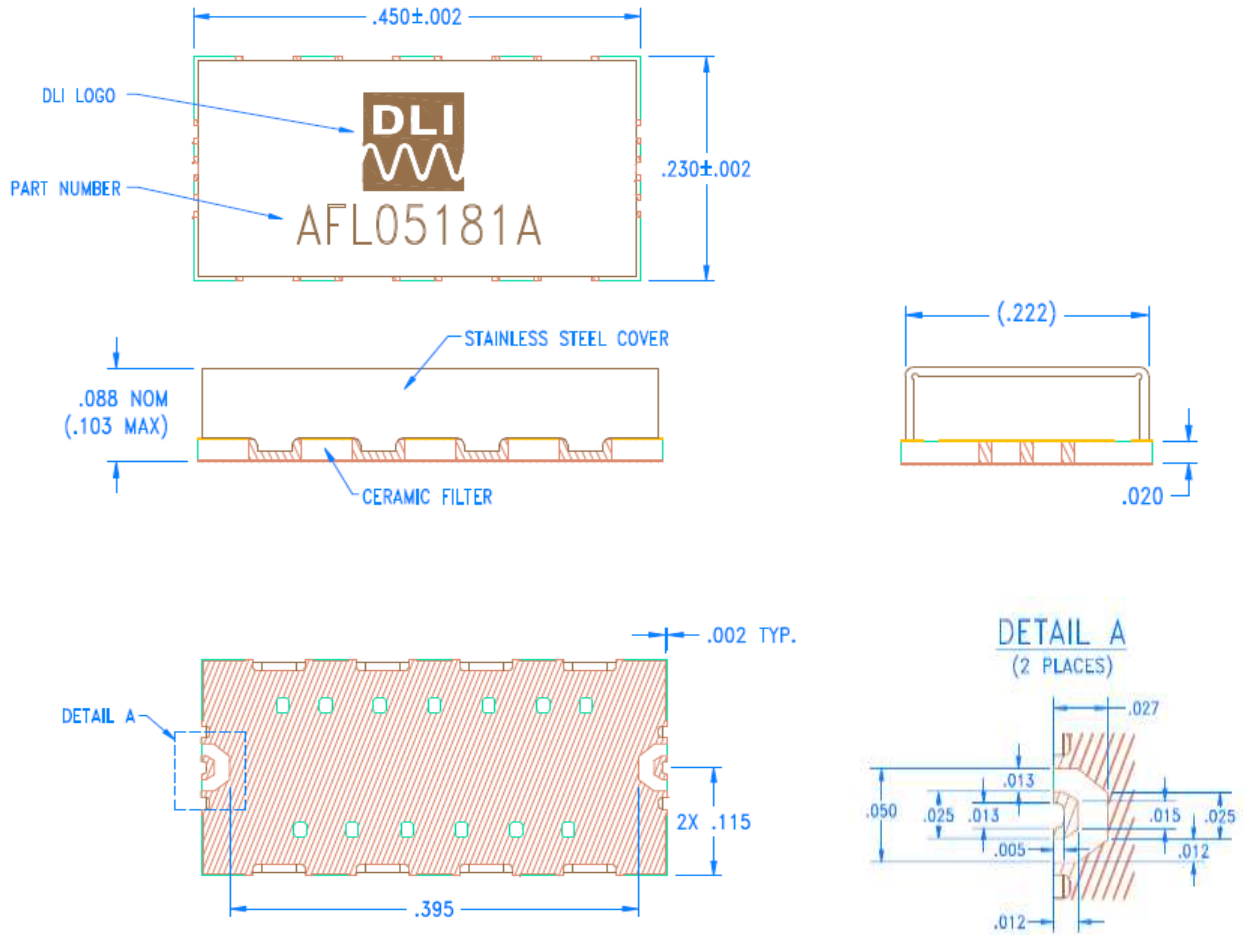
Footprint LxW	0.450 x 0.230 inch	inch
	[11.43 x 5.84]	mm
Height	0.1 [2.54]	Inch [mm]



Catalog specifications subject to change without notice  
RO4350B is a product of Rogers Corporation



**Mechanical Drawing**



All measurements inches

**Mounting Information**

PCB ground pattern length and width can be 0.002-0.003 inches larger than filter footprint. Dimensions of filter launch and PCB launch pattern should be closely matched. It is suggested that PCB ground metal be pulled back from RF I/O trace to account for component alignment tolerance. Ground via depth and spacing should be set so as not to create any resonances at the frequency of operation. Reference SMT Filter Mounting application note for additional mounting information.



**Dielectric Laboratories, Inc.**

2777 Route 20 East, Cazenovia, NY 13035 USA  
 Phone: (315) 655-8710  
 Fax: (315)655-0445  
 Email: sales@dilabs.com

# Mouser Electronics

Authorized Distributor

Click to View Pricing, Inventory, Delivery & Lifecycle Information:

[Dielectric Laboratories:](#)

[AFL05181](#)