

KMR 2 Series Microminiature SMT Top Actuated

Features/Benefits

- Small footprint
- 4 actuation forces
- Excellent tactile feel
- Ultra low current capabilities
- IP40

Typical Applications

- Automotive
- Industrial electronics
- Medical equipment



Tactile Switches

Specification

FUNCTION: momentary action
CONTACT ARRANGEMENT: 1 make contact = SPST, N.O.
TERMINALS: Gullwing type for SMT

Mechanical

Type G and NG See description below	Operating force N (grs)	Operating life (cycles)	Travel (mm)
KMR211 LFS	1.2 (120) ± 0.30	200,000	0.20 mm ± 0.1
KMR211 ULC LFS	1.2 (120) ± 0.30	200,000	0.20 mm ± 0.1
KMR213 LFG	1.2 (120) ± 0.30	200,000	0.20 mm ± 0.1
KMR213 ULC LFG	1.2 (120) ± 0.30	200,000	0.20 mm ± 0.1
KMR221 LFS	2.0 (200) ± 0.50	200,000	0.25 mm ± 0.1
KMR221 ULC LFS	2.0 (200) ± 0.50	200,000	0.25 mm ± 0.1
KMR223 LFG	2.0 (200) ± 0.50	200,000	0.25 mm ± 0.1
KMR223 ULC LFG	2.0 (200) ± 0.50	200,000	0.25 mm ± 0.1
KMR231 LFS	3.0 (300) ± 0.75	150,000	0.25 mm ± 0.1
KMR231 ULC LFS	3.0 (300) ± 0.75	150,000	0.25 mm ± 0.1
KMR232 LFS	3.0 (300) ± 0.75	300,000	0.25 mm ± 0.1
KMR232 ULC LFS	3.0 (300) ± 0.75	300,000	0.25 mm ± 0.1
KMR233 LFG	3.0 (300) ± 0.75	150,000	0.25 mm ± 0.1
KMR233 ULC LFG	3.0 (300) ± 0.75	150,000	0.25 mm ± 0.1
KMR241 LFS	4.0 (400) ± 1.00	100,000	0.30 mm ± 0.1
KMR241 ULC LFS	4.0 (400) ± 1.00	100,000	0.30 mm ± 0.1
KMR242 LFS	4.0 (400) ± 1.00	200,000	0.30 mm ± 0.1
KMR242 ULC LFS	4.0 (400) ± 1.00	200,000	0.30 mm ± 0.1
KMR243 LFG	4.0 (400) ± 1.00	100,000	0.30 mm ± 0.1
KMR243 ULC LFG	4.0 (400) ± 1.00	100,000	0.30 mm ± 0.1

Electrical

	Silver	Gold
MAXIMUM POWER:	1 VA	0.2 VA
MAXIMUM VOLTAGE:	32 VDC	32 VDC
MINIMUM VOLTAGE:	20 mVDC	20 mVDC
MAXIMUM CURRENT:	50 mA	10 mA
MINIMUM CURRENT:	1 mA*	1 mA*
DIELECTRIC STRENGTH:	≥ 250 Vrms	
CONTACT RESISTANCE:	≤ 100 mΩ	
INSULATION RESISTANCE:	≥ 1GΩ	
BOUNCE TIME:	≤ 3 ms	

*For ULC version minimum current is 1µA at 1.8 VDC

Environmental

	Silver	Gold
OPERATING TEMPERATURE:	-40°C to 85°C	-40°C to 125°C
STORAGE TEMPERATURE:	-55°C to 85°C	-55°C to 125°C

Process

Soldering: Lead free reflow soldering process in accordance with IEC 61760-1.

Packaging

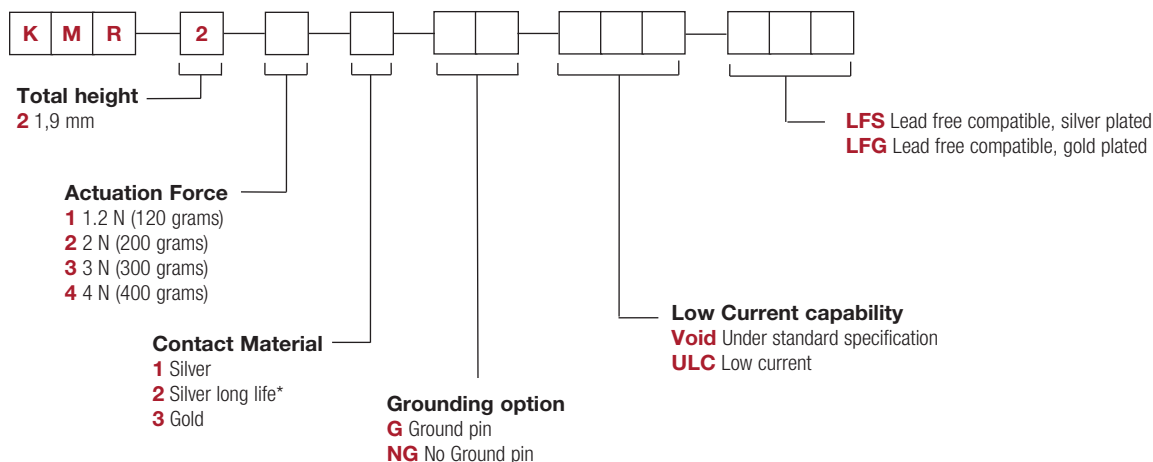
In reels of 7,000 pieces
External diameter 330 mm ± 2 mm

NOTE: Specifications listed above are for switches with standard options.
For information on specific and custom switches, consult Customer Service Center.

TACTILE FEELING: KMR 2 series with actuation force in 2N - 3N - 4N: ≥ 30%
KMR 2 series with actuation force in 1.2N: ≥ 20%

Part Number Description

For any part number different from those listed above, please consult your local representative.

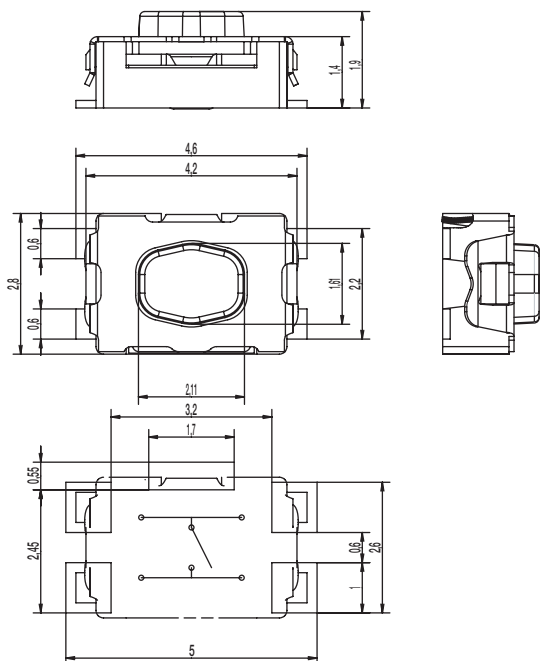


* Silver long life is available in 3N and 4N actuation force. For other versions, please contact Customer Service.

KMR 2 Series Microminiature Tact Switch for SMT

KMR 2 Series - 1.9 mm height

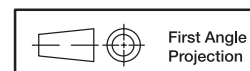
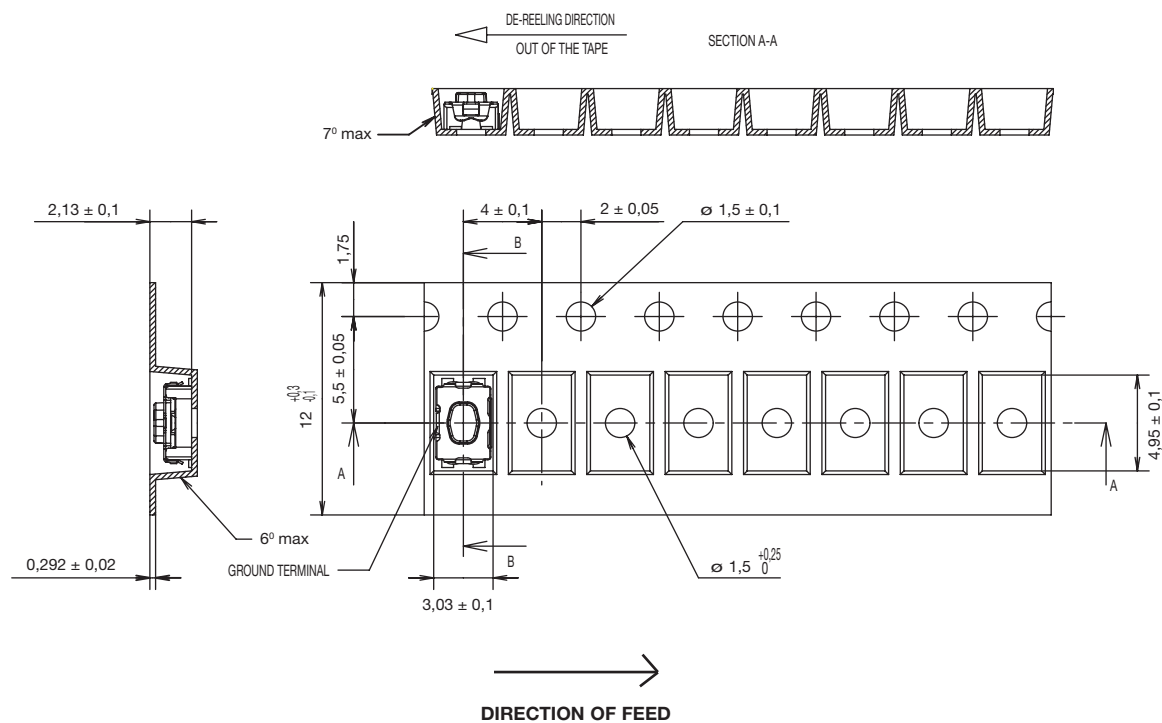
PCB layout shown with ground pin option



Tactile Switches

B

TAPE & REEL



Dimensions are shown: mm
Specifications and dimensions subject to change

Mouser Electronics

Authorized Distributor

Click to View Pricing, Inventory, Delivery & Lifecycle Information:

C&K Switches:

[KMR211G LFS](#) [KMR221G LFS](#) [KMR223GLFG](#) [KMR231GLFS](#) [KMR233GLFG](#) [KMR241GLFS](#) [KMR243GLFG](#)
[KMR213G LFG](#) [KMR242NG LFS](#) [KMR241G ULC LFS](#) [KMR242NG ULC LFS](#) [KMR232G LFS](#) [KMR231NG ULC LFS](#)
[KMR242G LFS](#) [KMR231G ULC LFS](#) [KMR211NG LFS](#) [KMR241NG ULC LFS](#) [KMR242G ULC LFS](#) [KMR232G ULC](#)
[LFS](#) [KMR232NG ULC LFS](#) [KMR231NG LFS](#) [KMR221NG LFS](#) [KMR232NG LFS](#) [KMR241NG LFS](#) [KMR223NGLFG](#)
[KMR223NGULCLFG](#) [KMR221GULCLFS](#) [KMR231NGLFS](#) [KMR211GLFS](#) [KMR221NGLFS](#) [KMR231GULCLFS](#)
[KMR231NGULCLFS](#) [KMR232GLFS](#) [KMR232GULCLFS](#) [KMR242GULCLFS](#) [KMR242NGLFS](#) [KMR242NGULCLFS](#)
[KMR211NGLFS](#) [KMR213GLFG](#) [KMR221GLFS](#) [KMR232NGLFS](#) [KMR232NGULCLFS](#) [KMR241GULCLFS](#)
[KMR241NGLFS](#) [KMR241NGULCLFS](#) [KMR242GLFS](#)