

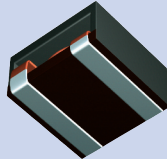



EPCOS Sample Kit 2016

ERU Chokes

ERU 25 Series – B82559A*A025



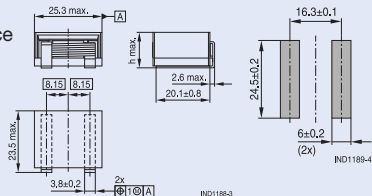
ERU Chokes – ERU 25 (SMD)

L (inductance) $\pm 7\%$	μH	0.44	1.25	2.30	2.90	4.35
$I_{\text{sat, typ}}$	A	71	50	41	33	30
$R_{\text{DC}} (\text{max})$	$\text{m}\Omega$	0.25	0.45	0.70	1.15	1.50
Height h_{max}	mm	10.0	11.5	13.2	10.0	11.5
Ordering code	B82559	A1042A025	A2122A025	A3232A025	A3292A025	A4432A025
L (inductance) $\pm 7\%$	μH	6.10	7.90	10.0	15.0	20.0
$I_{\text{sat, typ}}$	A	28	26	24	15	15
$R_{\text{DC}} (\text{max})$	$\text{m}\Omega$	1.85	2.20	2.55	2.55	3.25
Height h_{max}	mm	11.5	13.2	13.2	13.2	15.0
Ordering code	B82559	A5612A025	A6792A025	A7103A025	A7153A025	A9203A025

- All values measured at 25 °C ambient temperature
- $I_{\text{sat, typ}}$ is current that will result in 10 – 15% reduction of nominal inductance
- Temperature response needs to be verified in specific applications; test results on request
- Operating temperature: –40 to +130 °C
- Flat wire winding: extremely low-resistance coil
- Core: high saturation/low-loss ferrite
- Special values and sizes on request
- Foam tray packaging:

Height of component	Tray	Box
$h = 10.00 \text{ mm}$	40 pcs.	280 pcs.
$h = 11.50 \text{ mm}$	40 pcs.	280 pcs.

Height of component	Tray	Box
$h = 13.20 \text{ mm}$	40 pcs.	240 pcs.
$h = 15.00 \text{ mm}$	40 pcs.	240 pcs.



Mechanical dimensions
and suggested pad layout
(reference only)

Mouser Electronics

Authorized Distributor

Click to View Pricing, Inventory, Delivery & Lifecycle Information:

[EPCOS / TDK:](#)

[B82559X2](#) [B82559X0002](#)