
**Features**

- APD with 0.5 mm<sup>2</sup> active area
- 800 µm diameter active area
- High gain at low bias voltage
- Fast rise time, low capacitance
- Optimum gain: 50-60

**Description**

Circular active area APD chip with 800 µm diameter. Metal can type hermetic TO52 package with clear glass window.

**Application**

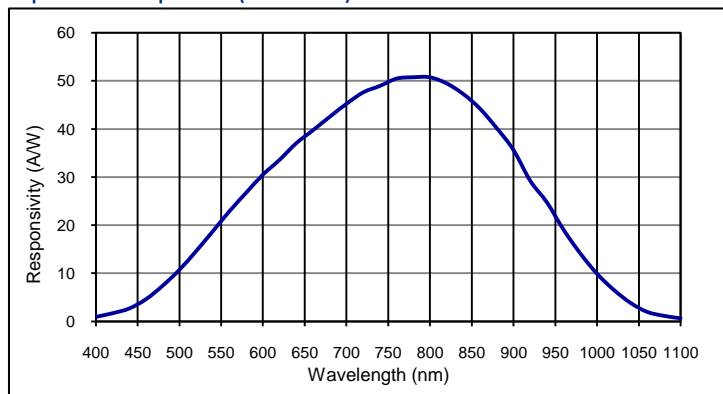
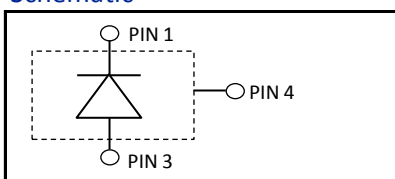
- Laser range finder
- High speed photometry
- High speed optical communications
- Medical equipment

**RoHS**

2002/95/EC


**Absolute maximum ratings**

Symbol	Parameter	Min	Max	Unit
T <sub>STG</sub>	Storage temp	-55	125	°C
T <sub>OP</sub>	Operating temp	-40	100	°C
M <sub>max</sub>	Gain (I <sub>PO</sub> = 1 nA)	200		
I <sub>PEAK</sub>	Peak DC current		0.25	mA

**Spectral response (M = 100)**

**Schematic**

**Electro-optical characteristics @ 23 °C**

Symbol	Characteristic	Test Condition	Min	Typ	Max	Unit
	Active area		diameter 800			µm
	Active area		0.5			mm <sup>2</sup>
I <sub>D</sub>	Dark current	M = 100		2.0	6.0	nA
C	Capacitance	M = 100		5.0		pF
	Responsivity	M = 100; λ = 800 nm	45	50		A/W
t <sub>R</sub>	Rise time	M = 100; λ = 905 nm; R <sub>L</sub> = 50 Ω		0.7		ns
	Cut-off frequency	-3dB		0.5		GHz
V <sub>BR</sub>	Breakdown voltage	I <sub>R</sub> = 2 µA, V <sub>BR</sub> - binning available	80	150	240	V
	Temperature coefficient	Change of V <sub>BR</sub> with temperature		0.45		V/K
	Excess noise factor	M = 100		2.2		
	Excess noise index	M = 100		0.2		

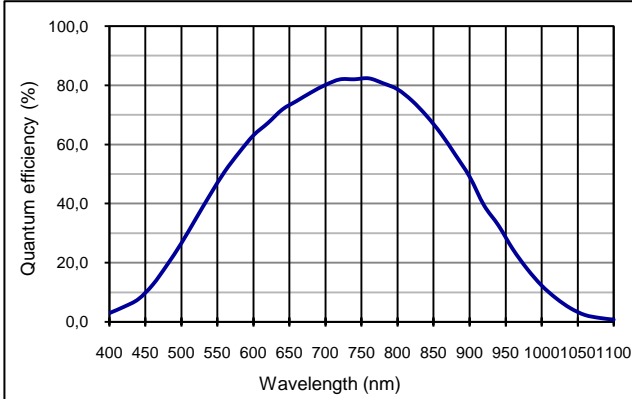
**European, International Sales:**


First Sensor AG  
 Peter-Behrens-Strasse 15  
 12459 Berlin  
 Germany  
 T +49 30 6399 2399  
 F +49 30 639923-752  
 sales.opto@first-sensor.com

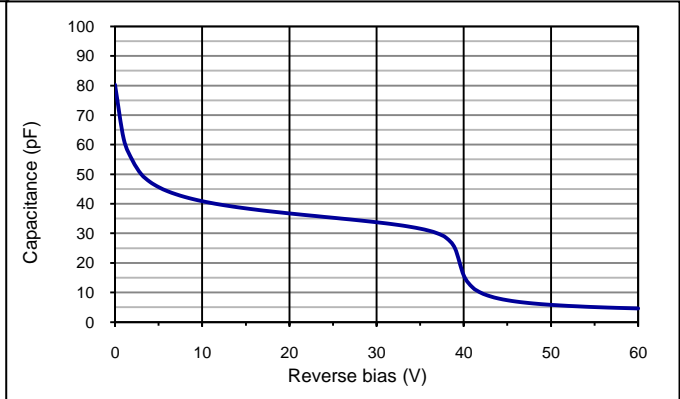
**USA:**


First Sensor Inc.  
 5700 Corsa Avenue #105  
 Westlake Village  
 CA 91362 USA  
 T +1 818 706 3400  
 F +1 818 889 7053  
 sales.us@first-sensor.com

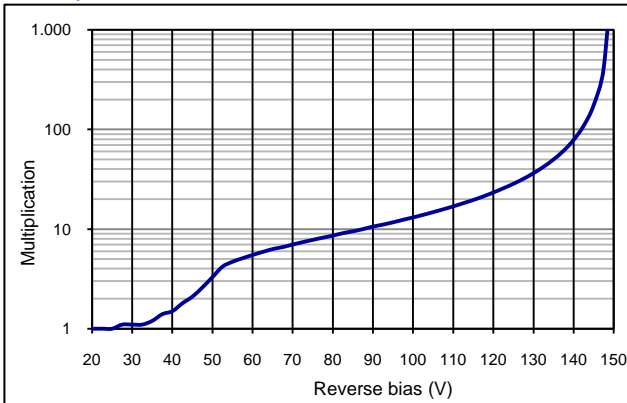
Quantum efficiency (23 °C)



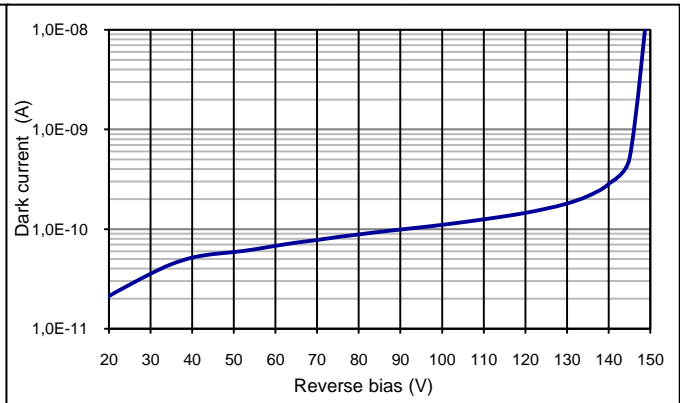
Capacitance as fct of reverse bias (23 °C)



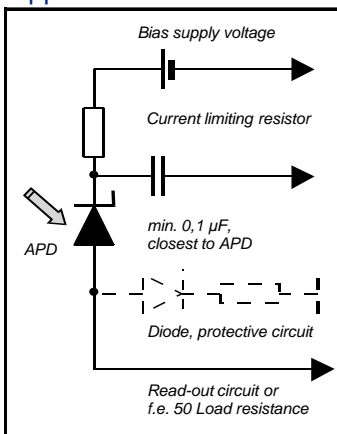
Multiplication as fct of bias (23 °C)



Dark current as fct of bias (23 °C)



**Application hints:**



- Current should be limited by a protecting resistor or current limiting - IC inside the power supply
- For low light level applications blocking of ambient light should be used
- For high gain applications bias voltage should be temperature compensated
- Please consider basic ESD protection while handling
- Use low noise read-out - IC
- For further questions please refer to document "Instructions for handling and processing"
- Optimum gain: 50-60

**Package dimension:**

Small quantities: Foam pad, boxed (12 cm x 16.5 cm)

Disclaimer: Due to our strive for continuous improvement, specifications are subject to change within our PCN policy according to JESD46C.

**European, International Sales:**



First Sensor AG  
 Peter-Behrens-Strasse 15  
 12459 Berlin  
 Germany  
 T +49 30 6399 2399  
 F +49 30 639923-752  
 sales.opto@first-sensor.com

**USA:**



First Sensor Inc.  
 5700 Corsa Avenue #105  
 Westlake Village  
 CA 91362 USA  
 T +1 818 706 3400  
 F +1 818 889 7053  
 sales.us@first-sensor.com

# Mouser Electronics

Authorized Distributor

Click to View Pricing, Inventory, Delivery & Lifecycle Information:

First Sensor:

[AD800-8-S1](#) [AD2500-8-TO5I](#)