

### 208 Series Lead-Free 2AG, Fast-Acting Fuse



#### Description

Littelfuse 208 Series (2AG) 350V Fast-Acting Fuses are available in cartridge form or with axial leads. This series provides the same performance characteristics as its 3AG counterpart, while occupying one-third the space. Sleeved fuses are available.

#### Features

- In accordance with Underwriter's Laboratories Standard UL 248-14
- Available in cartridge and axial lead form and with various lead forming dimensions
- RoHS compliant and Lead-free




#### Applications

- Electrical ballasts used in fluorescent lighting and other applications

#### Electrical Characteristics for Series

% of Ampere Rating	Opening Time
100%	4 Hours, <b>Min.</b>
135%	1 Hour, <b>Max.</b>
200%	1 Second, <b>Max.</b>

#### Agency Approvals

Agency	Agency File Number	Ampere Range
	E10480	0.375A - 10A
	Cartridge	
	NBK200405-E10480A	1A
	NBK200405-E10480C	1.5A - 3.5A
	NBK110512-E10480A	4A - 5A
	NBK210405-E10480E	6A - 10A
	Leaded	
	NBK200405-E10480B	1A
	NBK200405-E10480D	1.5A - 3.5A
	NBK110512-E10480B	4A - 5A
	NBK210405-E10480F	6A - 10A
	N/A	0.375A - 10A

#### Additional Information



**Datasheet**



**Resources**



**Samples**



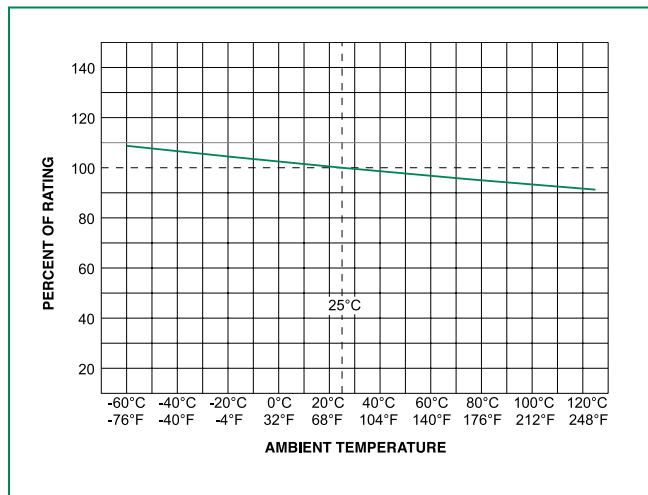
**Accessories**

For recommended fuse accessories for this product series, see '[Recommended Accessories](#)' section.

## Electrical Characteristic Specifications by Item

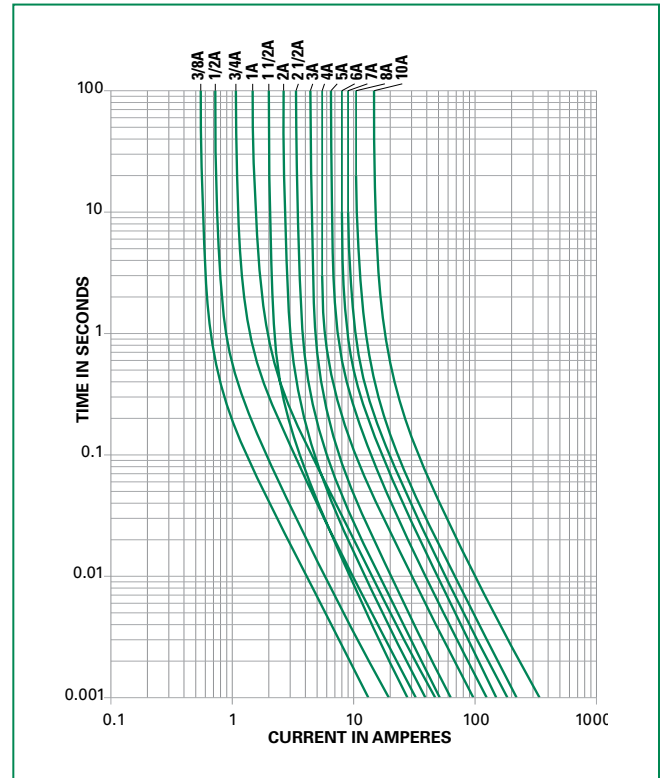
Amp Code	Amp Rating	Voltage Rating	Interrupting Rating	Nominal Cold Resistance (Ohms)	Nominal Melting I <sup>2</sup> t (A <sup>2</sup> sec)	Agency Approvals		
						UL US	PS E	CE
.375	0.375	350	100A @ 350V AC	0.395	0.171	x		x
.500	0.500	350		0.265	0.365	x		x
.750	0.750	350		0.152	1.050	x		x
001.	1.0	350		0.103	2.220	x	x	x
01.5	1.5	350		0.0712	0.800	x	x	x
002.	2.0	350		0.0497	2.169	x	x	x
02.5	2.5	350		0.0372	2.68	x	x	x
003.	3.0	350		0.0317	4.62	x	x	x
03.5	3.5	350		0.0265	6.70	x	x	x
004.	4	350		0.0240	9.40	x	x	x
005.	5	350		0.0186	17.00	x	x	x
006.	6	350		0.0154	22.10	x	x	x
007.	7	350		0.0130	40	x	x	x
008.	8	350		0.0107	56	x	x	x
010.	10	350	0.0075	116	x	x	x	

## Temperature Re-rating Curve

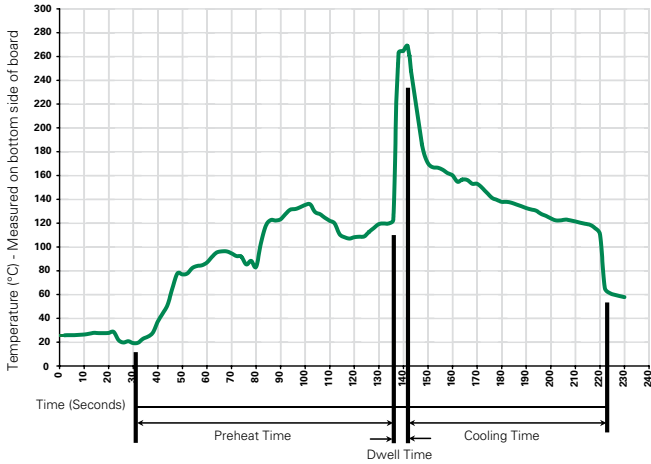


Note:  
Derating depicted in this curve is in addition to the standard derating of 25% for continuous operation.

## Average Time Current Curves



### Soldering Parameters - Wave Soldering



### Recommended Process Parameters:

Wave Parameter	Lead-Free Recommendation
<b>Preheat:</b> (Depends on Flux Activation Temperature)	(Typical Industry Recommendation)
Temperature Minimum:	100°C
Temperature Maximum:	150°C
Preheat Time:	60-180 seconds
<b>Solder Pot Temperature:</b>	260°C Maximum
<b>Solder Dwell Time:</b>	2-5 seconds

### Recommended Hand-Solder Parameters:

Solder Iron Temperature: 350°C +/- 5°C  
Heating Time: 5 seconds max.

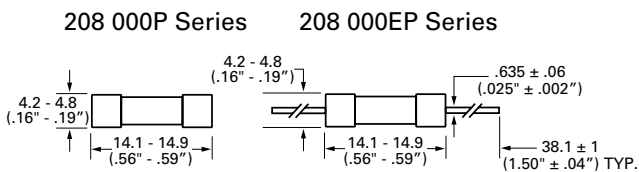
**Note: These devices are not recommended for IR or Convection Reflow process.**

### Product Characteristics

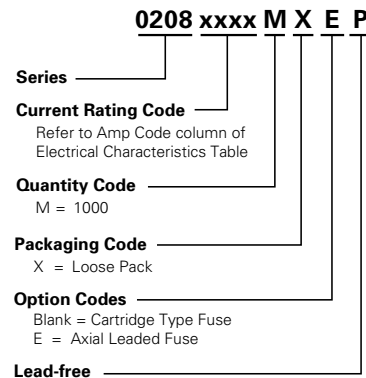
<b>Materials</b>	Body : Glass Cap : Nickel-plated brass Leads: Tin-plated Copper
<b>Terminal Strength</b>	MIL-STD-202, Method 211, Test Condition A
<b>Solderability</b>	MIL-STD-202 method 208
<b>Product Marking</b>	Cap1 : Brand logo, current and voltage ratings Cap2 : Series and agency approval marks

<b>Operating Temperature:</b>	-55°C to 125°C.
<b>Thermal Shock:</b>	MIL-STD-202, Method 107, Test Condition B (5 Cycles -65°C to +125°C).
<b>Vibration</b>	MIL-STD-202, Method 201
<b>Humidity</b>	MIL-STD-202, Method 103, Test Condition A: High RH (95%) and elevated temp (40°C) for 240 hours
<b>Salt Spray</b>	MIL-STD-202, Method 101, Test Condition B

### Dimensions



### Part Numbering System



Packaging				
Packaging Option	Packaging Specification	Quantity	Quantity & Packaging Code	Taping Width
<b>208 Series</b>				
Bulk	N/A	1000	MX	N/A
Bulk	N/A	1000	MXE	N/A
Reel and Tape	EIA 296-E	1500	DRT1	T1=53mm (2.087")

Recommended Accessories				
Accessory Type	Series	Description	Max Application Voltage	Max Application Amperage
Holder	<a href="#">150</a>	In-Line Fuseholder	350	10
	<a href="#">286</a>	Panel Mount Flip-Top Shock-Safe Fuseholder	250	10
Block	<a href="#">254</a>	OMNI-BLOK® Fuse Block	400	10
Clip	<a href="#">111</a>	PC Board Mount Fuse Clip	250	10

- Notes:
- Do not use in applications above rating.
  - Please refer to fuseholder data sheet for specific re-rating information.
  - Please contact factory for applications greater than the max voltage and amperage shown.

**Disclaimer Notice** - Information furnished is believed to be accurate and reliable. However, users should independently evaluate the suitability of and test each product selected for their own applications. Littelfuse products are not designed for, and may not be used in, all applications. Read complete Disclaimer Notice at: [www.littelfuse.com/disclaimer-electronics](http://www.littelfuse.com/disclaimer-electronics).

# Mouser Electronics

Authorized Distributor

Click to View Pricing, Inventory, Delivery & Lifecycle Information:

## Littelfuse:

[0208.250DRT1P](#) [0208.125DRT1P](#) [0208.375DRT1P](#) [0208.750MXP](#) [0208007.MXP](#) [0208006.MXEP](#) [0208.750MXEP](#)  
[0208002.MXP](#) [0208.750DRT1P](#) [0208.250MXEP](#) [0208010.MXP](#) [0208003.MXEP](#) [0208010.DRT1P](#) [020803.5DRT1P](#)  
[0208007.MXEP](#) [0208.500DRT1P](#) [020802.5MXP](#) [020803.5MXEP](#) [0208008.MXP](#) [020801.5MXEP](#) [0208005.DRT1P](#)  
[0208002.MXEP](#) [0208.125MXEP](#) [0208001.MXP](#) [0208004.DRT1P](#) [0208003.DRT1P](#) [0208007.DRT1P](#)  
[0208001.DRT1P](#) [020803.5MXP](#) [0208.250MXP](#) [020801.5MXP](#) [020801.5DRT1P](#) [0208006.DRT1P](#) [0208002.DRT1P](#)  
[0208008.MXEP](#) [020802.5MXEP](#) [0208006.MXP](#) [0208004.MXP](#) [0208010.MXEP](#) [0208.375MXEP](#) [0208003.MXP](#)  
[0208.500MXEP](#) [0208001.MXEP](#) [020802.5DRT1P](#) [0208.125MXP](#) [0208.500MXP](#) [0208005.MXP](#) [0208004.MXEP](#)  
[0208008.DRT1P](#) [0208.375MXP](#) [0208005.MXEP](#)