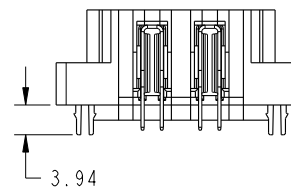
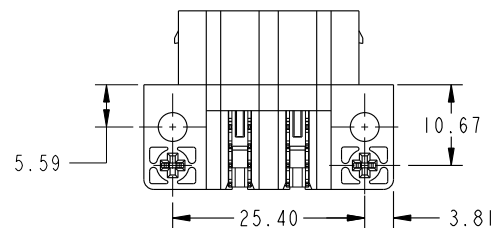
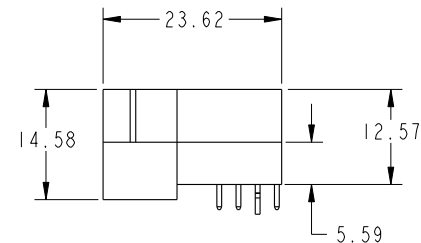
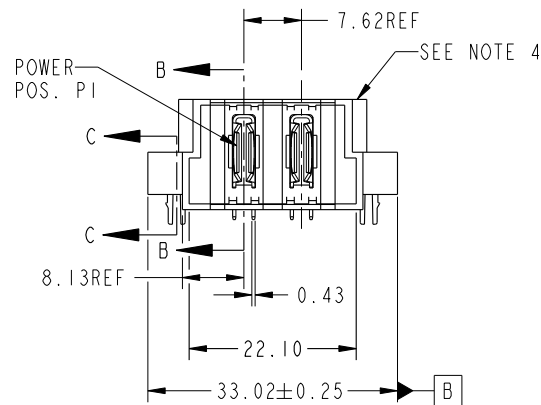
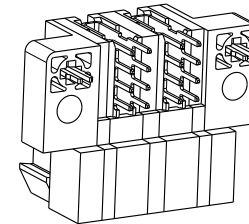
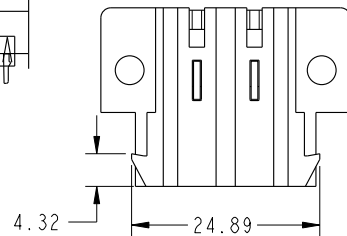


PRODUCT NO.	POWER			
	E1	P1	P2	E2
51939-198-- NOTE ③		PA	PA	



CODE	DIM "M" MATING LENGTH	CONTACT TYPE
HA	[N/A]	HOLD-DOWN
PA	[N/A]	POWER

spec ref		*		dr		MT Ruan		2008/07/26		projection		mm		size		A4		scale		1:1	
tolerance std		TOLERANCES UNLESS OTHERWISE SPECIFIED		eng		X Q Wang		2013/02/21						ecn no		ELX-DG-14077-1					
chr				-		-															
appr				Pei-Ming Zheng		2013/02/22		product family						PwrBlade		rel level		Released			
surface				linear		0.X		±0.5								title		2ACP		dwg no	
-		0.XX		±0.25																	
-		0.XXX		±0.1																	
-		angular		0°		±2°		www.fci.com		cat. no.		51939-198		Product - Customer Drw		sheet 1 of 3					

Pro/E file - REV C - 2009-06-09

## PRODUCT NUMBER

51939-198\_\_  
NOTE ③

## NOTES:

1. DIMENSIONS AND TOLERANCES ARE IN ACCORDANCE WITH ASME Y14.5M, 1994 UNLESS OTHERWISE SPECIFIED.

## CONNECTOR NOTES:

2. HOUSING MATERIAL: UL 94 V-0 GLASS FILLED HIGH-TEMP THERMOPLASTIC  
POWER CONTACT MATERIAL: COPPER ALLOY  
SIGNAL PIN MATERIAL: COPPER ALLOY

△ 3. SEE ITEM 1 &amp; 2 IN PRINT 10092675 FOR PLATING SPEC OF 51939-198;51939-198LF;51939-198T;51939-198TLF RESPECTIVELY.

4. NO ANY MARK ON THIS SURFACE.

5. PRODUCT SPECIFICATION GS-12-149.  
APPLICATION SPECIFICATION BUS-20-067.

## 6. PACKAGED:

51939-198 AND 51939-198LF WILL BE PACKAGED BY TRAY.

51939-198T AND 51939-198TLF WILL BE PACKAGED BY TAPE-ON REEL.

## PCB NOTES:

7. ALL HOLE DIAMETERS ARE FINISHED HOLE SIZE.

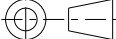


8. MOUNTING HOLES, WHERE APPLICABLE, ARE UNPLATED.

9.  $\varnothing 1.151 \pm 0.025$  DRILLED HOLES PLATED WITH  
0.08 MIN SnPb OVER 0.03 TO 0.08 Cu PLATING  
TO ACHIEVE  $\varnothing 1.02 \pm 0.07$  HOLE.

10. "DIM XXX" TO BE DETERMINED BY THE CUSTOMER.

11. CONNECTOR KEEP-OUT ZONE.

12. A △ SYMBOL WILL BE NEXT TO ANY DIMENSION, VIEW, OR NOTE WHICH HAS BEEN MODIFIED  
WITH THE CURRENT DRAWING REVISION.

dr	MT Ruan	2008/07/26	<div>projection</div> <div></div>	<div>mm</div> <div></div>	size	A4	scale	1:1
eng	X Q Wang	2013/02/21			ecn no		ELX-DG-14077-1	
chr	-	-			rel level			
appr	Pei-Ming Zheng	2013/02/22	product family		PwrBlade			
<div></div>		title			dwg no		rev	
		2ACP RIGHT ANGLE STB HEADER			51939-198		J	
www.fci.com		cat. no.		51939-198		Product - Customer Drw		sheet 3 of 3

# Mouser Electronics

Authorized Distributor

Click to View Pricing, Inventory, Delivery & Lifecycle Information:

[FCI / Amphenol:](#)

[51939-198LF](#)