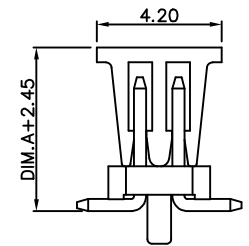
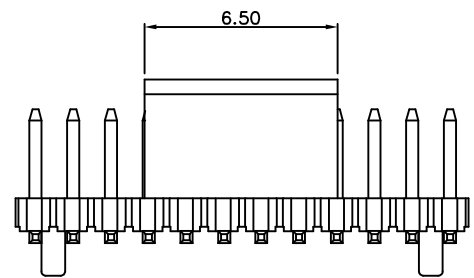
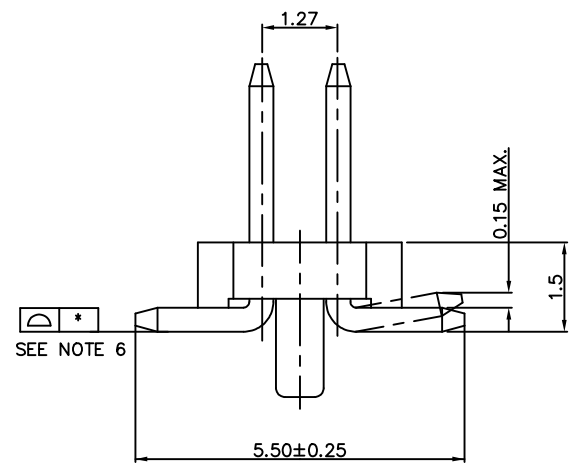
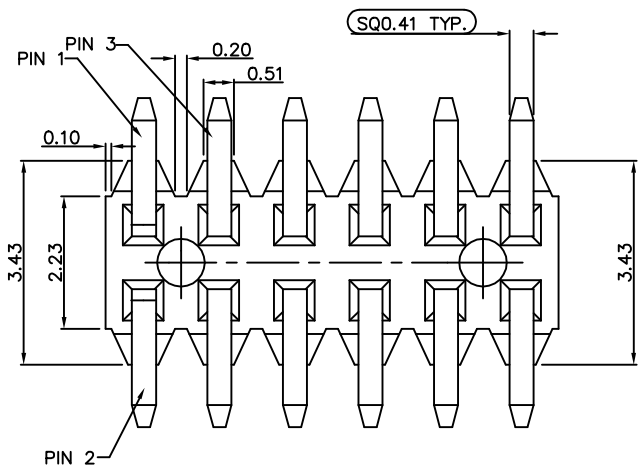
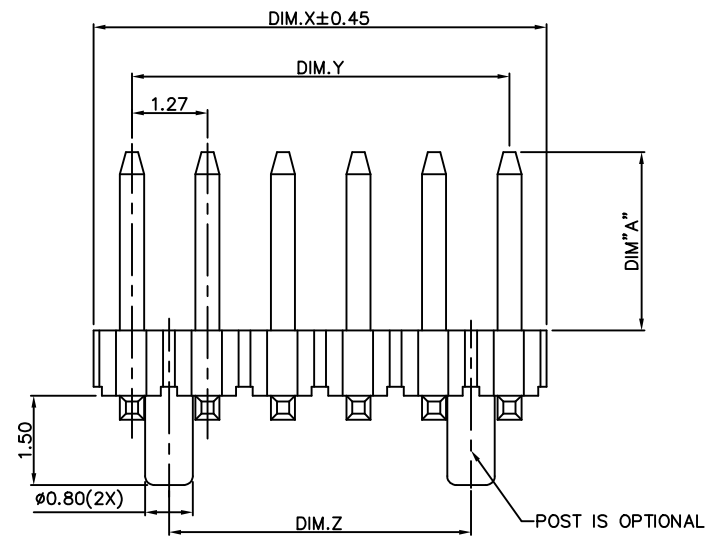


Amphenol  
FCI

© 2016 AFCI

PART NO.  
20021121



PRODUCT WITH CAP

- NOTES:
- 1.MATERIAL:  
HOUSING: HIGH TEMPERATURE THERMOPLASTIC, UL94-V0 BLACK.  
TERMINAL: COPPER ALLOY
  - 2.THE HOUSING WILL WITHSTAND EXPOSURE TO 260°C PEAK TEMPERATURE FOR 10 SECONDS IN A CONVECTION INFRA-RED OR VAPOR PHASE REFLOW OVEN.
  - 3.THIS PRODUCT MEETS EUROPEAN UNION DIRECTIVES AND OTHER COUNTRY REGULATIONS AS DESCRIBED IN GS-22-008.
  - 4.PRODUCT SPEC: GS-12-629
  - 5.PACKAGE SPEC: GS-14-1420
  - 6.04~38 POS.: 0.1mm  
40~100 POS.: 0.14mm

mat'l. code				surface	tolerance	projection	product family			
				ISO 1302	ISO 406	ISO 1101	MINITEK127®			
ltr	ecn no	dr	date	tolerances unless otherwise specified		 mm scale 1:1	title			
U	ELX-N-53032	MK	26/09/24	angles	linear		UNSHROUDED HDR VT SMT			
				0°±2'						
				dr	ZK HU	8/1/12	dwg no		sheet 1 of 3	size
R	ELX-N-40994-1	YY	05/24/21	eng	ZK HU	8/1/12	20021121			A3
S	ELX-N-49660	SF	11/02/23	chr	BIAN RICK	8/1/12	type Product Customer Drawing			
T	ELX-N-52544	MZ	12/08/24	appd	BIAN RICK	8/1/12				
sheet	revision	U	U	U						
index	sheet	1	2	3						



Amphenol  
FCI

© 2016 AFCI

D

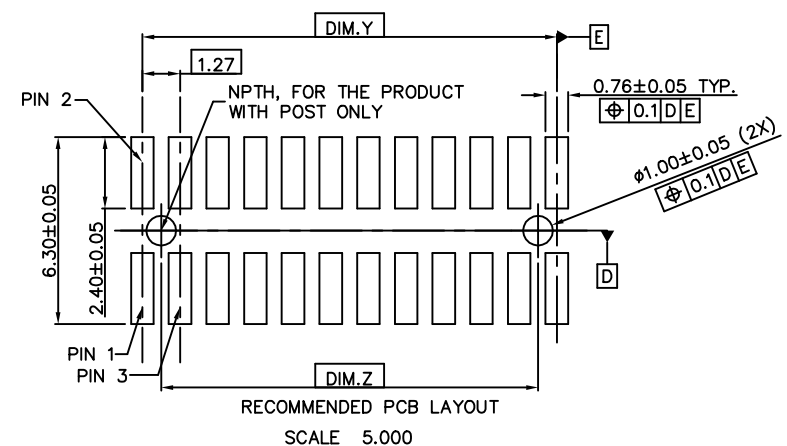
PART NO.	POS.	DIM.X	DIM.Y	DIM.Z
20021121-XX04XXLF	2 X 2	2.54	1.27	0
20021121-XX06XXLF	2 X 3	3.81	2.54	1.27
20021121-XX08XXLF	2 X 4	5.08	3.81	2.54
20021121-XX10XXLF	2 X 5	6.35	5.08	3.81
20021121-XX12XXLF	2 X 6	7.62	6.35	5.08
20021121-XX14XXLF	2 X 7	8.89	7.62	6.35
20021121-XX16XXLF	2 X 8	10.16	8.89	7.62
20021121-XX18XXLF	2 X 9	11.43	10.16	8.89
20021121-XX20XXLF	2 X 10	12.70	11.43	10.16
20021121-XX22XXLF	2 X 11	13.97	12.70	11.43
20021121-XX24XXLF	2 X 12	15.24	13.97	12.70
20021121-XX26XXLF	2 X 13	16.51	15.24	13.97
20021121-XX28XXLF	2 X 14	17.78	16.51	15.24
20021121-XX30XXLF	2 X 15	19.05	17.78	16.51
20021121-XX32XXLF	2 X 16	20.32	19.05	17.78
20021121-XX34XXLF	2 X 17	21.59	20.32	19.05
20021121-XX36XXLF	2 X 18	22.86	21.59	20.32
20021121-XX38XXLF	2 X 19	24.13	22.86	21.59
20021121-XX40XXLF	2 X 20	25.40	24.13	22.86
20021121-XX42XXLF	2 X 21	26.67	25.40	24.13
20021121-XX44XXLF	2 X 22	27.94	26.67	25.40
20021121-XX46XXLF	2 X 23	29.21	27.94	26.67
20021121-XX48XXLF	2 X 24	30.48	29.21	27.94
20021121-XX50XXLF	2 X 25	31.75	30.48	29.21
20021121-XX52XXLF	2 X 26	33.02	31.75	30.48
20021121-XX54XXLF	2 X 27	34.29	33.02	31.75
20021121-XX56XXLF	2 X 28	35.56	34.29	33.02
20021121-XX58XXLF	2 X 29	36.83	35.56	34.29
20021121-XX60XXLF	2 X 30	38.10	36.83	35.56
20021121-XX62XXLF	2 X 31	39.37	38.10	36.83
20021121-XX64XXLF	2 X 32	40.64	39.37	38.10
20021121-XX66XXLF	2 X 33	41.91	40.64	39.37
20021121-XX68XXLF	2 X 34	43.18	41.91	40.64
20021121-XX70XXLF	2 X 35	44.45	43.18	41.91
20021121-XX72XXLF	2 X 36	45.72	44.45	43.18
20021121-XX74XXLF	2 X 37	46.99	45.72	44.45
20021121-XX76XXLF	2 X 38	48.26	46.99	45.72
20021121-XX78XXLF	2 X 39	49.53	48.26	46.99
20021121-XX80XXLF	2 X 40	50.80	49.53	48.26
20021121-XX82XXLF	2 X 41	52.07	50.80	49.53
20021121-XX84XXLF	2 X 42	53.34	52.07	50.80
20021121-XX86XXLF	2 X 43	54.61	53.34	52.07
20021121-XX88XXLF	2 X 44	55.88	54.61	53.34
20021121-XX90XXLF	2 X 45	57.15	55.88	54.61

20021121-X X X XX X X LF

- LEAD FREE  
PLATING ON CONTACT AREA  
1: GOLD FLASH AT CONTACT, 1.27um MIN. MATTE TIN AT TAIL  
2: GOLD FLASH AT CONTACT, GOLD FLASH AT TAIL  
4: 0.25um Au MIN. AT CONTACT, 1.27um MIN.MATTE TIN AT TAIL  
5: 0.25um Au MIN. AT CONTACT, GOLD FLASH AT TAIL  
6: 0.38um GXT MIN. AT CONTACT, 1.27um MIN.MATTE TIN AT TAIL  
7: 0.38um GXT MIN. AT CONTACT, GOLD FLASH AT TAIL  
8: 0.76um GXT MIN. AT CONTACT, 1.27um MIN.MATTE TIN AT TAIL  
9: 0.76um GXT MIN. AT CONTACT, GOLD FLASH AT TAIL
- PACKING STYLE  
T: TUBE  
D: TUBE + CAP  
C: TAPE & REEL + CAP  
E: TAPE & REEL
- PIN NO. SEE TABLE
- MATING LENGTH(DIM"A")  
0: 3.05MM  
1: 5.55MM
- CODE  
0: STANDARD  
1: WITH OMIT PIN (SEE SHEET 3 )  
V: DEDICATED CUSTOMER

- POST OPTION  
0: WITHOUT POST  
1: WITH POST

PART NO.	POS.	DIM.X	DIM.Y	DIM.Z
20021121-XX092XXLF	2 X 46	58.42	57.15	55.88
20021121-XX094XXLF	2 X 47	59.69	58.42	57.15
20021121-XX096XXLF	2 X 48	60.96	59.69	58.42
20021121-XX098XXLF	2 X 49	62.23	60.96	59.69
20021121-XXA0XXLF	2 X 50	63.50	62.23	60.96

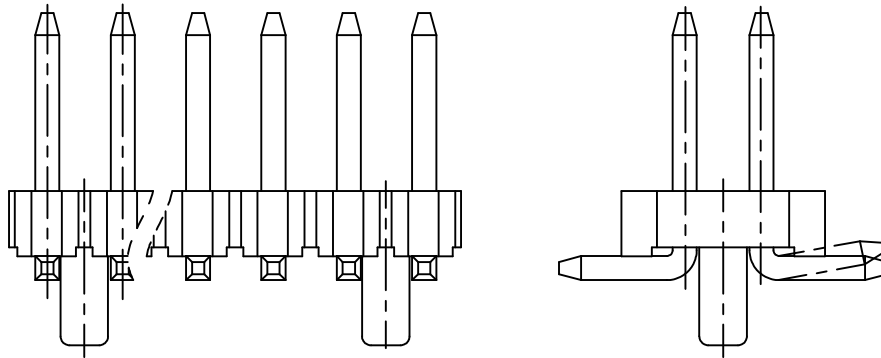


mat'l. code				surface	tolerance	projection	product family			
				ISO 1302	ISO 406	ISO 1101	MINITEK127®			
ltr	ecn	no	dr	date	tolerances unless otherwise specified		title			
u					angles linear	mm	UNSHROUDED HDR VT SMT			
					0±2'		scale 1:1			
					dr	ZK HU	8/1/12	dwg no		sheet2 of 3
					engr	ZK HU	8/1/12	20021121		A3
					chr	BIAN RICK	8/1/12	type Product Customer Drawing		
					appd	BIAN RICK	8/1/12			
sheet index	revision sheet									



A

A



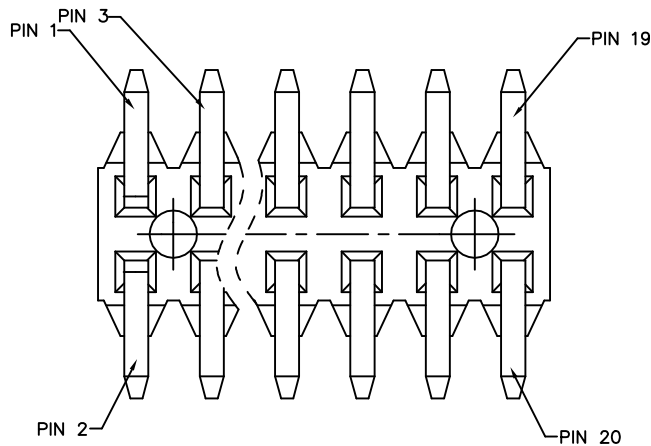
U

PART NUMBER	ACTUAL PIN NO.	POLARIZED PIN
20021121-01020C1LF	16	PIN #15, #16, #17, #18 OR PIN #3, #4, #5, #6



B

B



C

C

PART NUMBER 20021121-01020C1LF

mat'l. code				surface	ISO 1302	tolerance	ISO 406	ISO 1101	projection	product family			
ltr				ecn no	dr	date	tolerances unless otherwise specified			MINITEK127®			
U							angles	linear	mm	title			
							0°±2'			UNSHROUDED HDR VT SMT			
									scale 1:1				
							dr	ZK HU	8/1/12	dwg no		sheet 3 of 3	size
							engr	ZK HU	8/1/12	20021121			A3
							chr	BIAN RICK	8/1/12				
							appd	BIAN RICK	8/1/12				
sheet index		revision sheet								type		Product Customer Drawing	

# Mouser Electronics

Authorized Distributor

Click to View Pricing, Inventory, Delivery & Lifecycle Information:

[Amphenol:](#)

[20021121-10006C4LF](#) [20021121-10036T4LF](#)